



US00D972119S

(12) **United States Design Patent**
Lucius et al.

(10) **Patent No.:** **US D972,119 S**
(45) **Date of Patent:** **** Dec. 6, 2022**

(54) **FAN**
(71) Applicant: **ebm-papst Mulfingen GmbH & Co. KG**, Mulfingen (DE)
(72) Inventors: **Andreas Lucius**, Schwäbisch Hall (DE); **Marc Schneider**, Dörzbach (DE)
(73) Assignee: **ebm-papst Mulfingen GmbH & Co. KG**, Mulfingen (DE)
(**) Term: **15 Years**
(21) Appl. No.: **29/692,315**
(22) Filed: **May 24, 2019**
(30) **Foreign Application Priority Data**

Nov. 28, 2018 (EM) 005837713-0001

(51) **LOC (13) Cl.** **23-04**

(52) **U.S. Cl.**
USPC **D23/379**; D23/413

(58) **Field of Classification Search**
USPC D23/328, 332, 333, 370–383, 385,
D23/335–337, 341, 351, 352, 354,
D23/411–414
CPC .. F04D 25/084; F04D 25/086; F04D 25/0673;
F04D 29/646; F04D 25/08; F04D 29/32;
F04D 29/52; F04D 29/324; F04D 29/38
See application file for complete search history.

(56) **References Cited**

U.S. PATENT DOCUMENTS

D131,271 S * 2/1942 Collura D23/413
D808,003 S * 1/2018 Gebert D23/379

D884,874 S * 5/2020 Meng F04D 29/667
D23/413
2007/0031257 A1* 2/2007 Suzuki F04D 29/681
416/182
2012/0171042 A1* 7/2012 Takeda F04D 29/32
416/223 R
2016/0177968 A1* 6/2016 Gebert F04D 29/384
416/236 R
2018/0355885 A1* 12/2018 Kim F04D 29/667
2019/0120253 A1* 4/2019 Nakashima F04D 29/667
2019/0226492 A1* 7/2019 Krishnaswami F04D 29/384
2019/0301471 A1* 10/2019 Wang F04D 19/002
2020/0284268 A1* 9/2020 Haaf F04D 19/002

* cited by examiner

Primary Examiner — Sharon S Oum

(74) *Attorney, Agent, or Firm* — Harness, Dickey & Pierce, P.L.C.

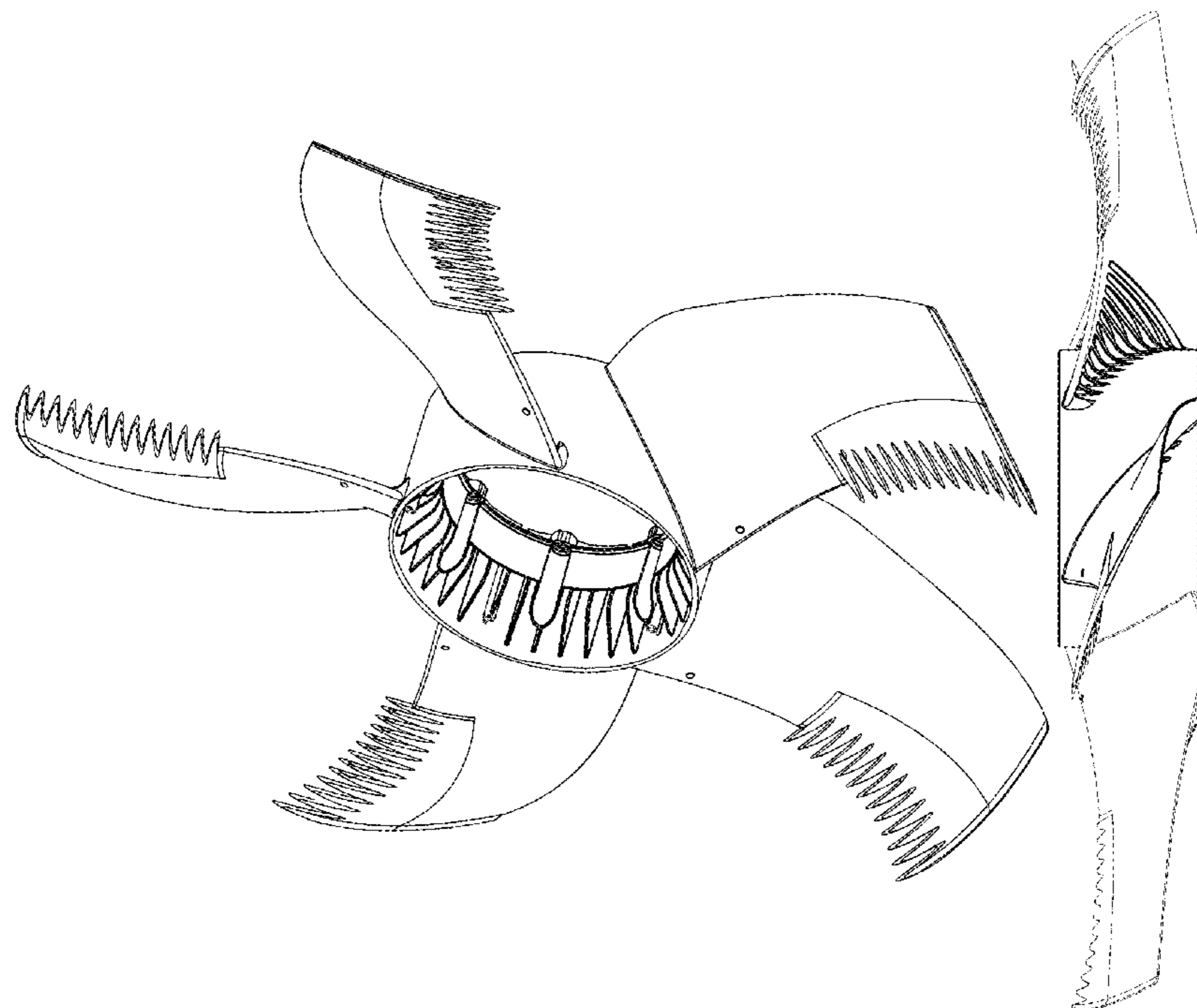
(57) **CLAIM**

The ornamental design for a fan, as shown and described.

DESCRIPTION

FIG. 1 is a perspective view of the fan.
FIG. 2 is another perspective view of the fan.
FIG. 3 is a top view of the fan.
FIG. 4 is a side elevation view of the fan.
FIG. 5 is a bottom view of the fan.
FIG. 6 is a front elevation view of the fan; and,
FIG. 7 is a rear elevation view of the fan.
The broken lines illustrate portions of the fan that form no part of the claimed design.

1 Claim, 7 Drawing Sheets



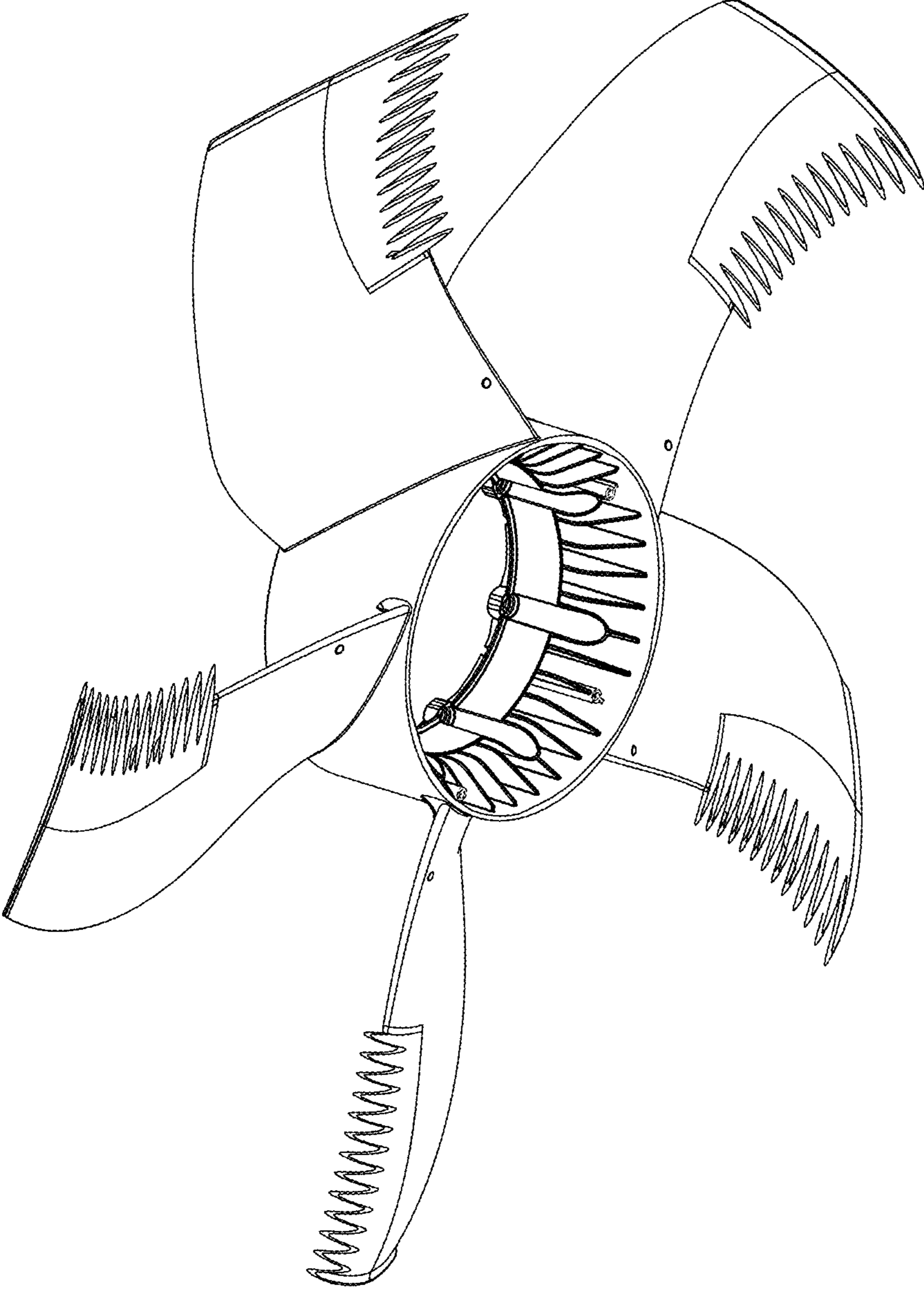


FIG. 1

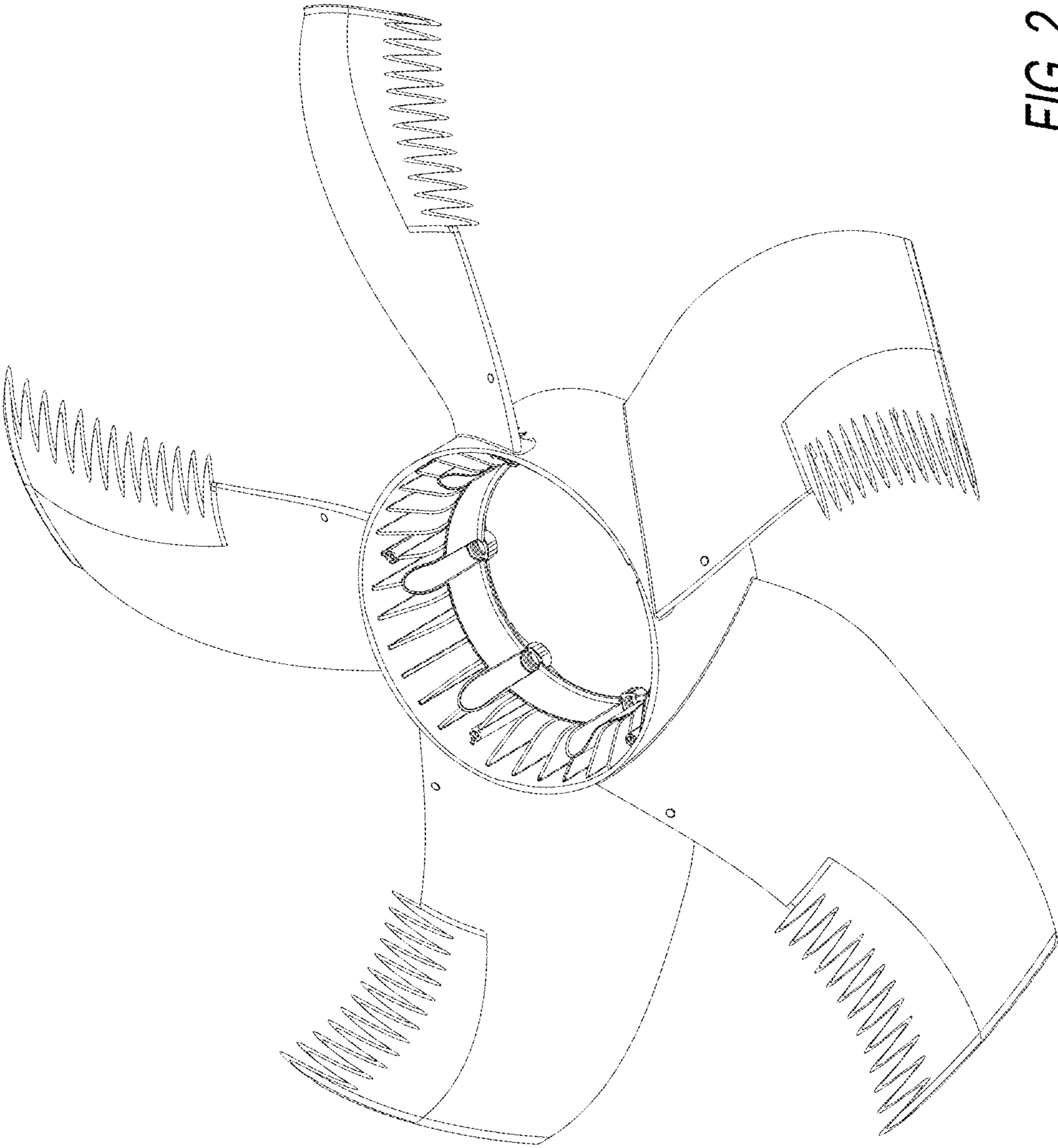


FIG. 2




FIG. 3

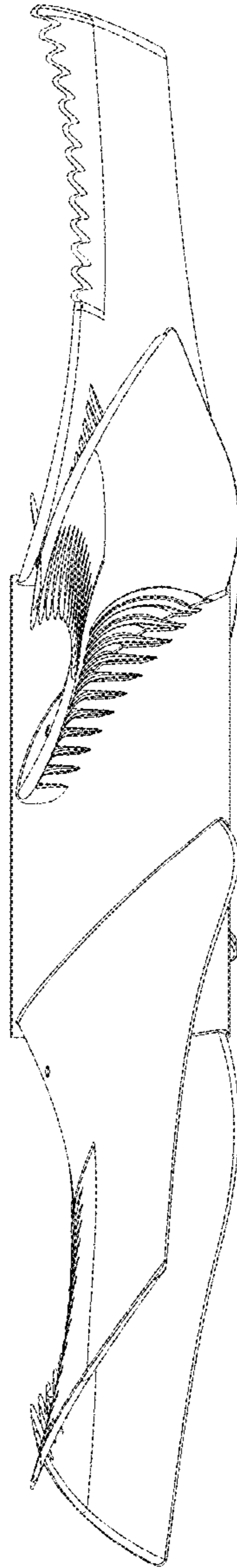


FIG. 4




FIG. 5

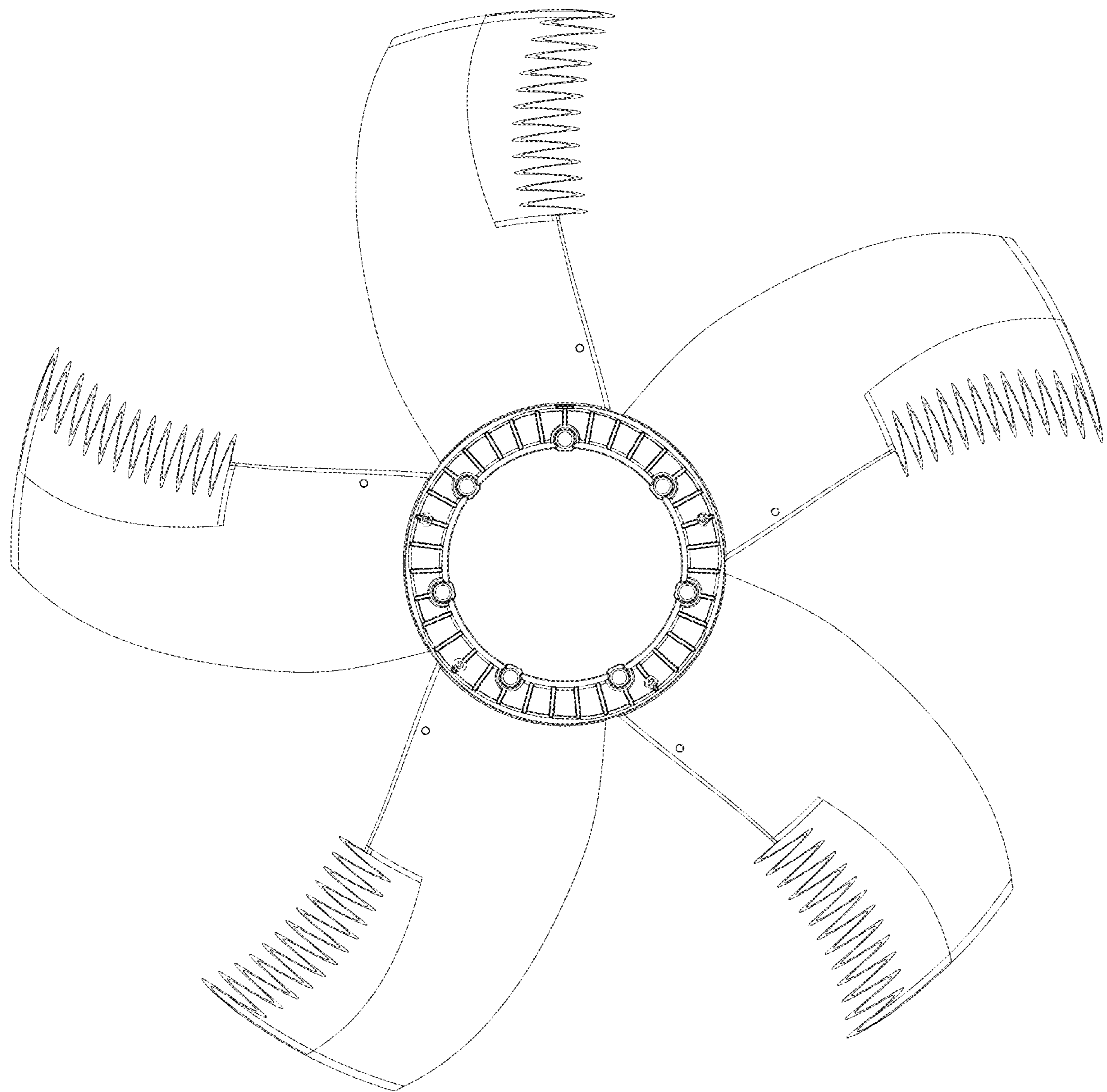


FIG. 6




FIG. 7