



US00D972094S

(12) **United States Design Patent** (10) **Patent No.:** **US D972,094 S**
Lin et al. (45) **Date of Patent:** **** Dec. 6, 2022**

(54) **DEHUMIDIFIER**

(71) Applicant: **GREE ELECTRIC APPLIANCES, INC. OF ZHUHAI**, Zhuhai (CN)

(72) Inventors: **Jianfeng Lin**, Zhuhai (CN); **Sha Li**, Zhuhai (CN); **Nanfei Chen**, Zhuhai (CN); **Jijian Zhang**, Zhuhai (CN); **Qingfeng Zhang**, Zhuhai (CN); **Xusheng Chen**, Zhuhai (CN); **Min Zhang**, Zhuhai (CN)

(**) Term: **15 Years**

(21) Appl. No.: **29/719,837**

(22) Filed: **Jan. 8, 2020**

Related U.S. Application Data

(62) Division of application No. 35/506,187, filed on Nov. 8, 2018 (U.S. filing date under 35 U.S.C. 384), and having an international filing date of Nov. 8, 2018, now Pat. No. Des. 888,913.

(30) **Foreign Application Priority Data**

Jun. 6, 2018 (CN) 201830282301.7

(51) **LOC (13) Cl.** **23-04**

(52) **U.S. Cl.**
USPC **D23/333**

(58) **Field of Classification Search**

USPC D23/355-366, 369, 332, 352, 333, 335, D23/336, 342, 351
CPC .. F24F 11/30; F24F 11/46; F24F 11/56; F24F 11/52; F24F 2110/00; F24F 11/58; F24F 11/62; F24F 2110/10; F24F 2140/60; F24F 11/61; F24F 11/63; F24F 2120/10; F24F 2120/20; F24F 11/83; F24F 11/89; F24F 2110/12; F24F 11/0001; F24F 11/32; F24F 11/39; F24F 11/47; F24F 11/523; F24F 11/64; F24F 11/81; F24F 11/85; F24F 13/04; F24F 13/065; F24F

1/0003; F24F 1/0014; F24F 1/0033; F24F 1/0035; F24F 1/005; F24F 1/38; F24F 2003/0446; F24F 2003/144; F24F 2003/1617; F24F 2006/006; F24F 2006/065; F24F 2011/0002; F24F 2110/20; F24F 2110/50; F24F 2120/12; F24F 2130/00; F24F 2130/10; F24F 2130/40; F24F 2140/10; F24F 2140/40; F24F 2221/32; F24F 3/001; F24F 3/044; F24F 3/14; F24F 3/1417; F24F 3/1603; F24F 5/001; F24F 6/06; F24F 6/10; F24F 6/12; F24F 6/16

See application file for complete search history.

(56) **References Cited**

U.S. PATENT DOCUMENTS

D746,967 S *	1/2016	Lee	D23/356
D844,766 S *	4/2019	Miao	D23/364
D864,367 S *	10/2019	Chen	D23/356
D870,873 S *	12/2019	Chen	D23/356
D903,844 S *	12/2020	Chen	D23/356
D933,183 S *	10/2021	Leyden	D23/366
D934,402 S *	10/2021	Fitsch	D23/356

(Continued)

Primary Examiner — Khawaja Anwar

(57) **CLAIM**

The ornamental design for a dehumidifier, as shown and described.

DESCRIPTION

FIG. 1 is a perspective view of a dehumidifier showing my new design;
FIG. 2 is a front view thereof;
FIG. 3 is a back view thereof;
FIG. 4 is a left side view thereof;
FIG. 5 is a right side view thereof;
FIG. 6 is a top plan view thereof; and,
FIG. 7 is a bottom plan view thereof.

1 Claim, 7 Drawing Sheets



(56)

References Cited

U.S. PATENT DOCUMENTS

D936,200 S	*	11/2021	Yang	D23/364
D939,069 S	*	12/2021	Yang	D23/356
D948,686 S	*	4/2022	Long	D23/356
D952,114 S	*	5/2022	Kim	D23/364
D958,952 S	*	7/2022	Sward	D23/364
D960,337 S	*	8/2022	Sun	D23/356

* cited by examiner




FIG.1




FIG.2




FIG.3




FIG.4




FIG.5




FIG. 6




FIG.7