



US00D972067S

(12) **United States Design Patent** (10) **Patent No.:** **US D972,067 S**  
**Toris** (45) **Date of Patent:** **\*\* Dec. 6, 2022**

- (54) **FISHING LURE**
- (71) Applicant: **Georgios G. Toris**, Gavle (SE)
- (72) Inventor: **Georgios G. Toris**, Gavle (SE)
- (\*\*) Term: **15 Years**
- (21) Appl. No.: **29/739,950**
- (22) Filed: **Jun. 30, 2020**
- Related U.S. Application Data**
- (63) Continuation-in-part of application No. 29/666,174, filed on Oct. 10, 2018, now Pat. No. Des. 888,881.
- (30) **Foreign Application Priority Data**
- Apr. 10, 2018 (SE) ..... 201800106
- (51) **LOC (13) Cl.** ..... **22-05**
- (52) **U.S. Cl.**
- USPC ..... **D22/133**
- (58) **Field of Classification Search**
- USPC ..... D22/126-133
- CPC ..... A01K 85/00; A01K 85/02; A01K 85/14; A01K 85/16; A01K 85/18; A01K 85/005; A01K 83/02; A01K 91/03; A01K 91/053
- See application file for complete search history.
- (56) **References Cited**
- U.S. PATENT DOCUMENTS**
- 1,813,843 A \* 7/1931 Flood ..... A01K 85/16 43/42.39
- 2,483,245 A \* 9/1949 Steinhart ..... A01K 85/16 43/42.39

- 3,360,882 A \* 1/1968 Belokin, Jr. .... A01K 85/16 43/42.33
- D225,008 S \* 10/1972 Cordell, Jr. .... D22/133
- D338,256 S \* 8/1993 Driscoll ..... D22/126
- D345,003 S \* 3/1994 Maleszewski, Jr. .... D22/126
- D347,459 S \* 5/1994 Gowing ..... D22/126
- D466,965 S \* 12/2002 Toris ..... D22/131
- D937,965 S \* 12/2021 Toris ..... D22/126

\* cited by examiner

*Primary Examiner* — Catherine R Oliver-Garcia  
(74) *Attorney, Agent, or Firm* — Glenn E. Gold, P.A.; Glenn E. Gold

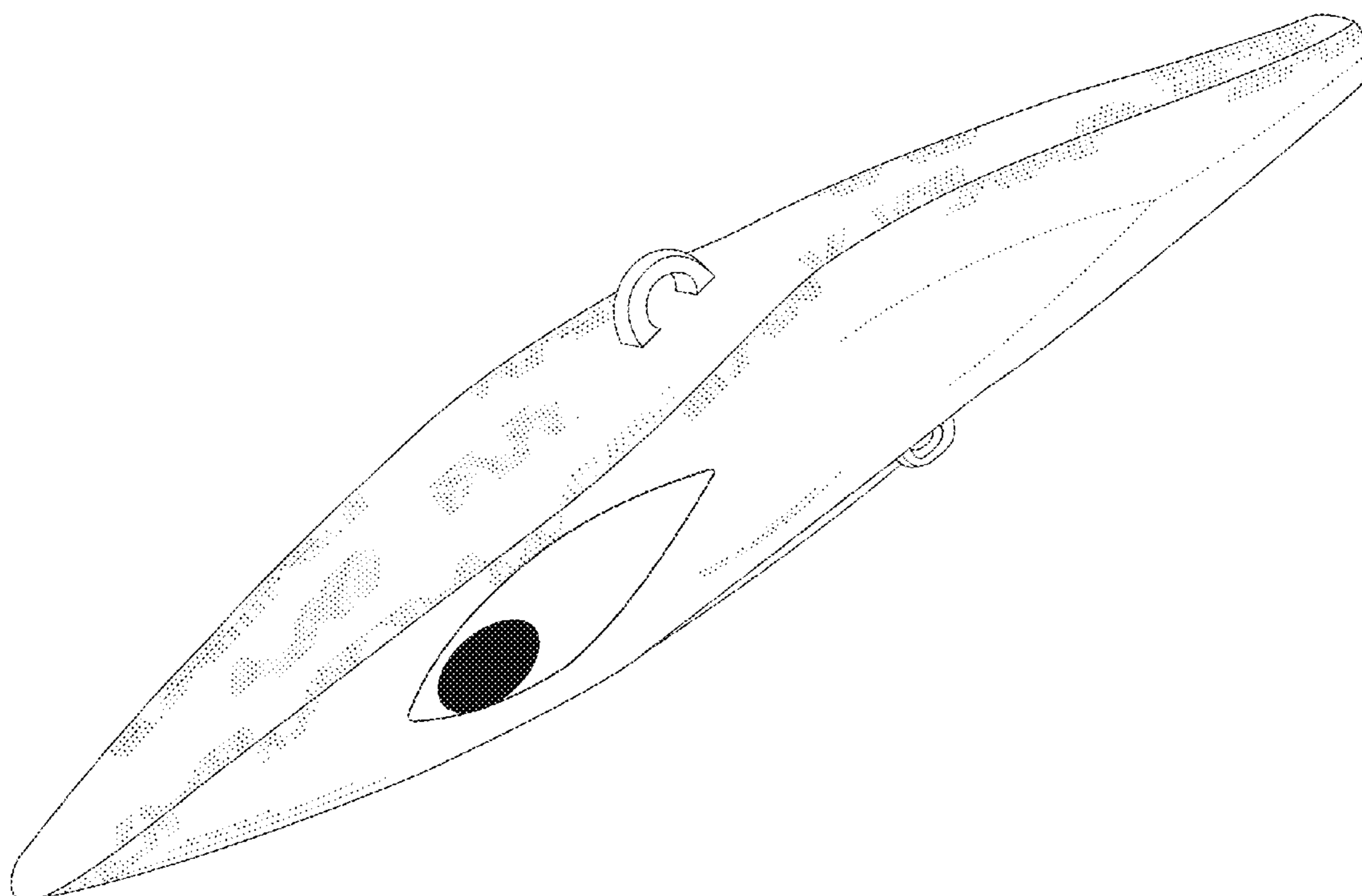
(57) **CLAIM**

I claim the ornamental design for a fishing lure, as shown and described.

**DESCRIPTION**

FIG. 1 is an isometric front, top left side view of a fishing lure;  
FIG. 2 is a right side elevation view thereof;  
FIG. 3 is a left side elevation view thereof;  
FIG. 4 is a front view thereof;  
FIG. 5 is a rear view thereof;  
FIG. 6 is a bottom view thereof; and,  
FIG. 7 is a right elevation view thereof with a bottom side fishing hook attached.  
The broken line showing of the fishing hook and swivel in FIG. 7 is included for the purpose of illustrating portions of the fishing lure and forms no part of the claimed design.

**1 Claim, 6 Drawing Sheets**



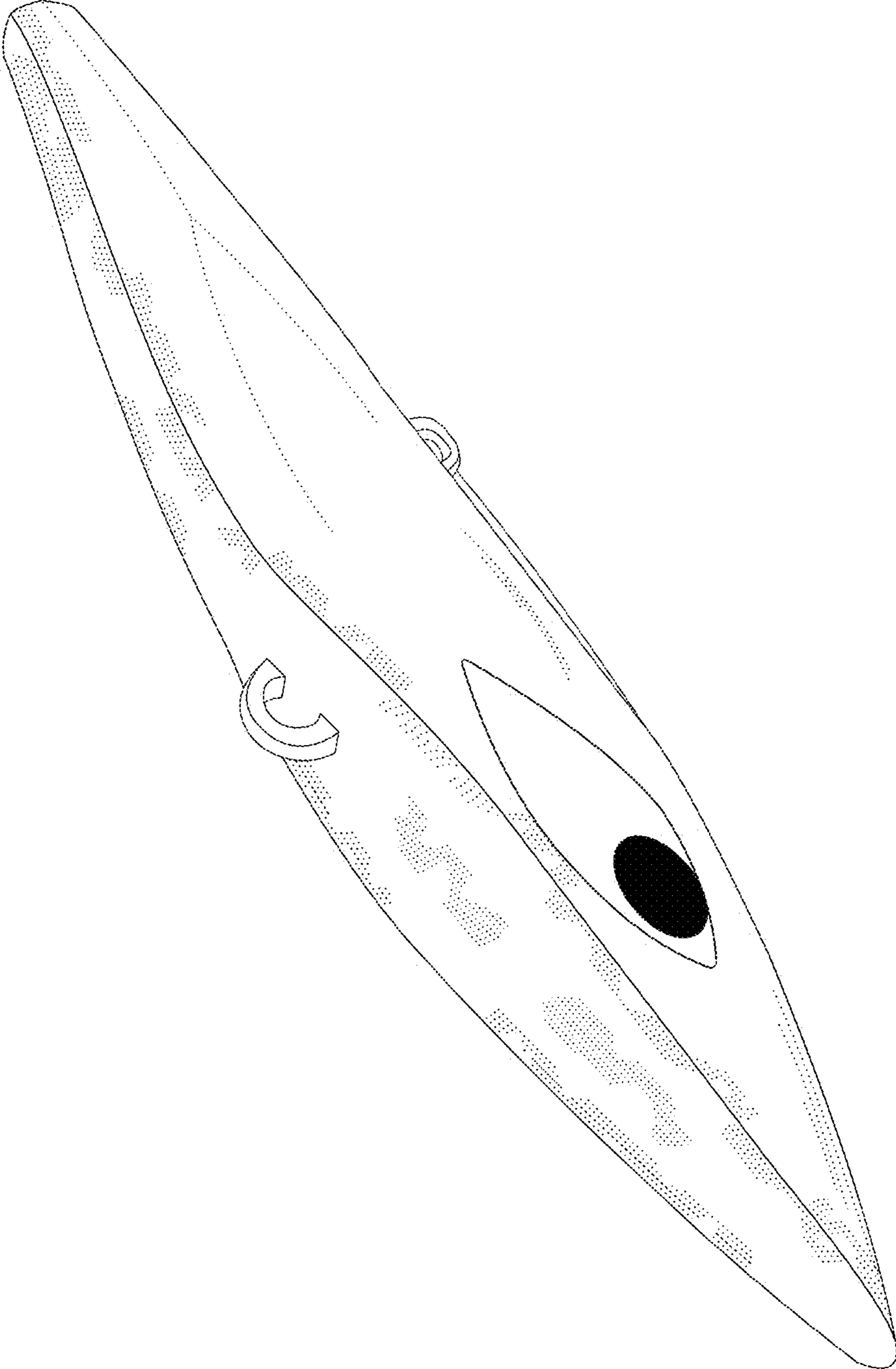


FIG. 1

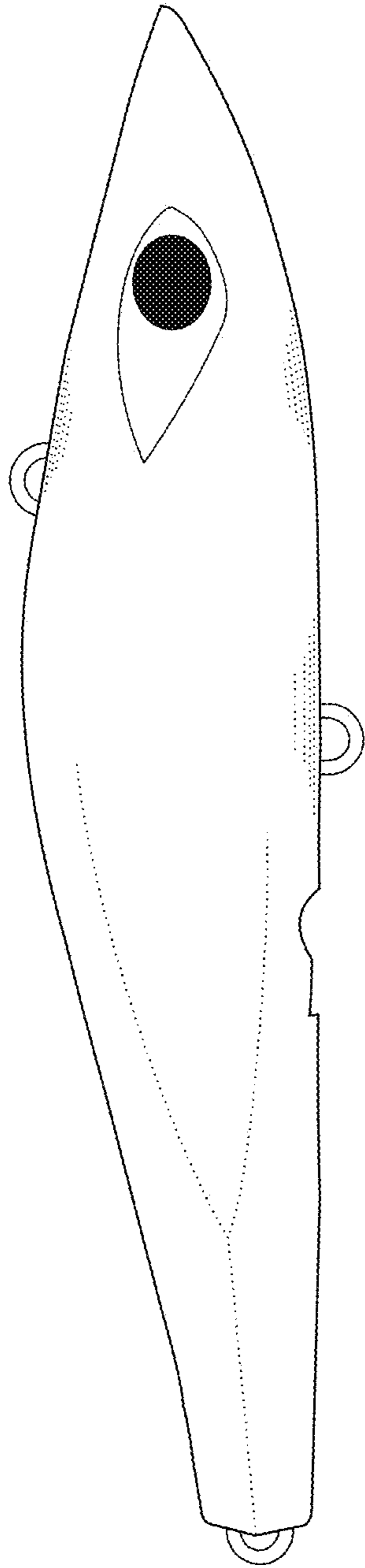


FIG. 2

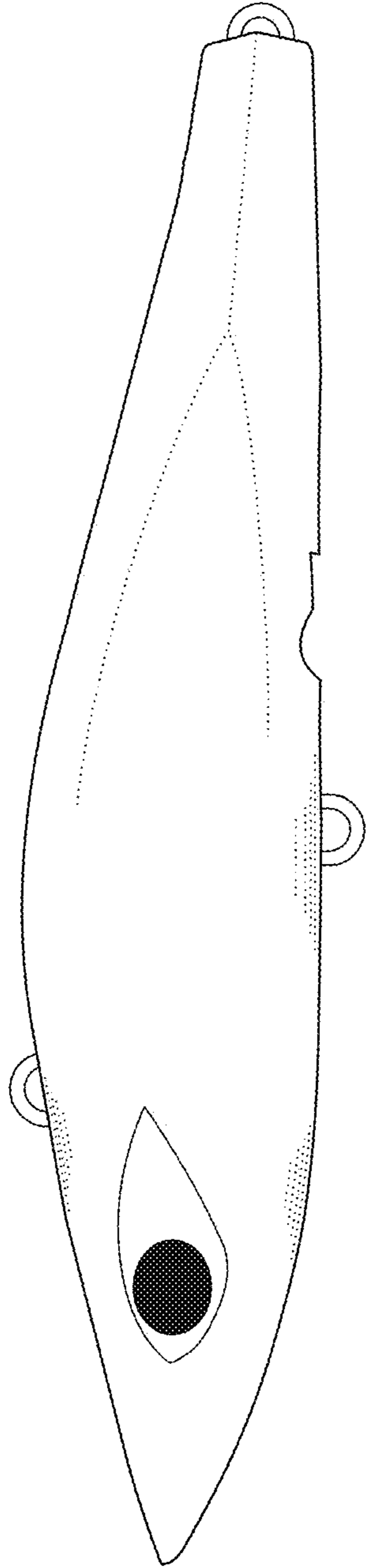


FIG. 3

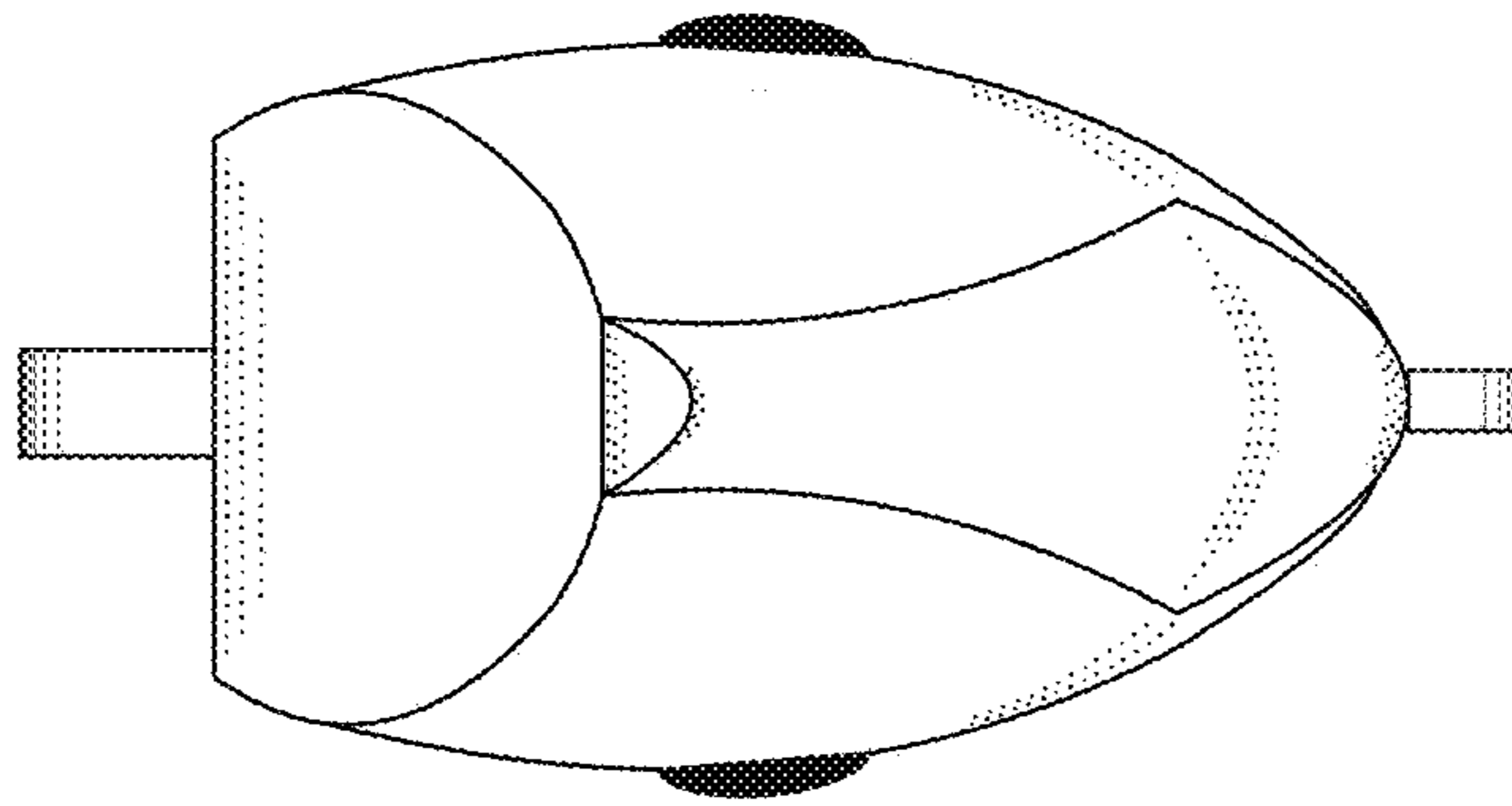


FIG. 4

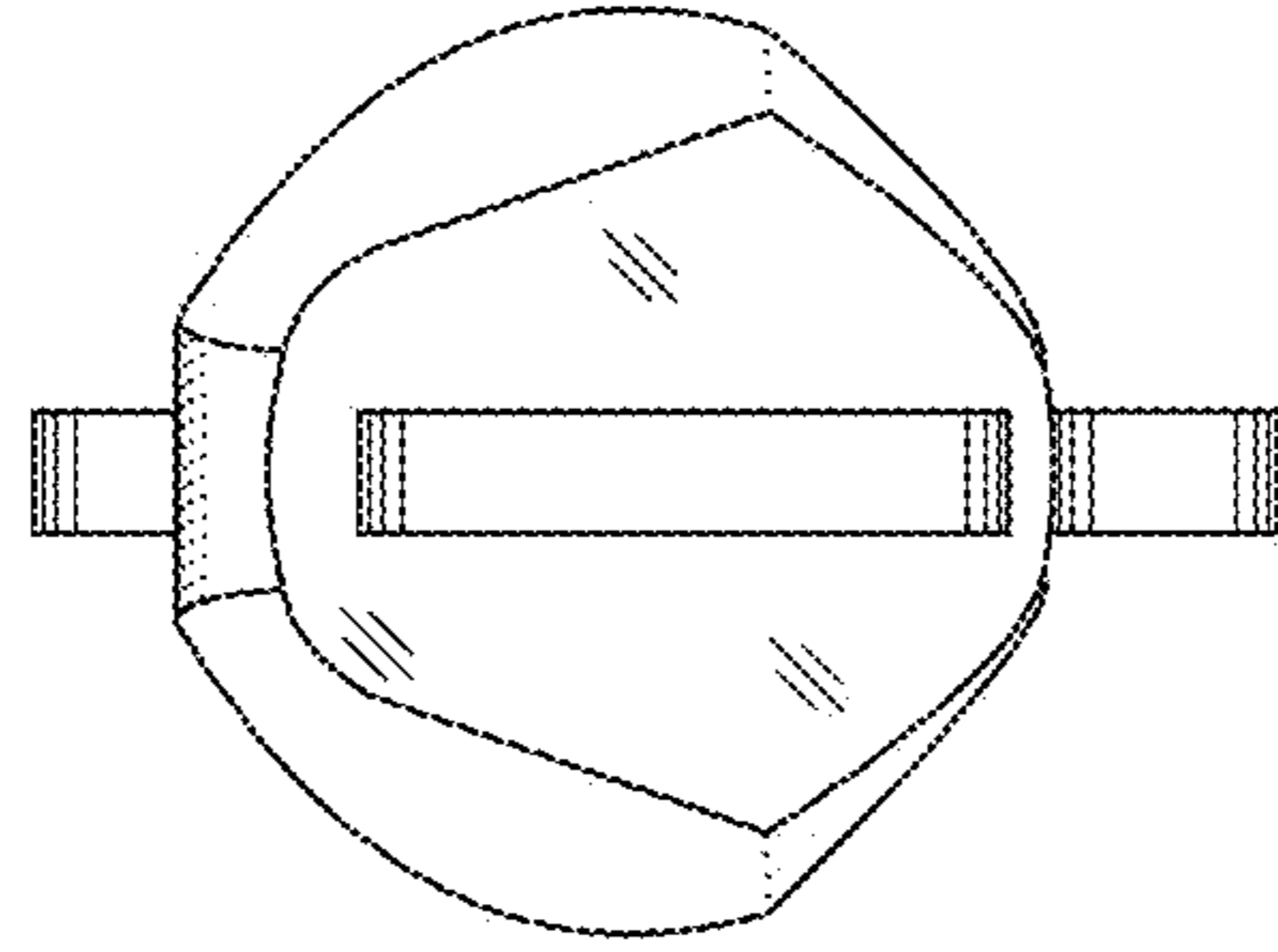


FIG. 5

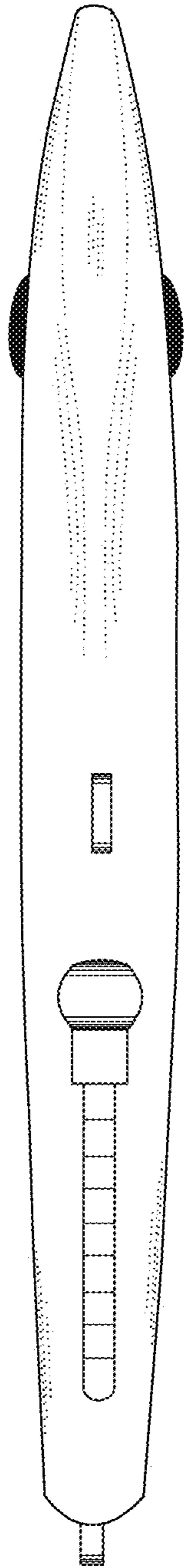


FIG. 6

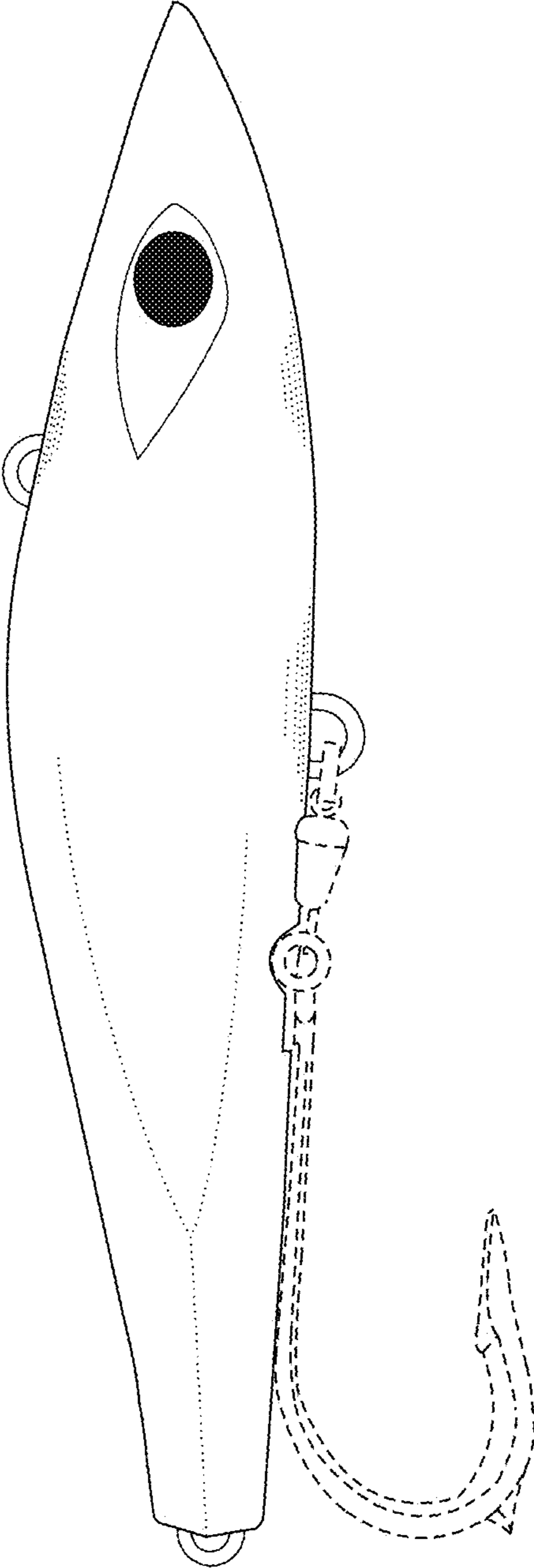


FIG. 7