



US00D972040S

(12) **United States Design Patent**
Lisle et al.

(10) **Patent No.:** **US D972,040 S**
(45) **Date of Patent:** **** Dec. 6, 2022**

- (54) **SCOOTER**
- (71) Applicant: **NEUTRON HOLDINGS, INC.**, San Francisco, CA (US)
- (72) Inventors: **Jarron Lisle**, San Francisco, CA (US); **Josh Chadwick**, San Francisco, CA (US); **Abram Burkholder**, San Francisco, CA (US); **Sylvia Wu**, San Francisco, CA (US); **Nick Foley**, San Francisco, CA (US)
- (73) Assignee: **NEUTRON HOLDINGS, INC.**, San Francisco, CA (US)

D829,826 S	10/2018	Liu et al.	
D834,097 S *	11/2018	Lin	D21/423
D841,097 S	2/2019	Zeng	
D849,151 S	5/2019	Avena	
D849,152 S	5/2019	Marconi	
D849,153 S	5/2019	Zhang et al.	
D858,647 S	9/2019	Liu et al.	
D864,796 S *	10/2019	Grossjohann	D12/111
D869,563 S	12/2019	Koller	
D872,191 S	1/2020	Lee	
D897,446 S *	9/2020	Lee	D21/423
D900,237 S *	10/2020	Lee	D21/423
D912,159 S *	3/2021	Lee	D21/423
D912,736 S *	3/2021	Lee	D21/423
D917,625 S *	4/2021	Lee	D21/423
D919,712 S *	5/2021	Gao	D21/423
2019/0058982 A1 *	2/2019	Lee	B60L 53/00
2019/0152554 A1	5/2019	Zeng	

(**) Term: **15 Years**

(21) Appl. No.: **29/815,151**

(22) Filed: **Nov. 11, 2021**

Related U.S. Application Data

(62) Division of application No. 29/697,693, filed on Jul. 10, 2019, now Pat. No. Des. 936,151.

(51) **LOC (13) Cl.** **21-01**

(52) **U.S. Cl.**
USPC **D21/423**

(58) **Field of Classification Search**
USPC D21/419, 421, 423, 760, 765, 771;
D12/1
CPC B62K 3/002; B62K 9/00; B62K 2202/00;
B60Y 2200/126
See application file for complete search history.

(56) **References Cited**

U.S. PATENT DOCUMENTS

D447,187 S 8/2001 Powers
6,364,070 B1 4/2002 Chen

* cited by examiner

Primary Examiner — Cynthia M. Chin

(74) *Attorney, Agent, or Firm* — Dentons US LLP

(57) **CLAIM**

The ornamental designs for a scooter, as shown and described.

DESCRIPTION

FIG. 1 is a perspective view of a scooter showing our new design.

FIG. 2 is a front view of the scooter of FIG. 1.

FIG. 3 is a back view of the scooter of FIG. 1.


FIG. 4 is a right-side view of the scooter of FIG. 1.

FIG. 5 is a left-side view of the scooter of FIG. 1; and,

FIG. 6 is a top view of the scooter of FIG. 1.

The scooter depicted in FIGS. 1-6 includes broken lines that illustrate portions of the scooter that form no part of the claimed designs.

1 Claim, 6 Drawing Sheets






FIG. 1

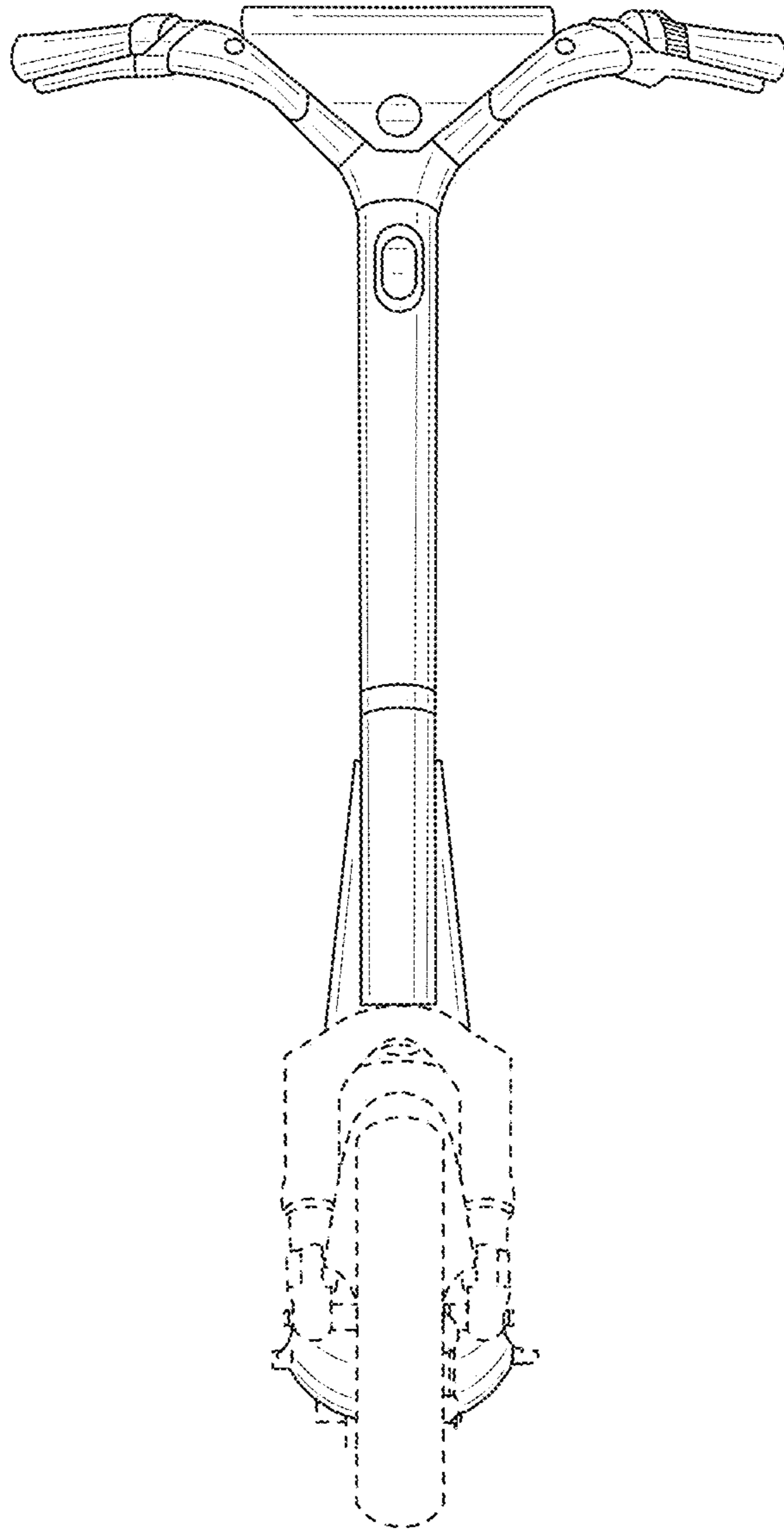


FIG. 2

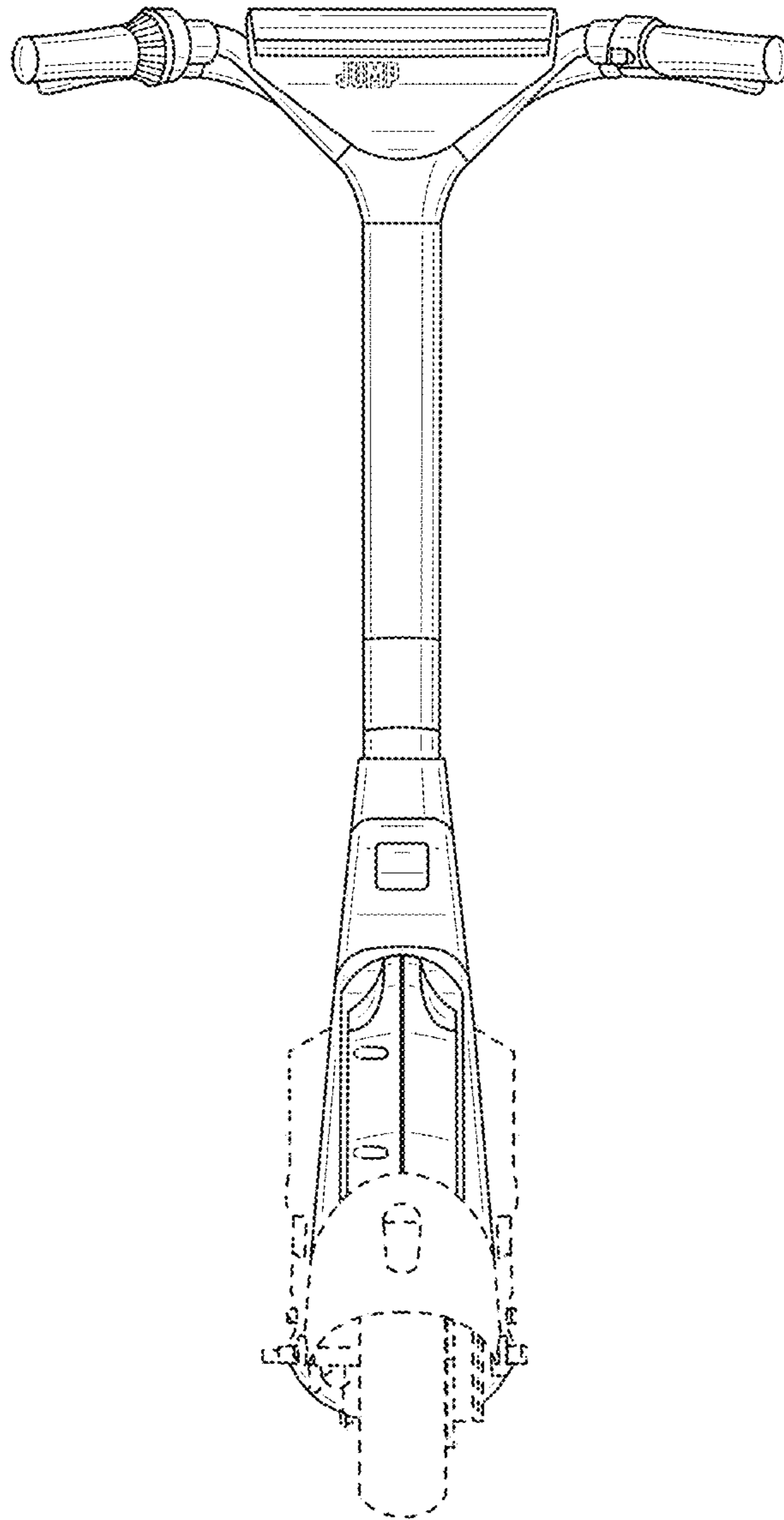


FIG. 3




FIG. 4




FIG. 5

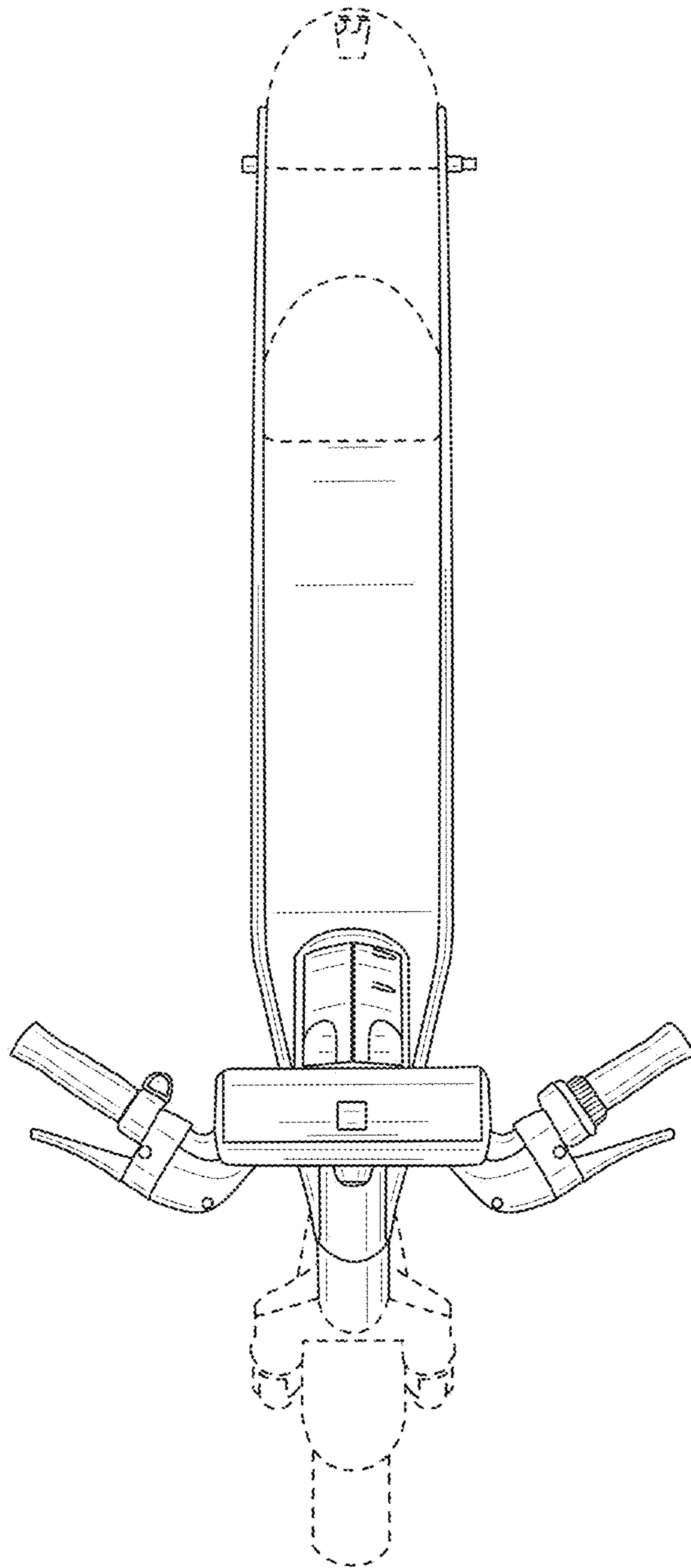


FIG. 6