



US00D972038S

(12) **United States Design Patent**
Huang

(10) **Patent No.:** **US D972,038 S**

(45) **Date of Patent:** **** Dec. 6, 2022**

- (54) **JIGSAW PUZZLE TABLE**
- (71) Applicant: **William Huang**, Nanchang (CN)
- (72) Inventor: **William Huang**, Nanchang (CN)
- (**) Term: **15 Years**
- (21) Appl. No.: **29/722,083**
- (22) Filed: **Jan. 27, 2020**
- (51) **LOC (13) Cl.** **21-01**
- (52) **U.S. Cl.**
USPC **D21/397**
- (58) **Field of Classification Search**
USPC D21/379, 478, 479, 480, 522, 334, 335;
D6/688, 687, 686, 685, 691.1, 691.8,
D6/691.9, 692.1, 655, 655.1
CPC A47B 13/08; A47B 13/083; A47B 13/088;
A47B 3/00; A47B 3/0912; A47B
2200/0035; A47B 2200/0037; A47B
25/00; A63B 67/04; A63F 9/1044; A63F
2009/105
See application file for complete search history.

(56) **References Cited**

U.S. PATENT DOCUMENTS

- 3,792,668 A * 2/1974 Ward A47B 1/00
190/11
- 3,884,476 A * 5/1975 Sanders A63F 9/1044
273/157 R
- D246,180 S * 10/1977 Yamauchi D19/113
- 4,484,745 A * 11/1984 Sleeper A63F 9/1044
273/157 R
- D293,862 S * 1/1988 Hubert D6/691.1
- 4,865,325 A * 9/1989 Stolz A63F 9/1044
273/157 R
- D382,734 S * 8/1997 Hartman, Sr. D6/688
- D393,761 S * 4/1998 Hinton D21/478
- D400,600 S * 11/1998 Ackerman D21/478
- 6,003,963 A * 12/1999 Grender A47B 85/06
108/90
- D439,743 S * 4/2001 DeVance D3/297

- D462,196 S * 9/2002 Holub D6/691.6
- D468,776 S * 1/2003 Oliver D21/397
- D469,623 S * 2/2003 Norbut, Jr. D6/686
- D475,869 S * 6/2003 Jackson D6/691.1
- 6,928,932 B1 * 8/2005 Ferrill A47B 37/00
108/26
- D541,549 S * 5/2007 Ng D6/686
- D654,960 S * 2/2012 Bruzzaniti D21/397
- D673,797 S * 1/2013 McShane D21/397
- D715,868 S * 10/2014 Moser D21/397
- D737,610 S * 9/2015 Kitada D6/691.9
- D772,623 S * 11/2016 Lin D6/691

(Continued)

OTHER PUBLICATIONS

Fold-And-Go Wooden Jigsaw Table; 2022; [*Primary Examiner* — Michelle E. Wilson
Assistant Examiner — Clese Moore, Jr.
\(74\) *Attorney, Agent, or Firm* — Jeenam Park](https://www.bitsandpieces.com/product/foldandgo_wooden_jigsaw_table?p=0939377&gclid=EAIalQobChMlvbjSpauF9wIvIqjlCh2HUQPWEAQYASABEgJ_FPD_BwE; 5Pgs. (Year: 2022).*</p></div>
<div data-bbox=)

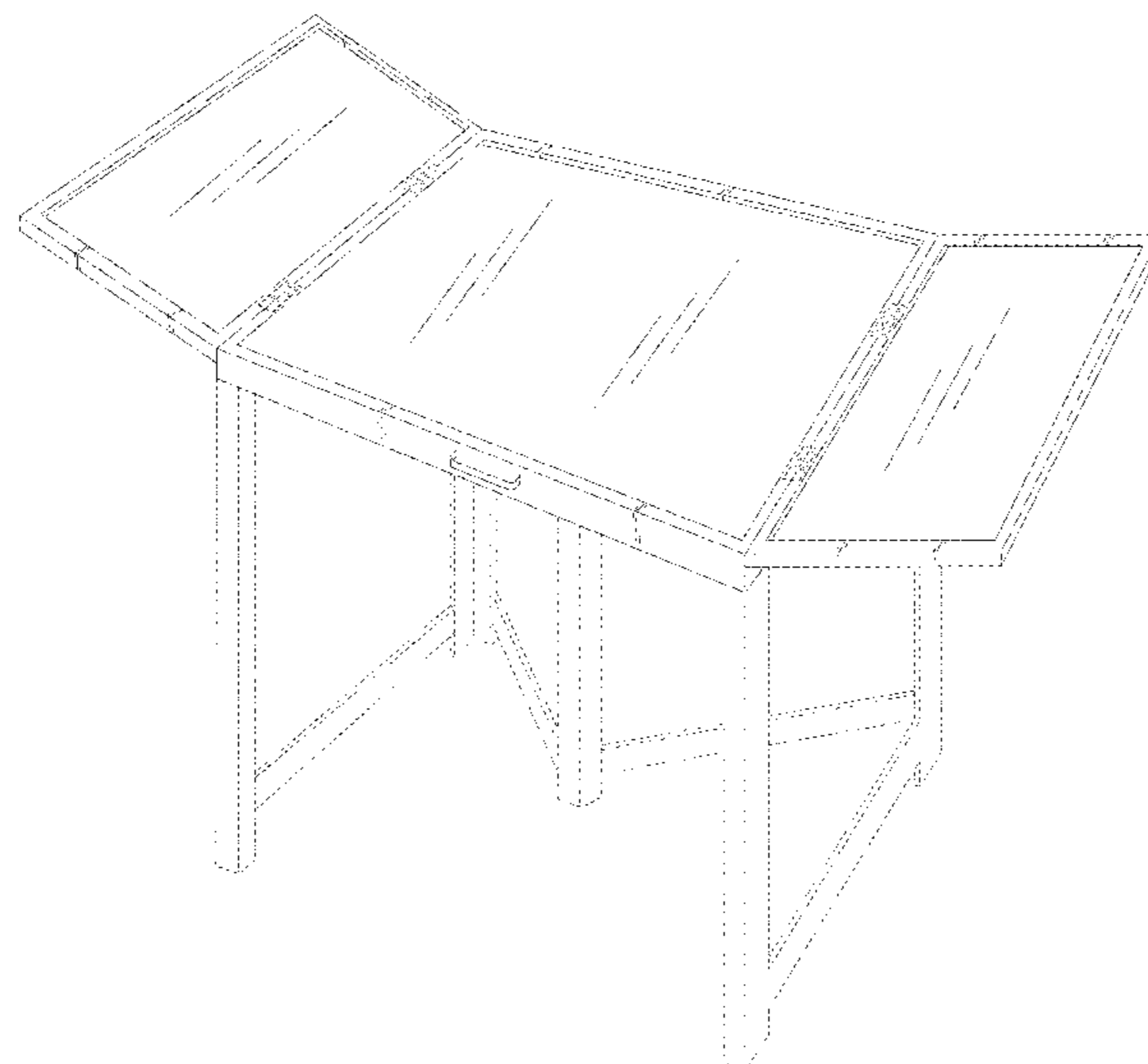
(57) **CLAIM**

I claim the ornamental design for a jigsaw puzzle table, as shown and described.

DESCRIPTION

FIG. 1 is a Perspective view of a jigsaw puzzle table showing my new design;
FIG. 2 is a Front view thereof;
FIG. 3 is a Back view thereof;
FIG. 4 is a Left-side view thereof;
FIG. 5 is a Right-side view thereof;
FIG. 6 is a Top view thereof; and,
FIG. 7 is a Bottom view thereof.
The broken lines shown in the drawings illustrate portions of the jigsaw puzzle table that form no part of the claimed design.

1 Claim, 7 Drawing Sheets



(56)

References Cited

U.S. PATENT DOCUMENTS

D844,714 S *	4/2019	Witze	D21/480
D860,697 S *	9/2019	Ke	D6/691.9
2007/0039523 A1 *	2/2007	Helzer	A47B 13/083 108/27
2015/0238007 A1 *	8/2015	Faller	A47B 3/0912 108/14

* cited by examiner

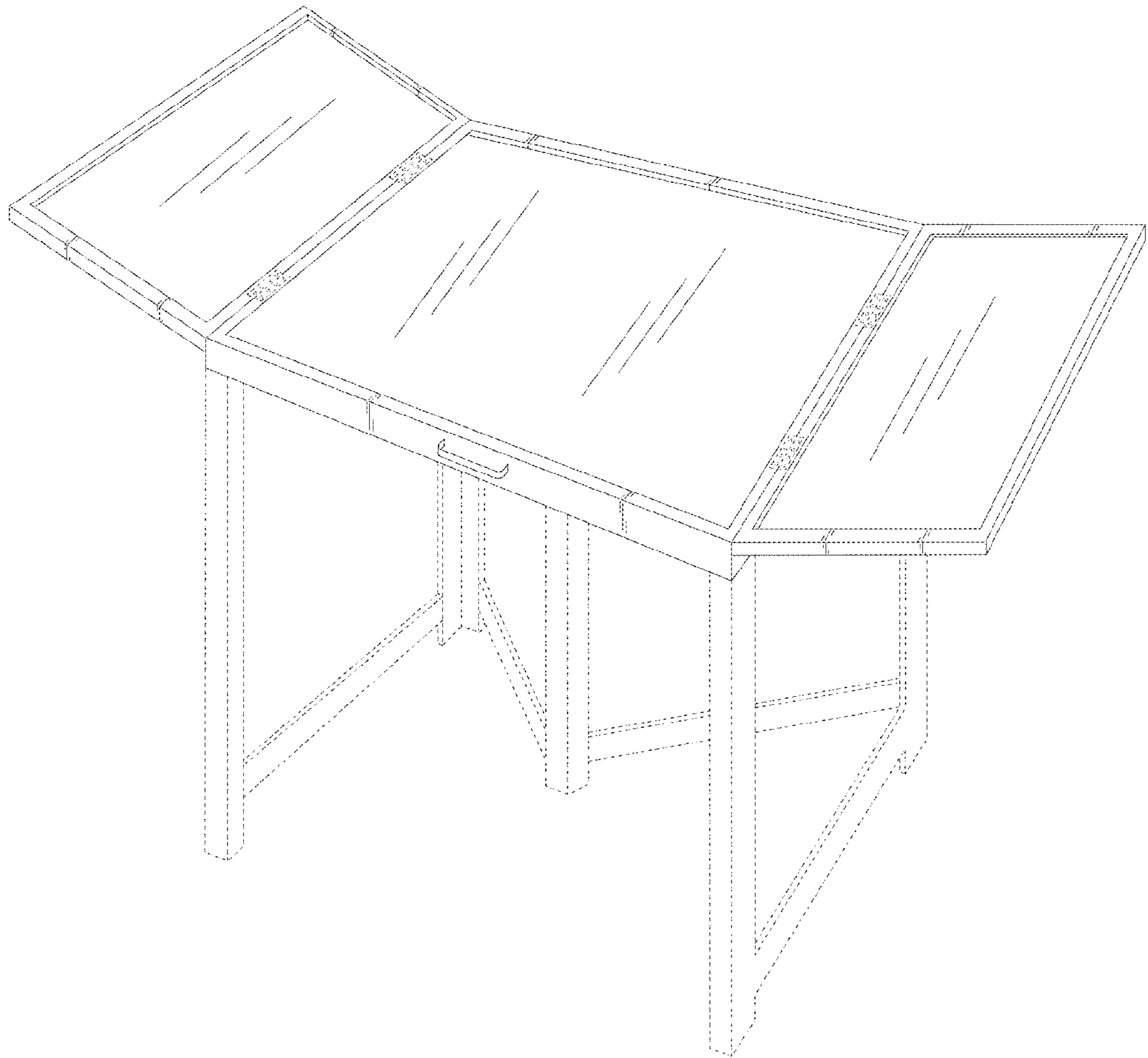


FIG. 1

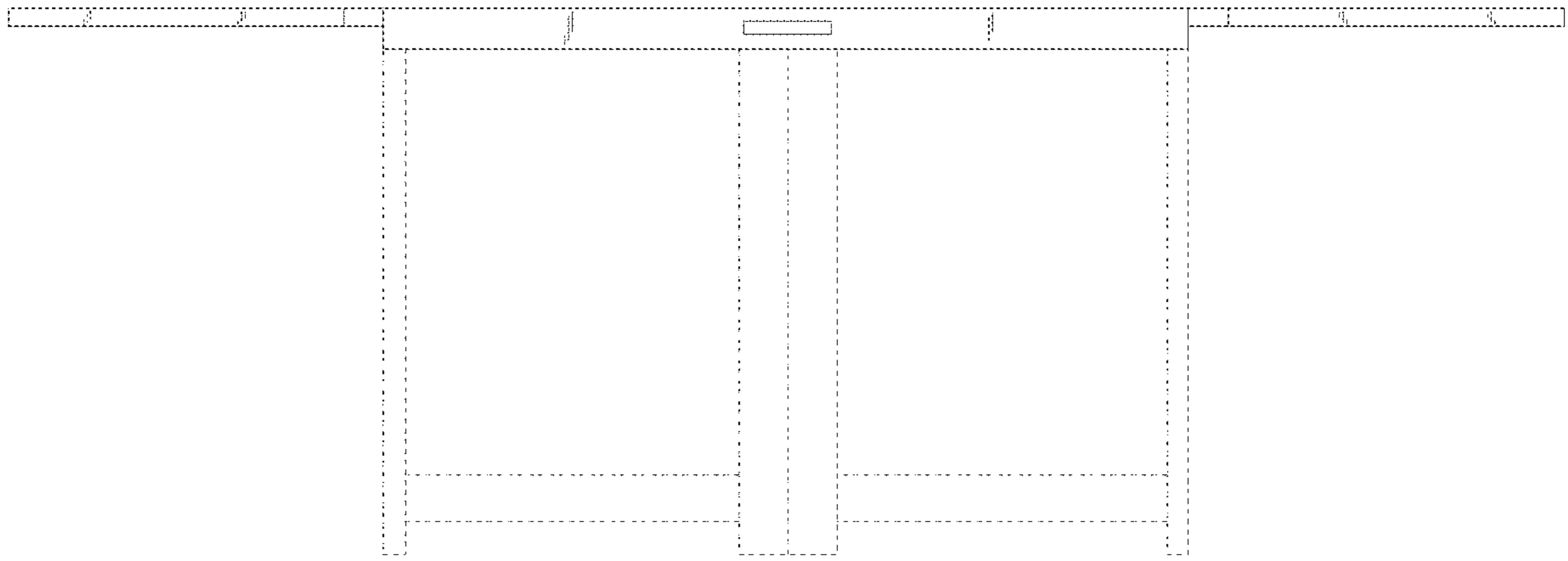


FIG. 2




FIG. 3




FIG. 4




FIG. 5




FIG. 6

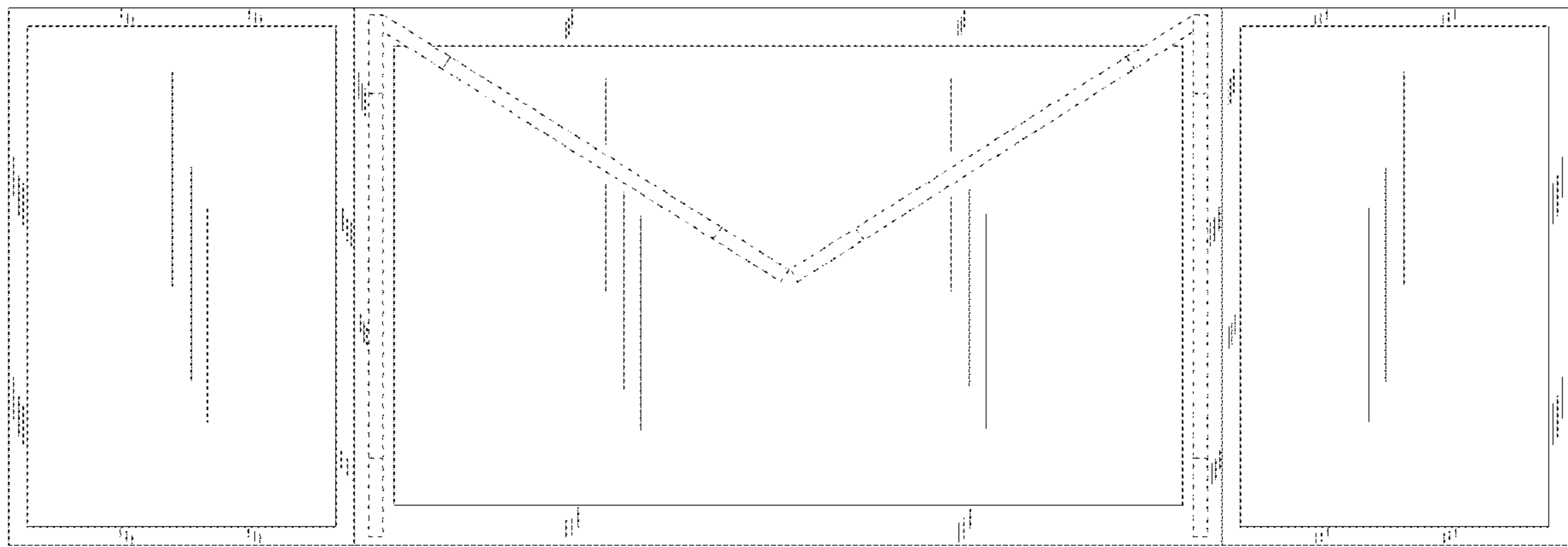


FIG. 7