



US00D972030S

(12) **United States Design Patent** (10) **Patent No.:** **US D972,030 S**
Cone et al. (45) **Date of Patent:** **** Dec. 6, 2022**

(54) **FINANCIAL SERVICE CARD**
(71) Applicant: **United Services Automobile Association (USAA)**, San Antonio, TX (US)
(72) Inventors: **Stephen Adam Cone**, Burke, VA (US); **Ronald Richard Watkins**, Boerne, TX (US); **Martha Rodriguez Hathorn**, San Antonio, TX (US)
(73) Assignee: **United Services Automobile Association (USAA)**, San Antonio, TX (US)
(**) Term: **15 Years**
(21) Appl. No.: **29/770,826**
(22) Filed: **Feb. 17, 2021**
(51) **LOC (13) Cl.** **19-08**
(52) **U.S. Cl.**
USPC **D19/9**
(58) **Field of Classification Search**
USPC D19/1-12, 20-34, 100; 40/124.01-124.15, 672, 661, 726, 776, 40/617; 283/72, 74-75, 103, 105-117, 283/82, 70, 94, 81, 907; 206/449; D21/385; D20/10, 22, 27, 40, 42, 11; D14/435-437; 235/380, 382, 487, 493, 235/488; D6/613, 583; 360/2; 702/158, 702/86, 97, 163, 166, 170
CPC B42D 15/00; B42D 15/022; B42D 15/027; B42D 15/042; B42D 15/045; B42D 25/00; B42D 25/20; B42D 25/30; B42D 25/23; B42D 25/26; B42D 25/29; B42D 25/285; B42D 2033/00; B42D 2033/02; B42D 2033/04; B42D 2033/08; B42D 2033/10; B42D 2033/18; B42D 2033/20; B42D 2033/22; B42D 2033/28; G09F 3/02; G09F 2003/0201
See application file for complete search history.

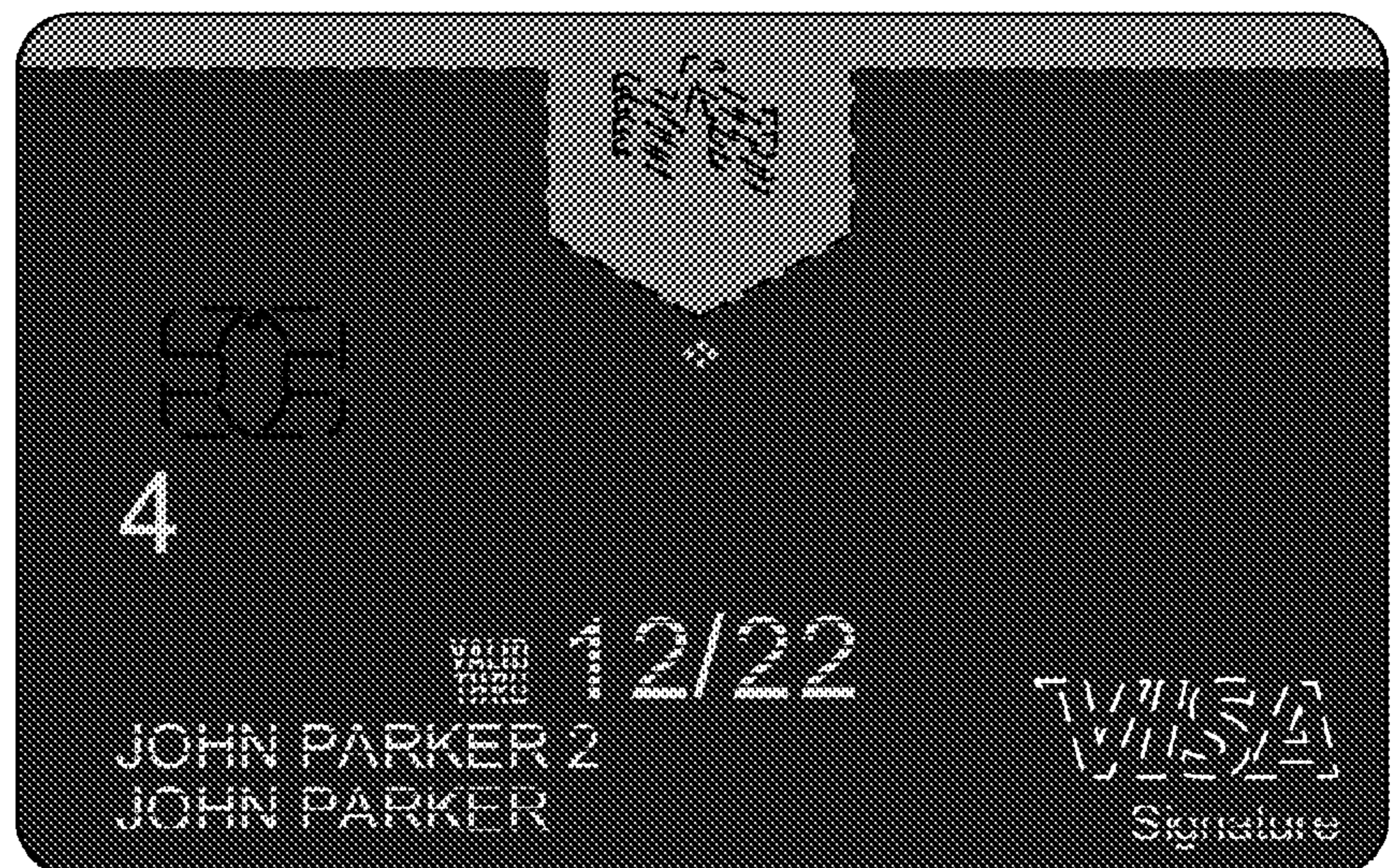
(56) **References Cited**
U.S. PATENT DOCUMENTS
D810,195 S * 2/2018 Yoo D19/9
D897,428 S * 9/2020 Bevan D19/9
(Continued)

Primary Examiner — Abraham Bahta
(74) *Attorney, Agent, or Firm* — Fish & Richardson P.C.

(57) **CLAIM**
The ornamental design for a financial service card, as shown and described.

DESCRIPTION
FIG. 1 is a front view of a first embodiment of our financial service card.
FIG. 2 is a back view thereof.
FIG. 3 is a top view thereof.
FIG. 4 is a bottom view thereof.
FIG. 5 is a right side view thereof.
FIG. 6 is a left side view thereof.
FIG. 7 is a front view of a second embodiment of our financial service card.
FIG. 8 is a back view thereof.
FIG. 9 is a top view thereof.
FIG. 10 is a bottom view thereof.
FIG. 11 is a right side view thereof.
FIG. 12 is a left side view thereof.
FIG. 13 is a front view of a third embodiment of our financial service card.
FIG. 14 is a back view thereof.
FIG. 15 is a top view thereof.
FIG. 16 is a bottom view thereof.
FIG. 17 is a right side view thereof; and,
FIG. 18 is a left side view thereof.
The broken lines in FIGS. 1-2, 7-8, and 13-14 showing a card chip, text, and a logo, are included for the purpose of illustrating environmental features of the financial service card that form no part of the claimed design.

1 Claim, 6 Drawing Sheets



(56)

References Cited

U.S. PATENT DOCUMENTS

D931,367 S * 9/2021 Sinha D19/10
D941,919 S * 1/2022 Fletcher D19/9

* cited by examiner



FIG. 1

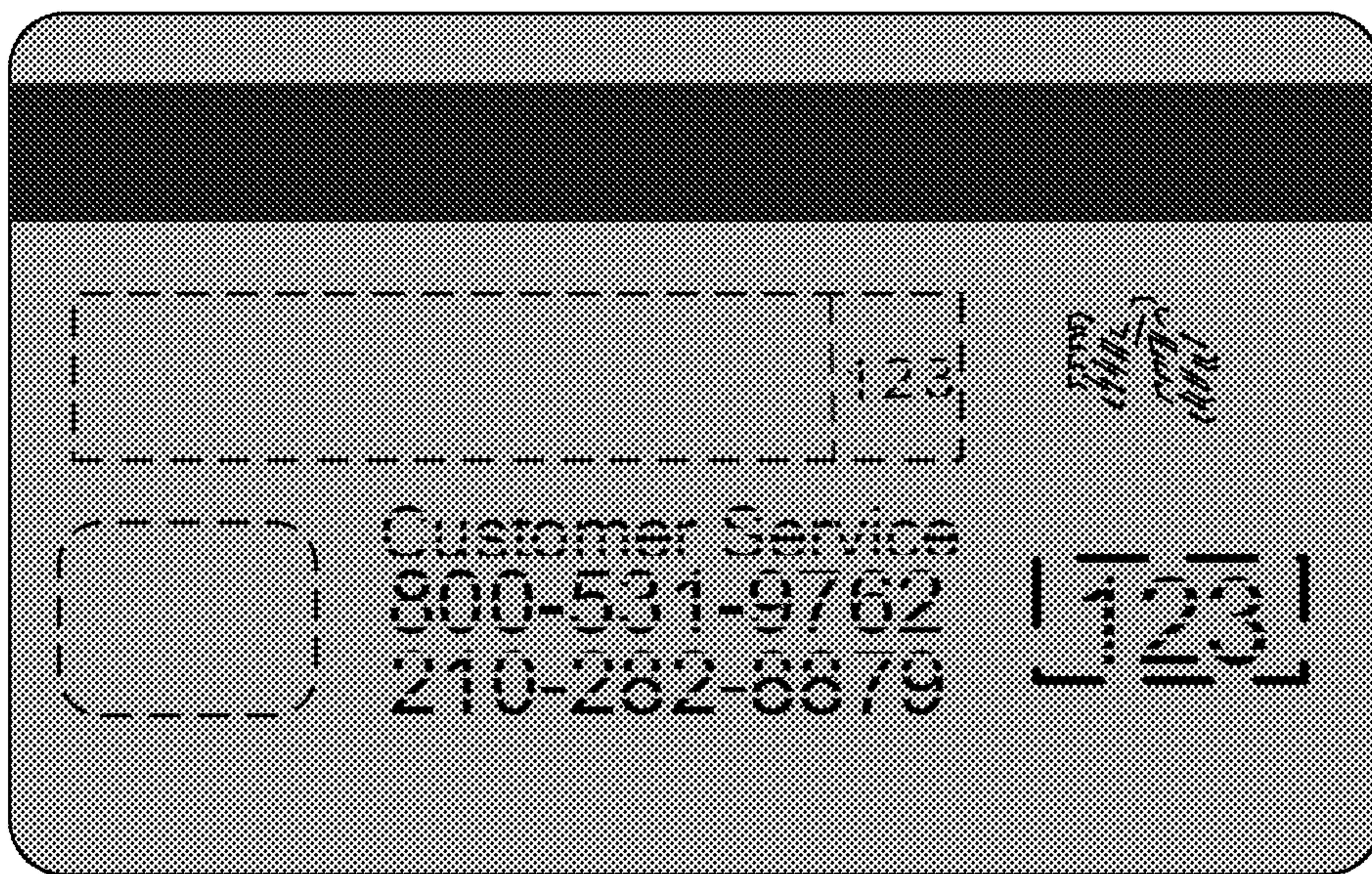


FIG. 2




FIG. 3



FIG. 4



FIG. 5



FIG. 6



FIG. 7

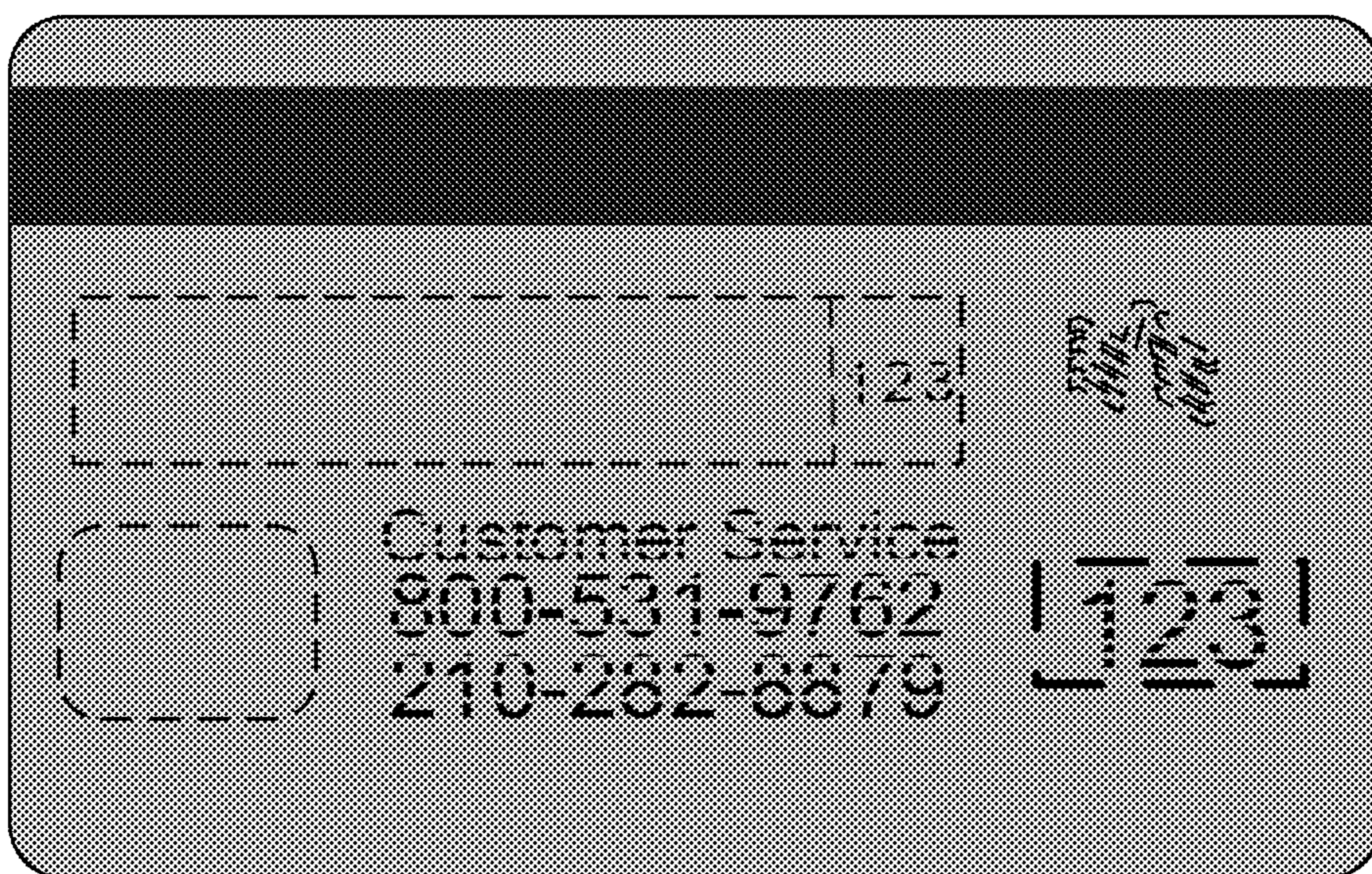


FIG. 8




FIG. 9



FIG. 10



FIG. 11



FIG. 12



FIG. 13

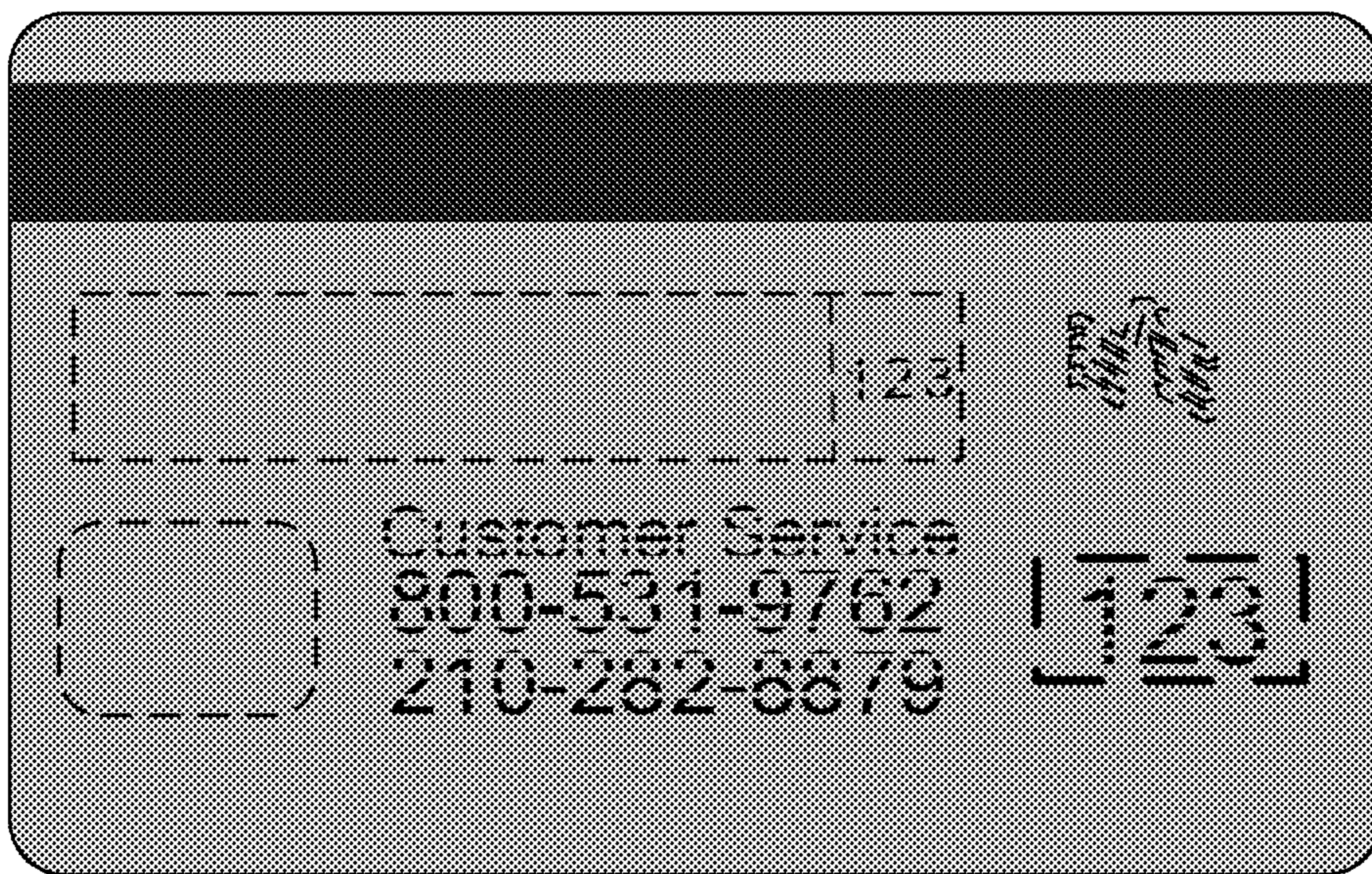


FIG. 14




FIG. 15



FIG. 16



FIG. 17



FIG. 18