



US00D971984S

(12) **United States Design Patent** (10) **Patent No.:** **US D971,984 S**
Hokari (45) **Date of Patent:** **** Dec. 6, 2022**

(54) **DIGITAL CAMERA**
(71) Applicant: **CANON KABUSHIKI KAISHA,**
Tokyo (JP)
(72) Inventor: **Yusuke Hokari,** Tokyo (JP)
(73) Assignee: **Canon Kabushiki Kaisha,** Tokyo (JP)
(**) Term: **15 Years**
(21) Appl. No.: **29/705,790**
(22) Filed: **Sep. 16, 2019**

D521,038 S 5/2006 Takagi
D547,781 S * 7/2007 Martres D16/202
D552,647 S 10/2007 Bai
D564,562 S 3/2008 Honma et al.
D609,727 S * 2/2010 Adolfsson D16/203
D696,333 S 12/2013 Takahashi et al.
D696,706 S 12/2013 Inoue et al.
D754,230 S 4/2016 Mori et al.
D772,323 S 11/2016 Hinkel
D772,966 S 11/2016 Song
D778,945 S 2/2017 Aoyama et al.
D789,999 S 6/2017 Yakabe et al.
D791,210 S 7/2017 Mori
D791,848 S * 7/2017 Zhu D16/200

(Continued)

Related U.S. Application Data

(62) Division of application No. 35/505,551, filed on Feb. 21, 2018 (U.S. filing date under 35 U.S.C. 384), and having an international filing date of Feb. 21, 2018, now Pat. No. Des. 870,176.

Foreign Application Priority Data

(30) Aug. 25, 2017 (JP) 2017-018299
(51) **LOC (13) Cl.** **16-01**
(52) **U.S. Cl.**
USPC **D16/200**
(58) **Field of Classification Search**
USPC D16/200-204, 208, 218, 219
CPC G03B 15/03; G03B 17/02; G03B 17/04;
G03B 17/48; G03B 17/56
See application file for complete search history.

References Cited

U.S. PATENT DOCUMENTS

D200,126 S 1/1965 Drucker
D313,938 S * 1/1991 Arai D16/208
D371,377 S * 7/1996 Miyahara D16/202
D382,578 S 8/1997 Cieslikowski
D387,078 S 12/1997 Akita

OTHER PUBLICATIONS

Copending, unpublished Design U.S. Appl. No. 35/503,265, to Masaaki Igarashi, filed Dec. 26, 2016.

(Continued)

Primary Examiner — Holly E Thurman

(74) *Attorney, Agent, or Firm* — Venable LLP

CLAIM


(57) The ornamental design for a digital camera, as shown and described.

DESCRIPTION

FIG. 1: Front
FIG. 2: Back
FIG. 3: Top
FIG. 4: Bottom
FIG. 5: Left
FIG. 6: Right; and,
FIG. 7: Perspective.

The part of the photograph shown in light-colored shading, along with the broken-line perimeter illustrates a portion of the digital camera that forms no part of the claimed design.

1 Claim, 7 Drawing Sheets



(56)

References Cited

U.S. PATENT DOCUMENTS

D798,929 S * 10/2017 Zhou D16/200
D805,569 S 12/2017 Daugela
D821,475 S 6/2018 Ikegame
D821,480 S 6/2018 Gioscia et al.
D831,723 S * 10/2018 Kamei D16/202
D837,861 S 1/2019 Luo et al.
D839,866 S * 2/2019 Entwistle D14/251
D856,391 S * 8/2019 Liu D16/200
D870,176 S * 12/2019 Hokari D16/200
2003/0035052 A1 2/2003 Baron

OTHER PUBLICATIONS

Copending, unpublished Design U.S. Appl. No. 29/664,230, to Masaaki Igarashi, filed Sep. 24, 2018.
Copending, unpublished Design U.S. Appl. No. 29/664,232, to Hiroyuki Kimura, filed Sep. 24, 2018.
Copending, unpublished Design U.S. Appl. No. 29/664,235, to Hiroyuki Kimura, filed Sep. 24, 2018.
Copending, unpublished Design U.S. Appl. No. 29/664,237, to Takashi Mori, filed Sep. 24, 2018.
Copending, unpublished Design U.S. Appl. No. 29/664,243, to Takashi Mori, filed Sep. 24, 2018.
Copending, unpublished Design U.S. Appl. No. 29/673,119, to Yasuaki Matsuura, filed Dec. 12, 2018.
Copending, unpublished Design U.S. Appl. No. 29/641,604, to Sadaharu Matsuo, filed Mar. 23, 2018.
Copending, unpublished Design U.S. Appl. No. 35/506,232, to Sadaharu Matsuo, filed Jun. 19, 2018.

* cited by examiner

FIG. 1




FIG. 2

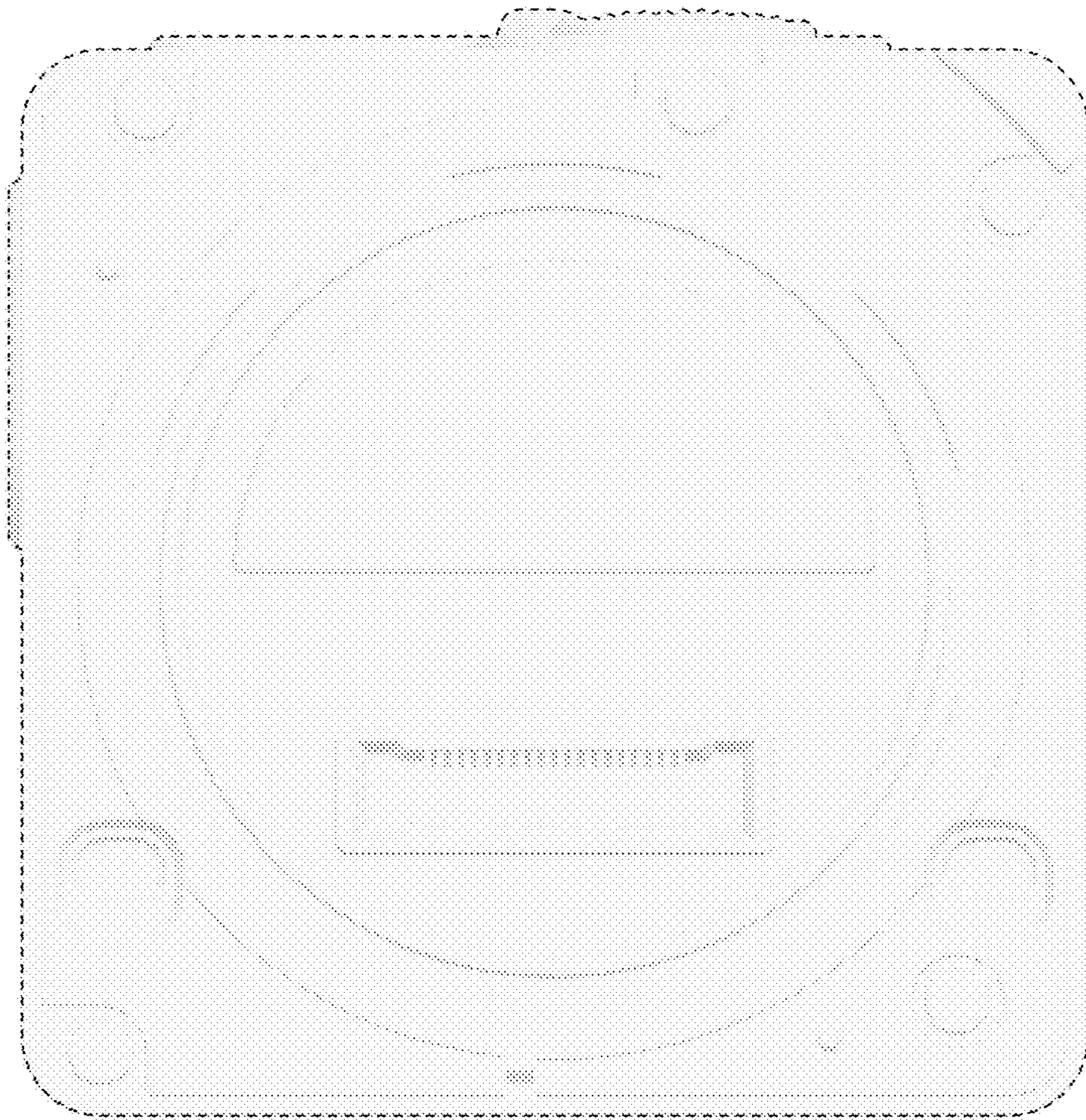


FIG. 3

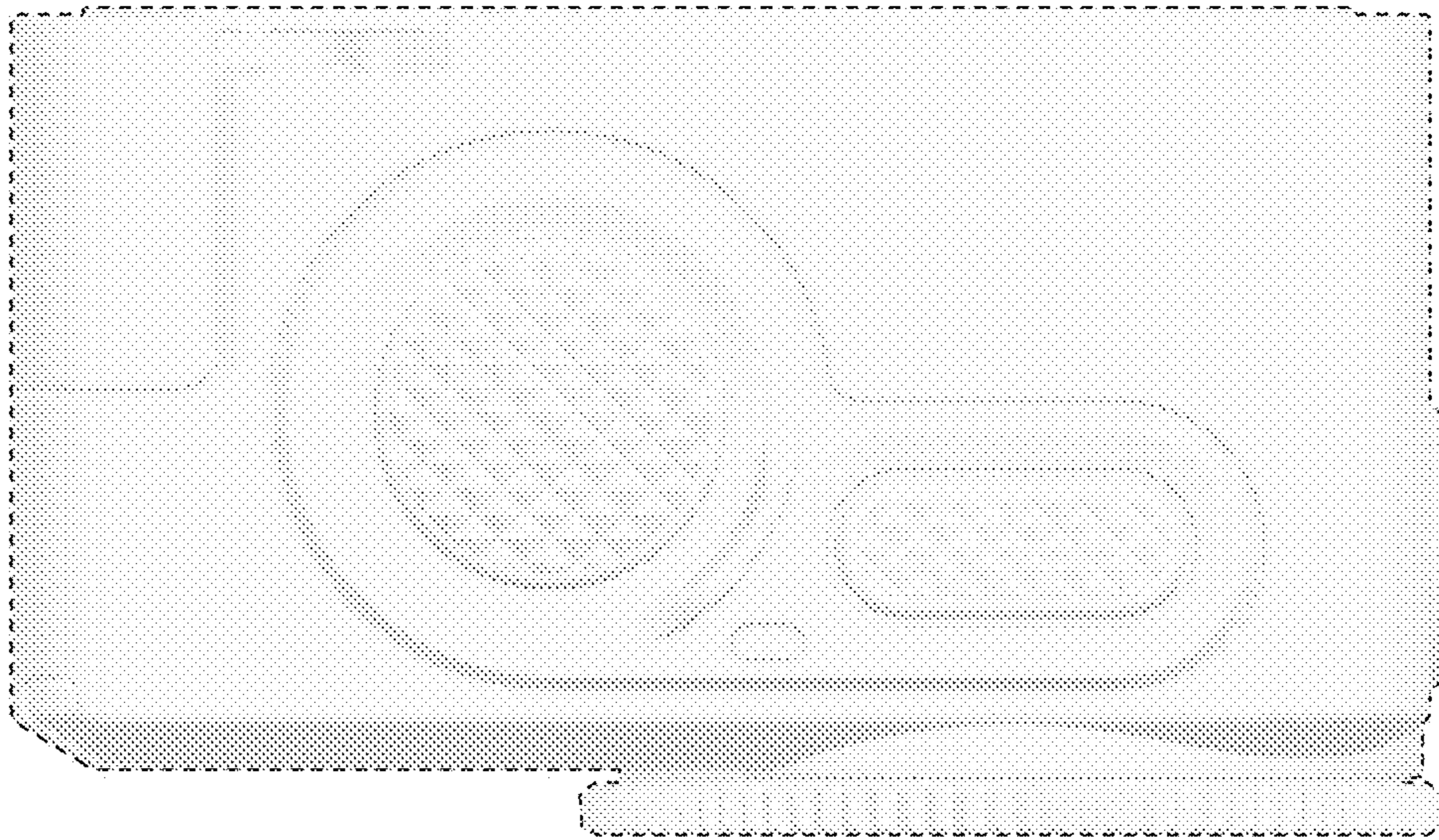


FIG. 4




FIG. 5




FIG. 6

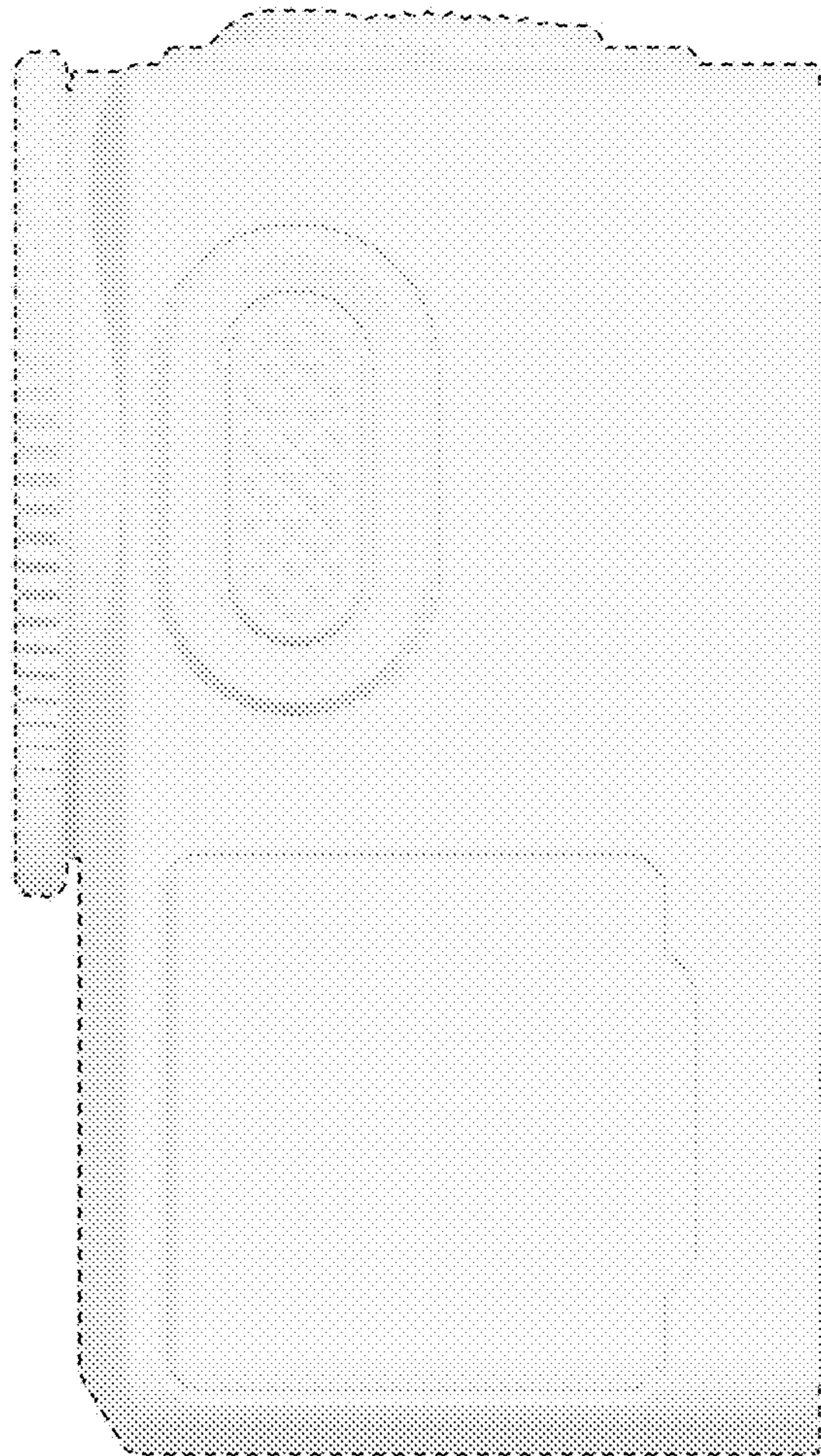


FIG. 7

