



US00D971969S

(12) **United States Design Patent** (10) **Patent No.:** **US D971,969 S**
Aune et al. (45) **Date of Patent:** **** Dec. 6, 2022**

(54) **OILFIELD FRAC PUMP** 4,371,041 A * 2/1983 Becker E21B 19/02
 173/28
 (71) Applicant: **Liberty Oilfield Services LLC,** D283,226 S 4/1986 Hornhardt et al.
 Denver, CO (US) 5,231,828 A 8/1993 Swearingen et al.
 D381,666 S 7/1997 Del Zotto
 (72) Inventors: **Roy Aune,** Denver, CO (US); **Jeffrey** 5,642,673 A 7/1997 Lucky, Sr.
Brian Rother, Oklahoma City, OK D384,082 S 9/1997 Lucky, Sr.
 (US); **Kevin Thomas Hufnagel,** D450,062 S 11/2001 Spiers
 Oklahoma City, OK (US) D477,332 S * 7/2003 Bennett D15/21
 D478,096 S 8/2003 Kim
 D600,253 S 9/2009 Jacobs
 (Continued)

(73) Assignee: **LIBERTY OILFIELD SERVICES LLC,** Denver, CO (US)

(**) Term: **15 Years**

(21) Appl. No.: **29/682,329**

(22) Filed: **Mar. 4, 2019**

Related U.S. Application Data

(63) Continuation of application No. 29/612,888, filed on Aug. 4, 2017, now abandoned.

(51) **LOC (13) Cl.** **15-04**

(52) **U.S. Cl.**
 USPC **D15/21**

(58) **Field of Classification Search**
 USPC D15/7-10, 19, 21, 27, 33, 122, 123, 199;
 D23/202

CPC B01F 3/12; B01F 3/1221; B01F 3/1271;
 B01F 5/0206; B01F 5/0606; B01F 5/10;
 B01F 5/0212; B01F 5/12; B01F
 2215/0081; B01F 7/00975; B01F 7/20;
 C09K 8/62; C09K 8/68

See application file for complete search history.

(56) **References Cited**

U.S. PATENT DOCUMENTS

D234,794 S 4/1975 Kennicutt et al.
 D236,372 S 8/1975 Dunn
 D253,535 S 11/1979 Schmidt

FOREIGN PATENT DOCUMENTS

CA 3011701 A1 * 7/2017 B01F 5/0206

OTHER PUBLICATIONS

Ex Parte Quayle Office Action, dated Jun. 26, 2019, for Design U.S. Appl. No. 29/683,761, filed Mar. 15, 2019.

Primary Examiner — Michael C Stout
Assistant Examiner — Fritzgerald L Butac

(74) *Attorney, Agent, or Firm* — Haynes and Boone, LLP

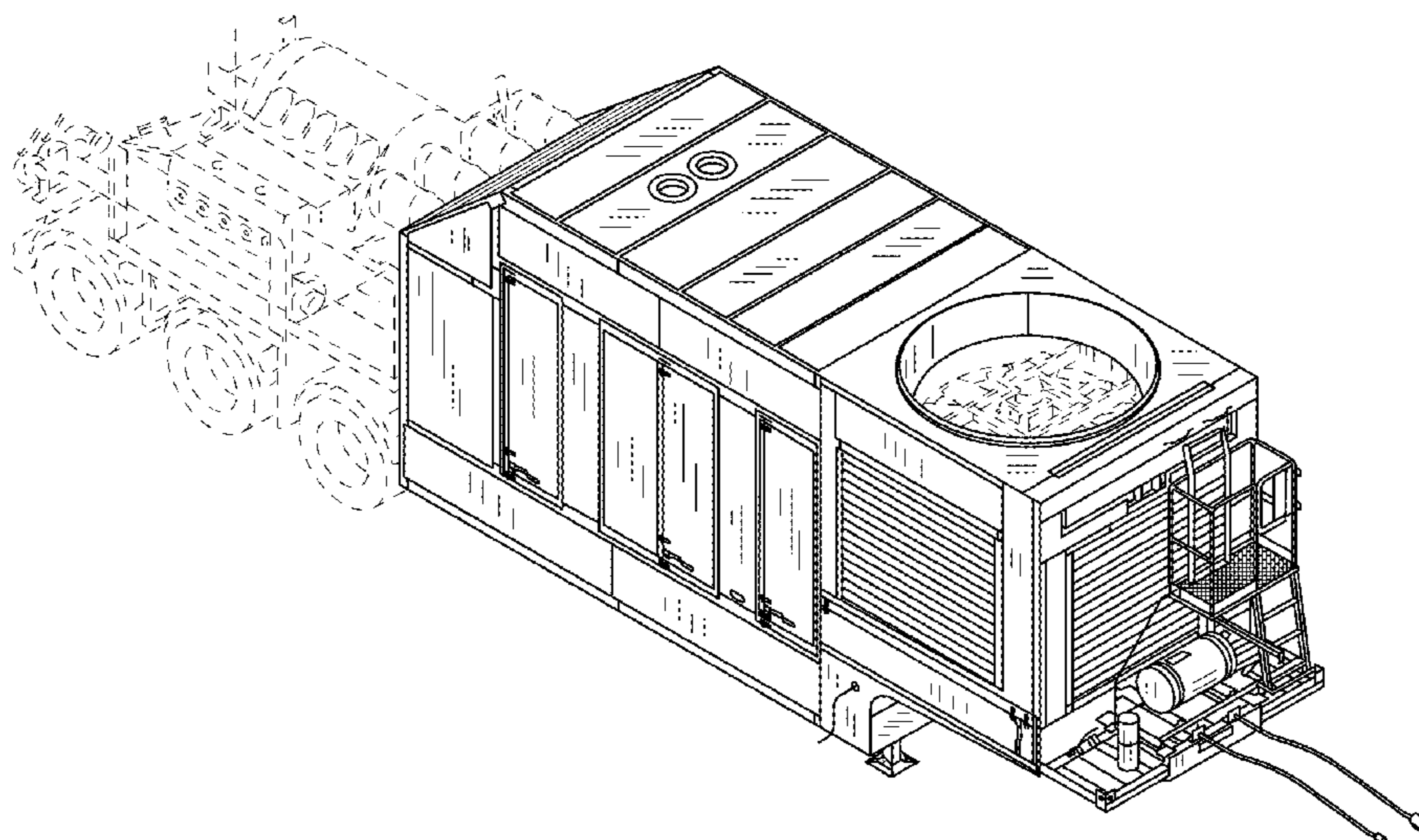
(57) **CLAIM**

The ornamental design for an oilfield frac pump, as shown and described.

DESCRIPTION

FIG. 1 is a top left perspective view of an oilfield frac pump that embodies the ornamental design;
 FIG. 2 is a front elevation view of the oilfield frac pump;
 FIG. 3 is a rear elevation view of the oilfield frac pump;
 FIG. 4 is a right side elevation view of the oilfield frac pump;
 FIG. 5 is a left side elevation view of the oilfield frac pump;
 FIG. 6 is a top plan view of the oilfield frac pump; and,
 FIG. 7 is a bottom plan view of the oilfield frac pump.
 The broken lines show portions of an oilfield frac pump that form no part of the claimed design.

1 Claim, 6 Drawing Sheets



(56)

References Cited

U.S. PATENT DOCUMENTS

D631,900	S *	2/2011	Prochaska	D15/147
D687,861	S *	8/2013	Ball	B01D 24/24 D15/21
8,899,823	B2	12/2014	Oldham	
8,905,138	B2	12/2014	Lundstedt et al.	
D737,872	S	9/2015	Johansson	
D748,150	S	1/2016	Shoemaker	
D751,608	S	3/2016	Nishimura et al.	
D756,419	S	5/2016	Tateishi et al.	
D760,807	S	7/2016	Sutton	
9,764,497	B2	9/2017	Saffioti	
9,840,897	B2	12/2017	Larson	
9,863,216	B2	1/2018	Lundstedt et al.	
9,981,231	B2	5/2018	Oldham	
10,024,140	B2	7/2018	Lundstedt et al.	
D884,749	S *	5/2020	Aune	D15/21
D931,906	S *	9/2021	Aune	D15/21
2007/0116546	A1	5/2007	Dearing	
2013/0142006	A1	6/2013	Saffioti	
2013/0150268	A1	6/2013	Oldham	
2013/0290064	A1	10/2013	Altamirano et al.	
2013/0312972	A1	11/2013	Lundstedt et al.	
2015/0083235	A1	3/2015	Larson	
2015/0090437	A1	4/2015	Lundstedt et al.	
2015/0133348	A1	5/2015	Oldham	
2016/0369609	A1	12/2016	Morris	
2017/0328174	A1	11/2017	Lundstedt et al.	
2018/0001513	A1	1/2018	Saffioti	
2018/0214829	A1	8/2018	Oldham	
2018/0223640	A1	8/2018	Keihany et al.	

* cited by examiner

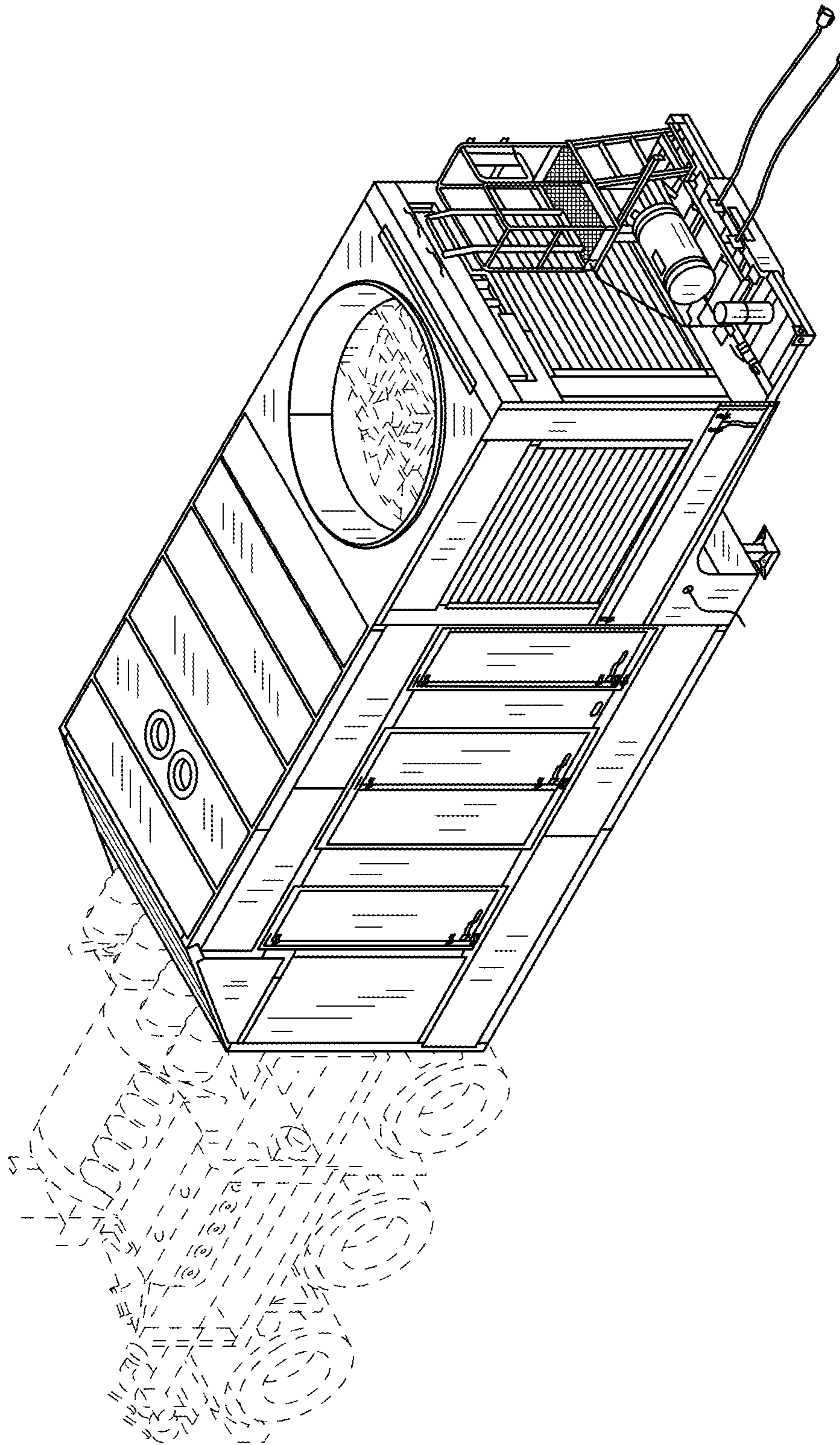


FIG.1

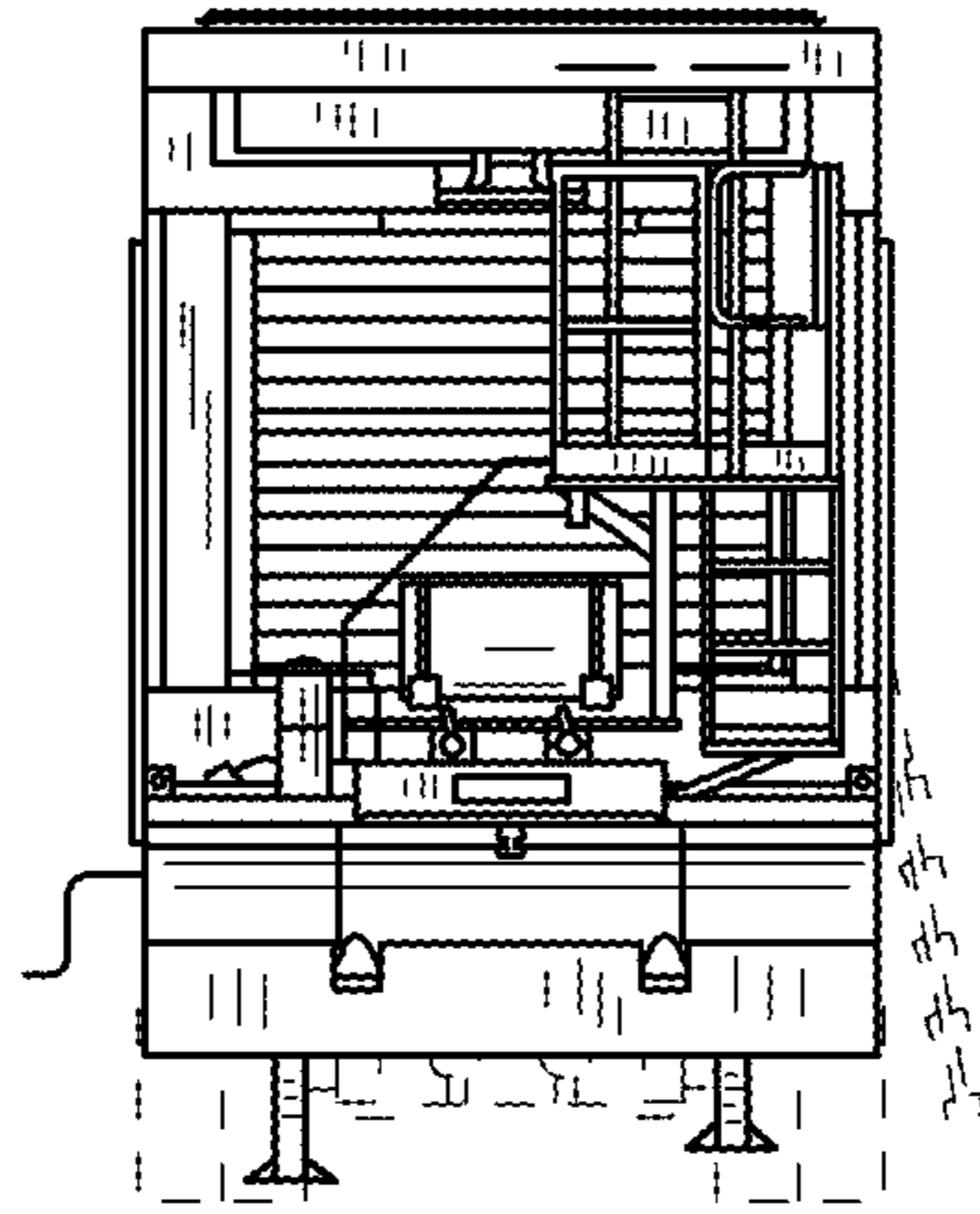


FIG. 2

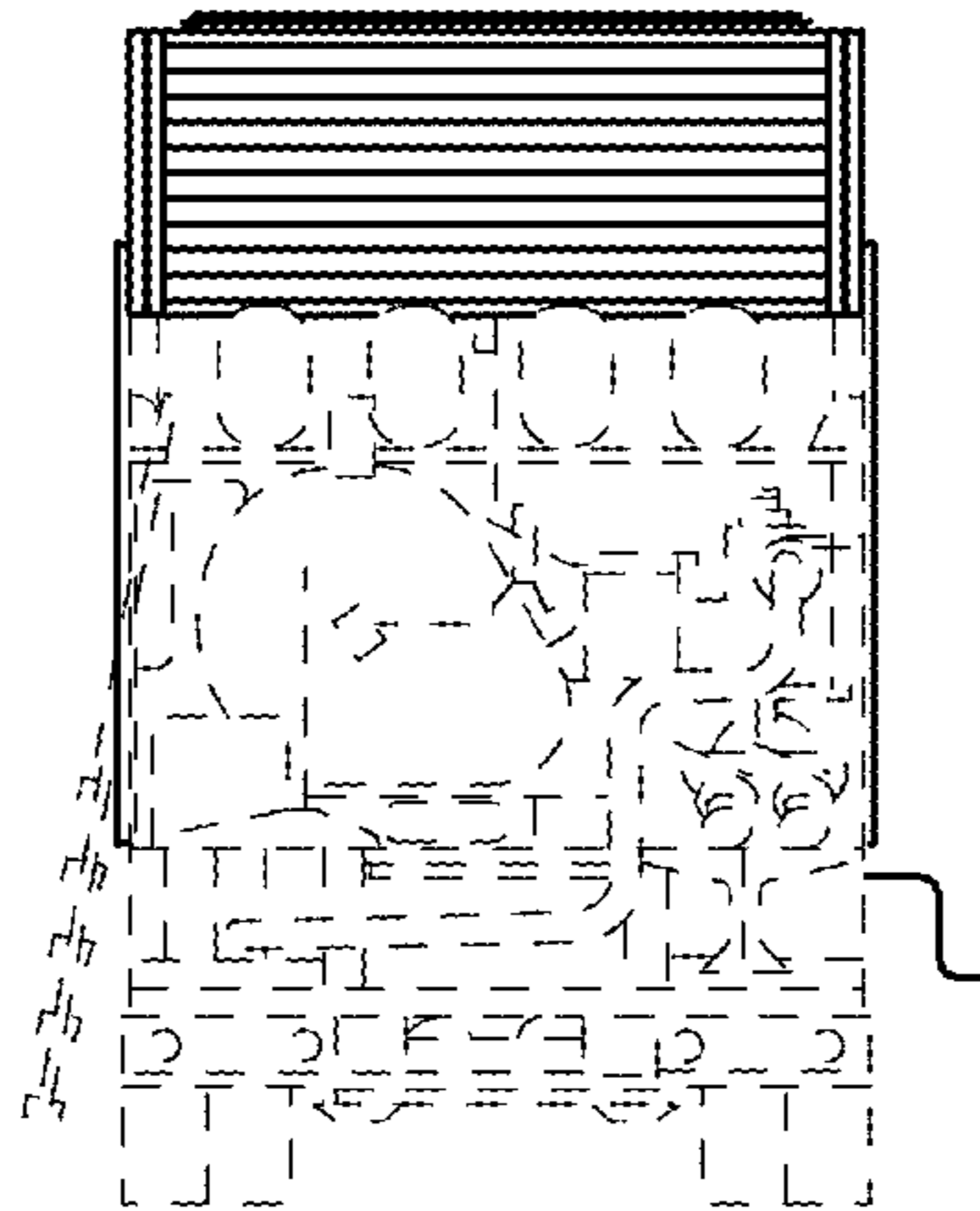


FIG. 3

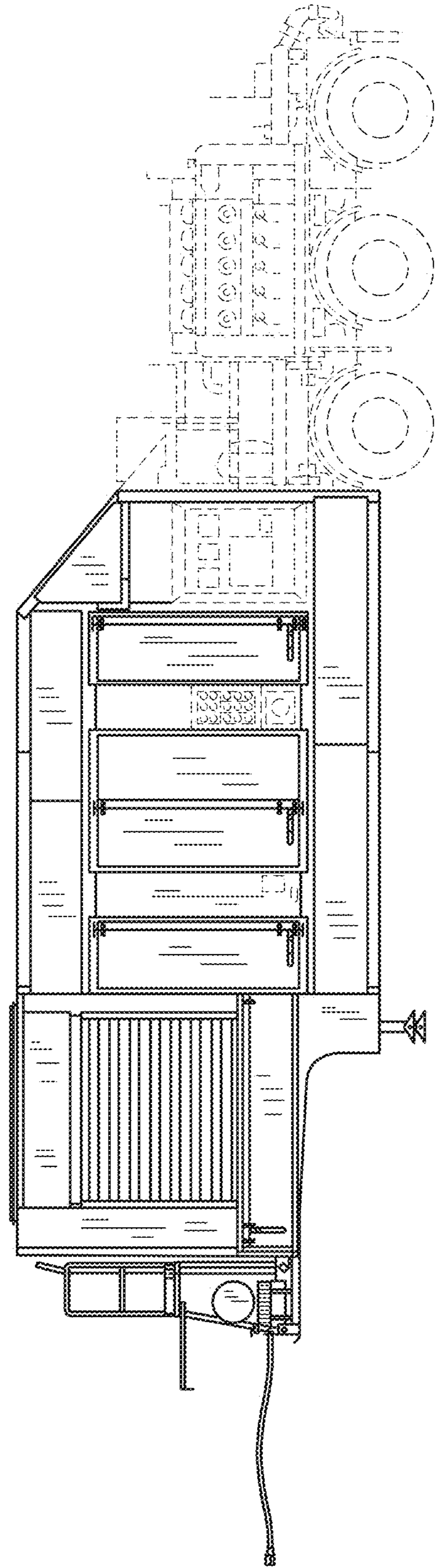


FIG. 4

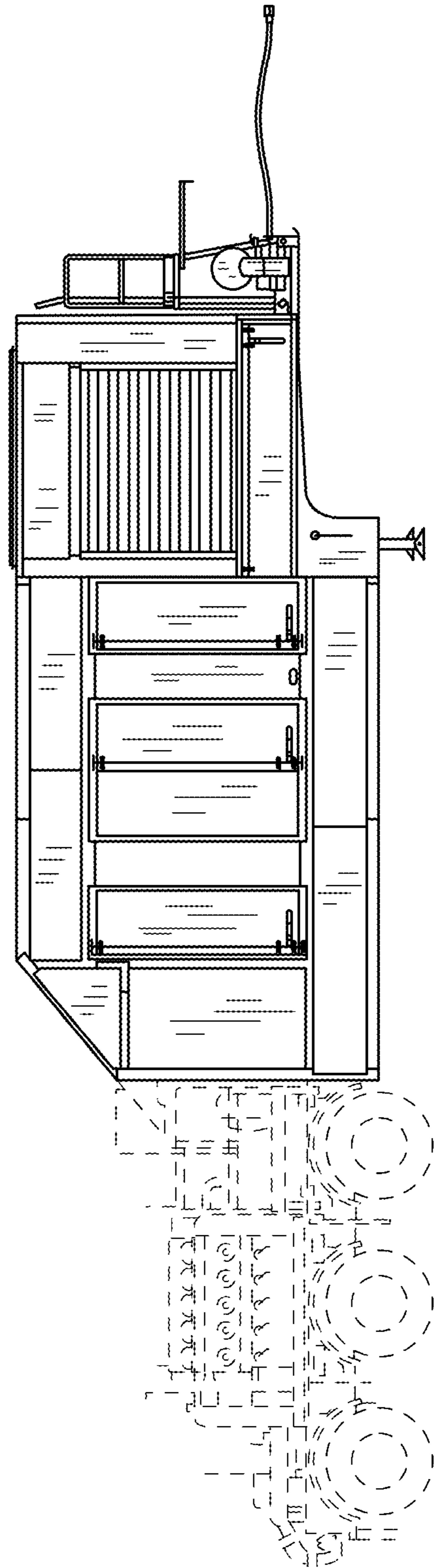


FIG.5

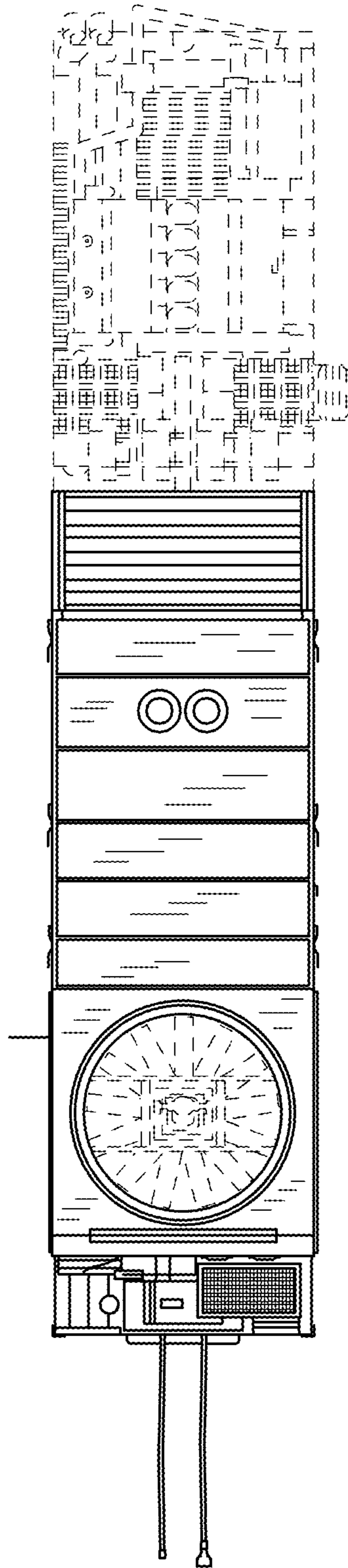


FIG.6

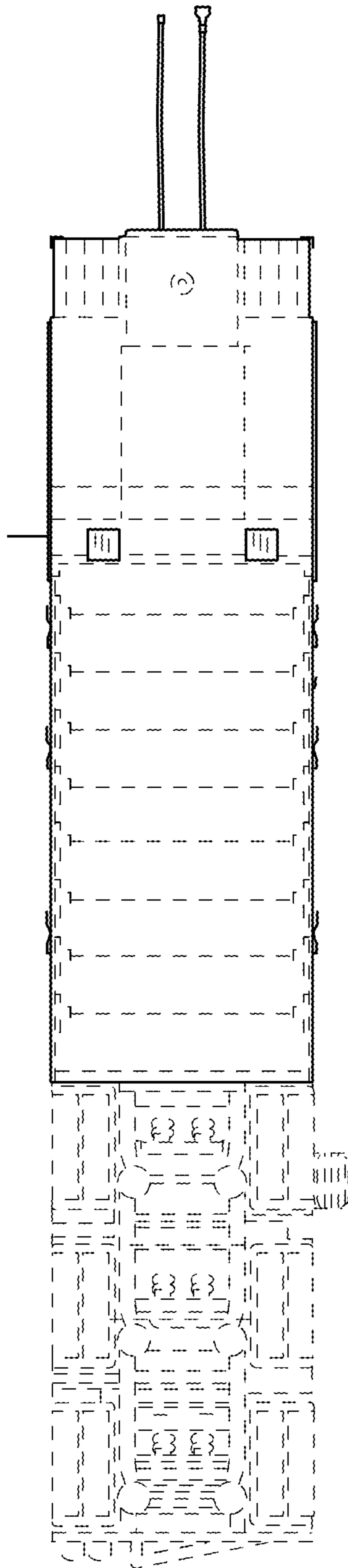


FIG.7