



US00D971930S

(12) **United States Design Patent**
Matos et al.

(10) **Patent No.:** **US D971,930 S**

(45) **Date of Patent:** **** Dec. 6, 2022**

(54) **DISPLAY SCREEN OR PORTION THEREOF WITH A TRANSITIONAL GRAPHICAL USER INTERFACE SET**

(71) Applicant: **Aristocrat Technologies Australia PTY Limited**, North Ryde (AU)

(72) Inventors: **Joshua Matos**, Cordeaux Heights (AU); **Marc Mayo**, Balgownie (AU)

(73) Assignee: **ARISTOCRAT TECHNOLOGIES AUSTRALIA PTY LIMITED**, North Ryde (AU)

(**) Term: **15 Years**

(21) Appl. No.: **29/735,071**

(22) Filed: **May 18, 2020**

(51) **LOC (13) Cl.** **14-04**

(52) **U.S. Cl.**
USPC **D14/485**

(58) **Field of Classification Search**
USPC D14/485-495

(Continued)

(56) **References Cited**

U.S. PATENT DOCUMENTS

D502,184 S * 2/2005 Glezer D14/486
7,156,738 B2 1/2007 Rowe

(Continued)

OTHER PUBLICATIONS

Office Action (Non-Final Rejection) dated Nov. 4, 2021 for U.S. Appl. No. 16/870,550 (pp. 1-12).

(Continued)

Primary Examiner — Nicole C Shiflet

(74) *Attorney, Agent, or Firm* — Armstrong Teasdale LLP

(57) **CLAIM**

We claim the ornamental design for a display screen or portion thereof with a transitional graphical user interface set, as shown and described.

DESCRIPTION

This application is related to U.S. Provisional patent application Ser. No. 62/849,498, filed May 17, 2019 entitled “Electronic Gaming Machine and Methods for Playing a Hold and Drop Keno Game”, and U.S. patent application Ser. No. 16/870,550, filed May 8, 2020 and entitled “Electronic Gaming Machine and Methods for Playing a Hold and Drop Keno Game”, the disclosures of which are hereby incorporated by reference in their entirety.

FIG. 1 is a front view of a display screen or portion thereof with a transitional graphical user interface set showing a first image in a sequence according to our new design;

FIG. 2 is a front view thereof showing a second image in the sequence;

FIG. 3 is a front view thereof showing a third image in the sequence;

FIG. 4 is a front view thereof showing a fourth image in the sequence;

FIG. 5 is a front view thereof showing a fifth image in the sequence;

FIG. 6 is a front view thereof showing a sixth image in the sequence;

FIG. 7 is a front view thereof showing a seventh image in the sequence;

FIG. 8 is a front view thereof showing an eighth image in the sequence;

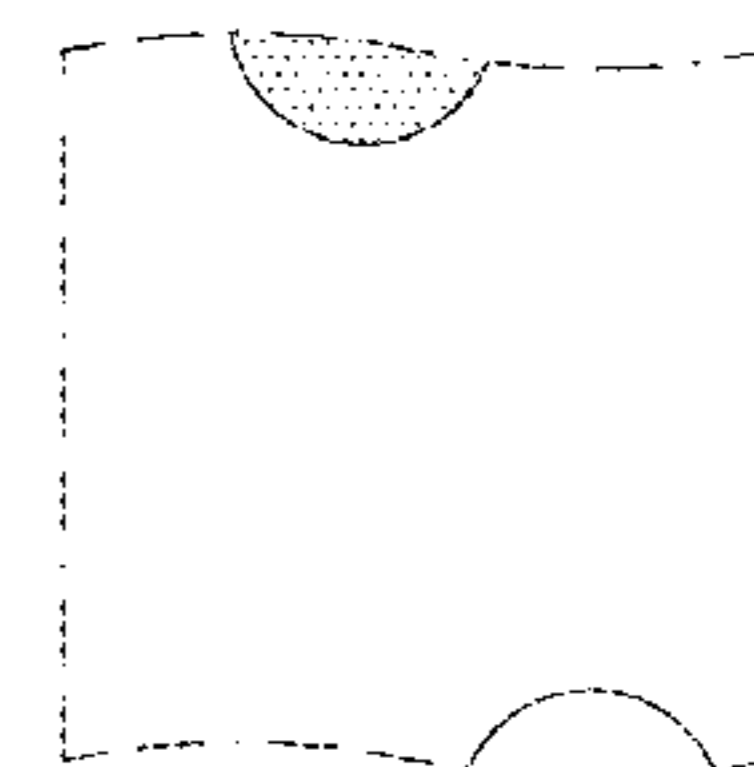
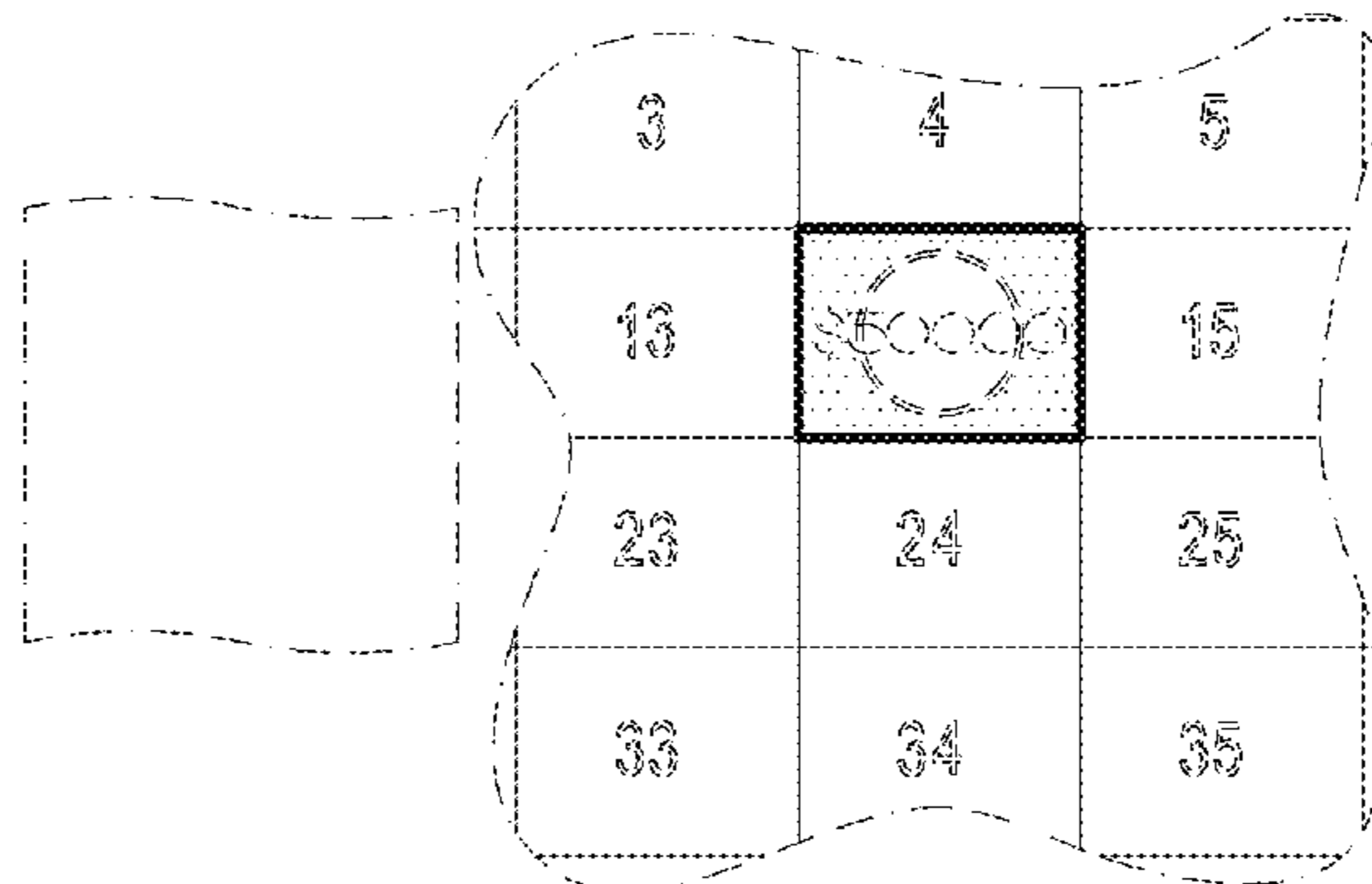
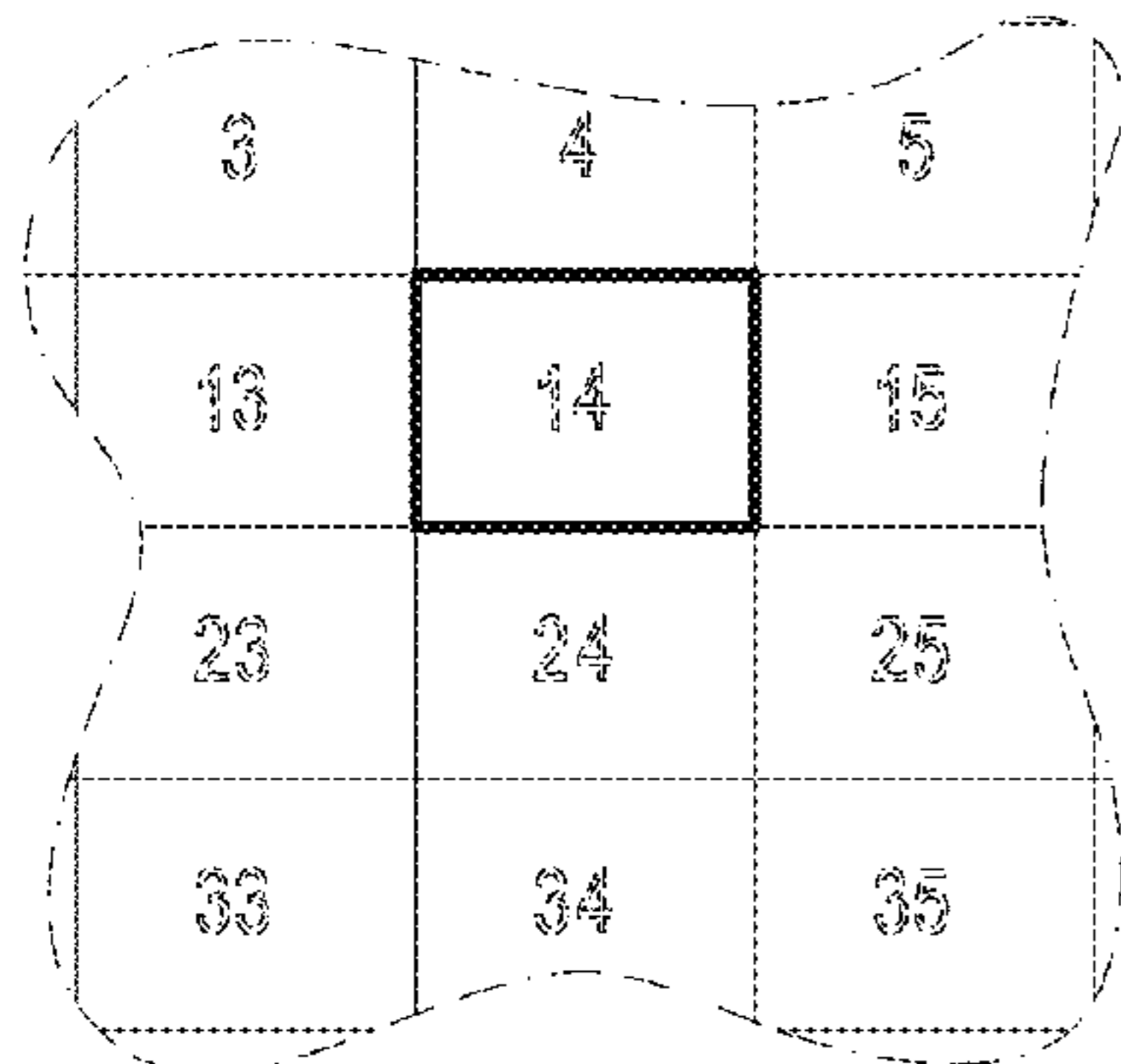
FIG. 9 is a front view thereof showing a ninth image in the sequence;

FIG. 10 is a front view thereof showing a tenth image in the sequence; and,

FIG. 11 is a front view thereof showing an eleventh image in the sequence.

The outermost dash-dash-dot broken line in the Figures illustrates a display screen or portion thereof and forms no part of the claimed design. The bracket shown in FIGS. 1-11 indicates a set, and forms no part of the claimed design. The graphical user interfaces of the sets are arranged relatively on the drawing sheets for the convenience of illustration, and

(Continued)



the placement of each graphical user interface relative to another, or to the drawing sheet, forms no part of the claimed design. The appearance of the transitional image sequentially transitions between the images shown in FIGS. 1-11. The process or period in which one image transitions to another image forms no part of the claimed design. Stippling in the drawings is used to indicate a contrast in appearance, with no specific color or other feature being claimed. The remaining broken lines represent elements of the display screen or portion thereof with a graphical user interface that form no part of the claimed design.

1 Claim, 11 Drawing Sheets

(58) **Field of Classification Search**

CPC G06F 3/048; G06F 3/0481; G06F 3/04817;
 G06F 3/0482; G06F 3/0483; G06F
 3/04842; G06F 3/0485; G06F 3/04855;
 G06F 3/0486; G06F 3/0488; G06F
 3/04886; G06F 9/451; G06F 40/103;
 G06F 40/106; G06F 40/189; G06F
 40/191

See application file for complete search history.

(56) **References Cited**

U.S. PATENT DOCUMENTS

7,156,741 B2 1/2007 Hornik
 D648,344 S * 11/2011 Arnold D14/486
 D698,799 S * 2/2014 Edwards D14/486
 D719,582 S * 12/2014 Frew D14/488
 8,900,057 B2 12/2014 Johnson
 9,076,287 B2 7/2015 Hornik
 D754,165 S * 4/2016 Park D14/486

D757,088 S * 5/2016 Moriya D14/488
 D760,288 S * 6/2016 Kendler D14/492
 9,406,191 B2 8/2016 Hornik
 D787,543 S * 5/2017 Qiu D14/488
 D789,397 S * 6/2017 Lee D14/492
 D815,128 S * 4/2018 Phillips D14/488
 D820,868 S * 6/2018 Lee D14/486
 D841,041 S * 2/2019 Ng D14/486
 D849,765 S * 5/2019 Lee D14/486
 D886,831 S * 6/2020 Yang D14/485
 D890,198 S * 7/2020 Paul D14/486
 D900,130 S * 10/2020 Matos D14/485
 D918,237 S * 5/2021 Lee D14/486
 D918,241 S * 5/2021 Sheridan D14/486
 D921,689 S * 6/2021 Devine D14/488
 D926,784 S * 8/2021 Carlson D14/488
 11,183,018 B2 * 11/2021 Marks G07F 17/329
 D939,564 S * 12/2021 Kwak D14/487
 11,257,321 B2 * 2/2022 Penacho G07F 17/3213
 11,257,323 B2 * 2/2022 Olive G07F 17/3258
 D944,849 S * 3/2022 Kwak D14/488
 2003/0104865 A1 6/2003 Itkis
 2003/0211879 A1 11/2003 Englman
 2005/0143165 A1 6/2005 Berman
 2009/0124389 A1 5/2009 Nelson
 2010/0029381 A1 2/2010 Vancura
 2012/0220356 A1 8/2012 Gilbertson
 2012/0303548 A1 * 11/2012 Johnson G06F 3/0412
 715/810
 2015/0065222 A1 3/2015 Lovaas
 2019/0102968 A1 4/2019 Ludwick

OTHER PUBLICATIONS

Office Action (Final Rejection) dated Mar. 7, 2022 for U.S. Appl. No. 16/870,550 (pp. 1-6).
 Office Action (Notice of Allowance and Fees Due (PTOL-85)) dated Jun. 2, 2022 for U.S. Appl. No. 16/870,550 (pp. 1-9).

* cited by examiner

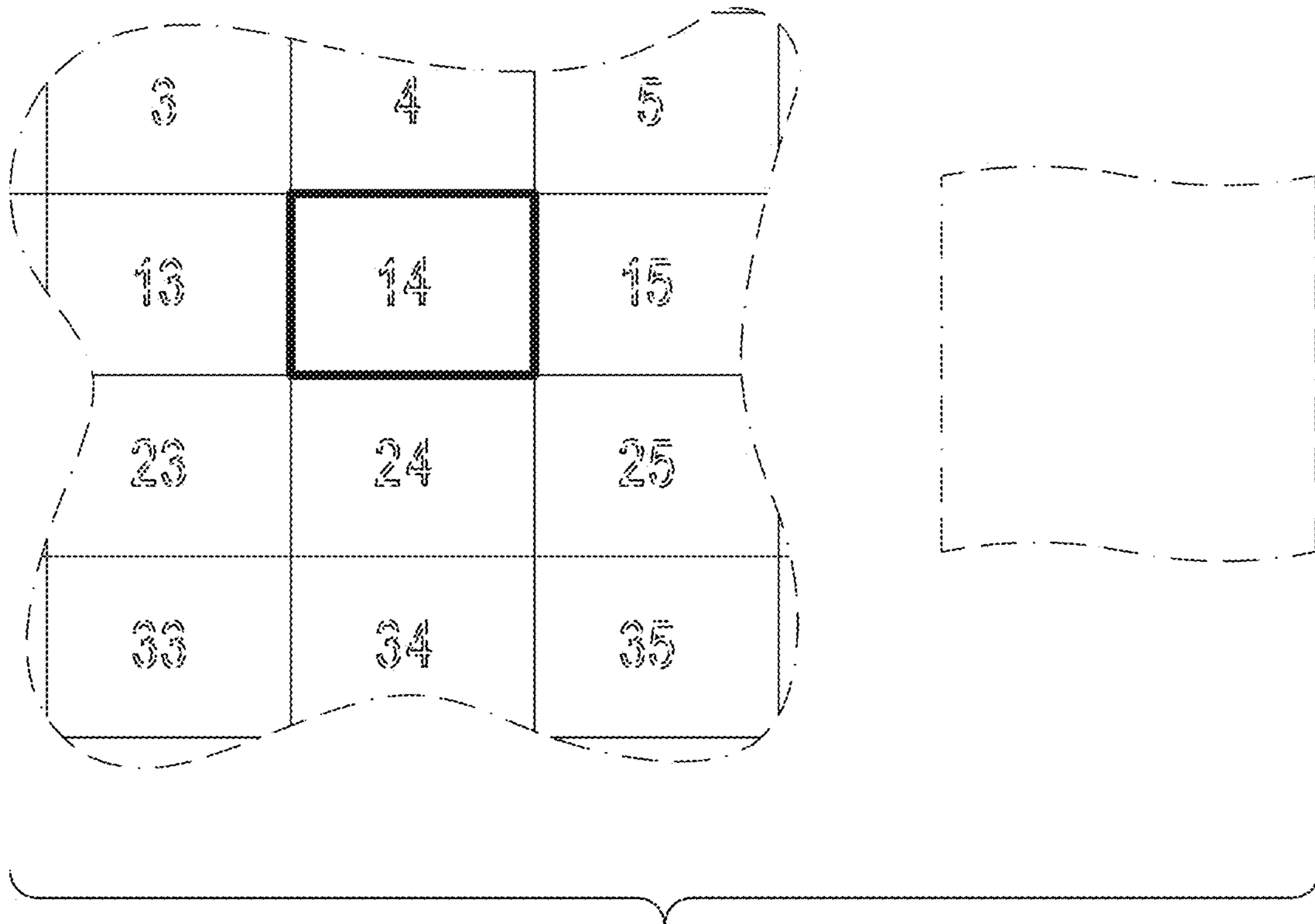


FIG. 1

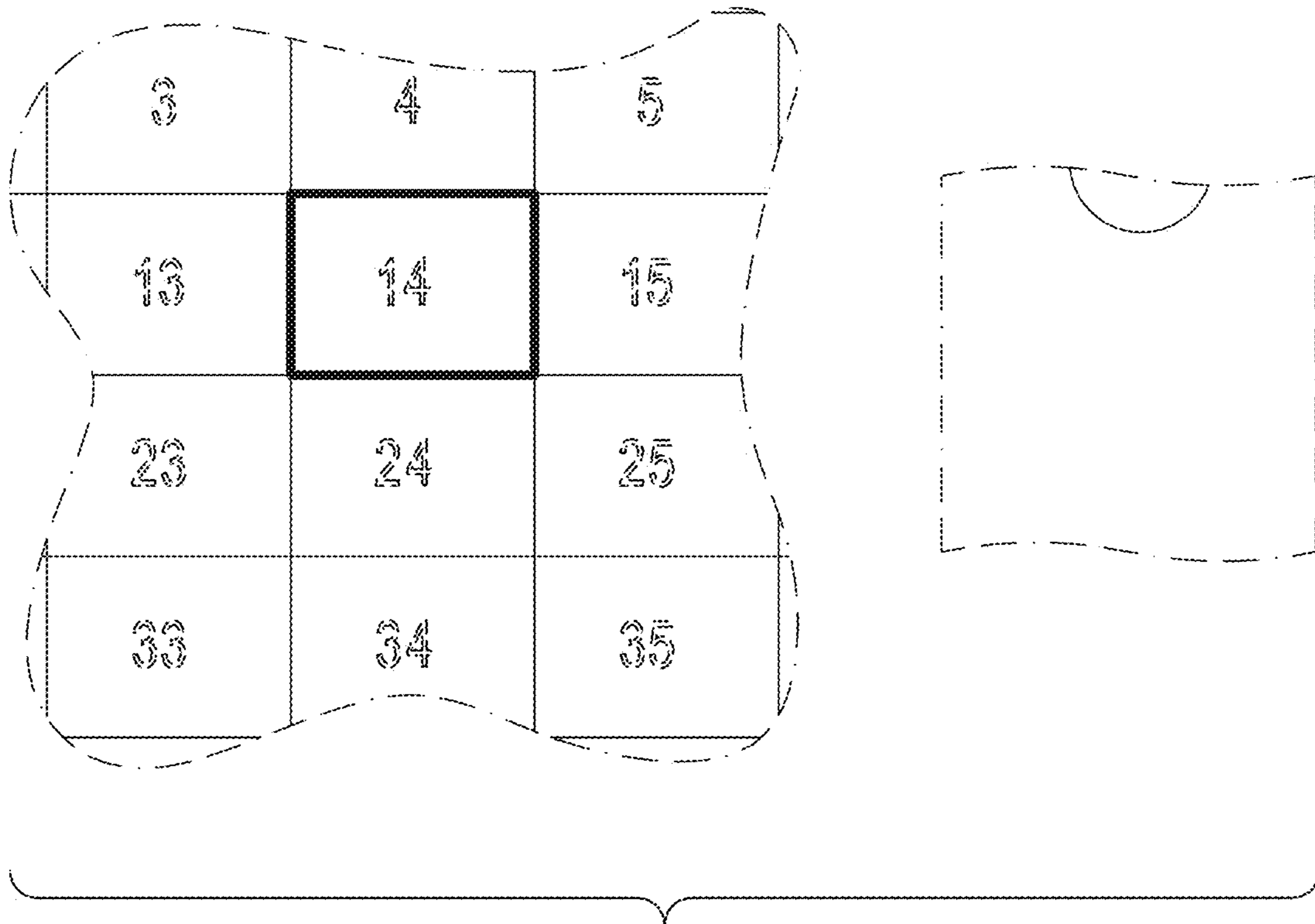


FIG. 2

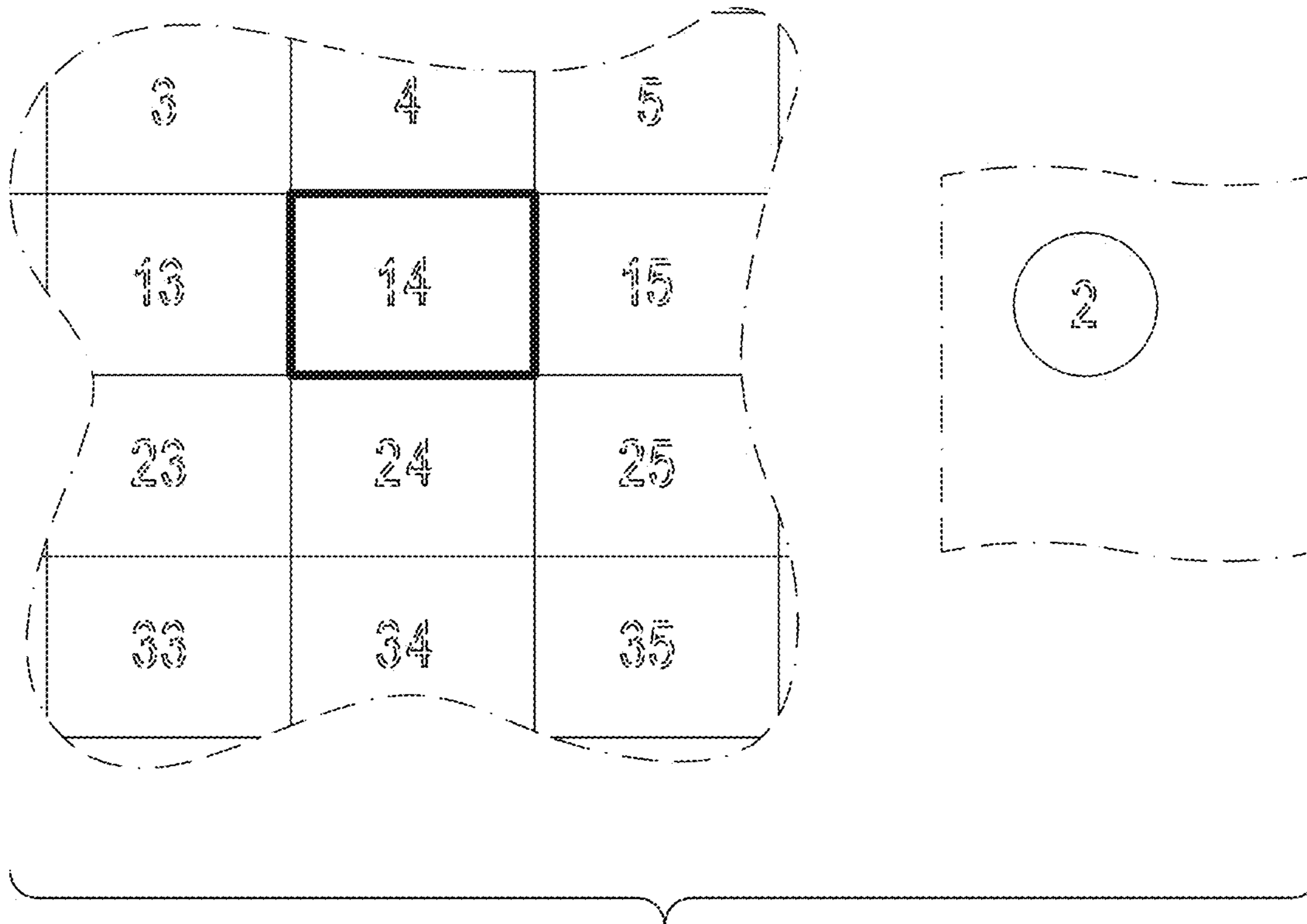


FIG. 3

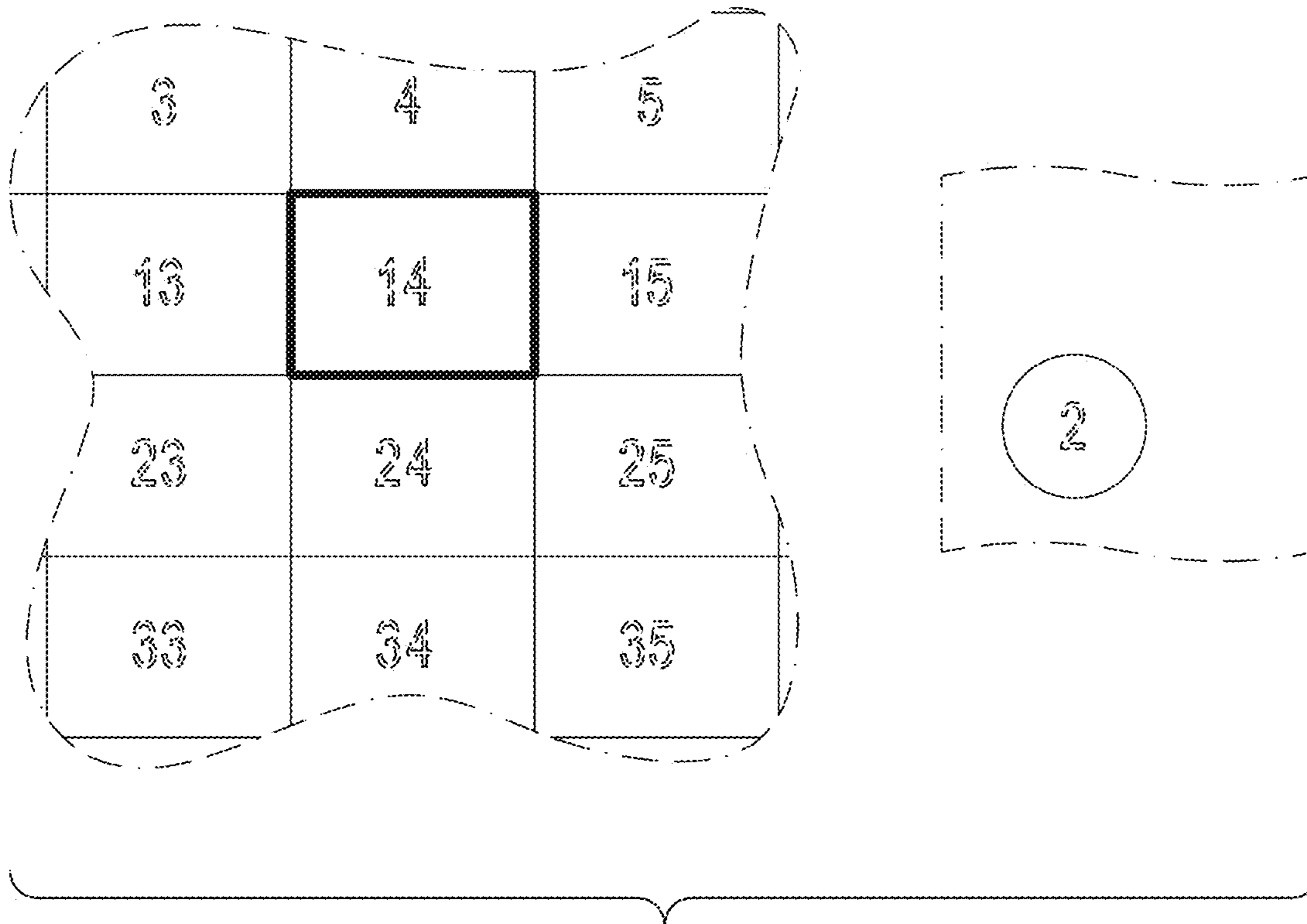


FIG. 4

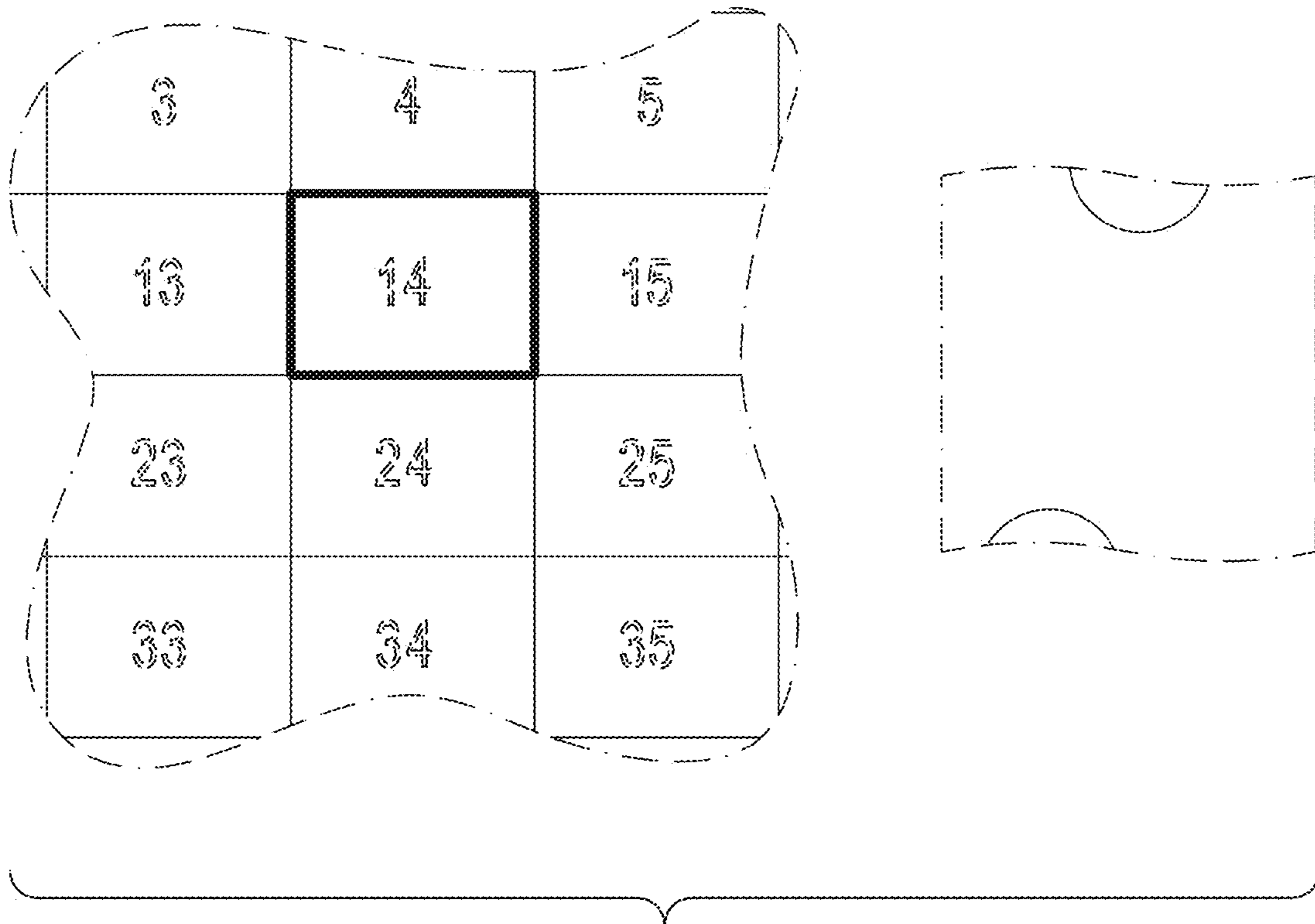


FIG. 5

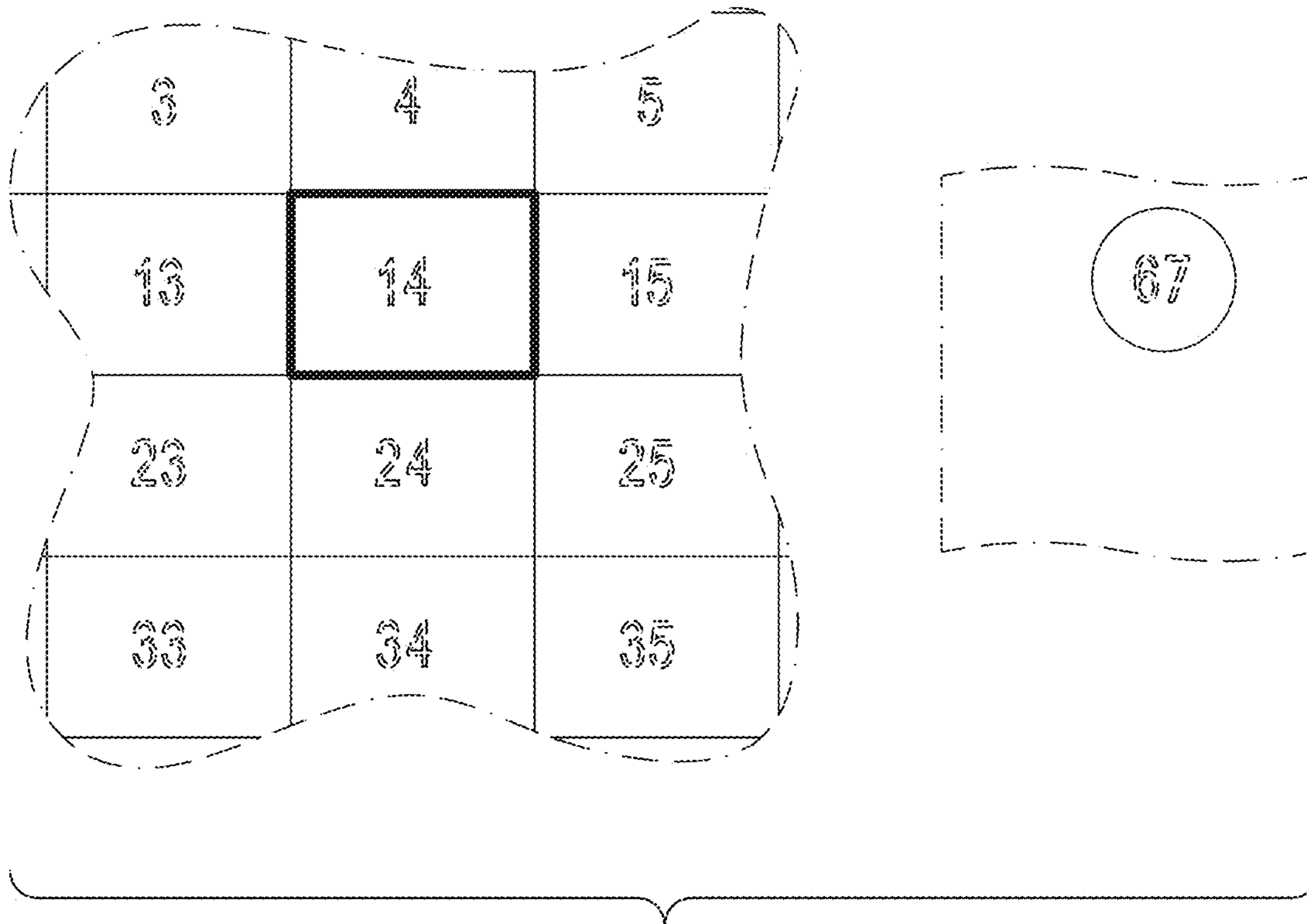


FIG. 6

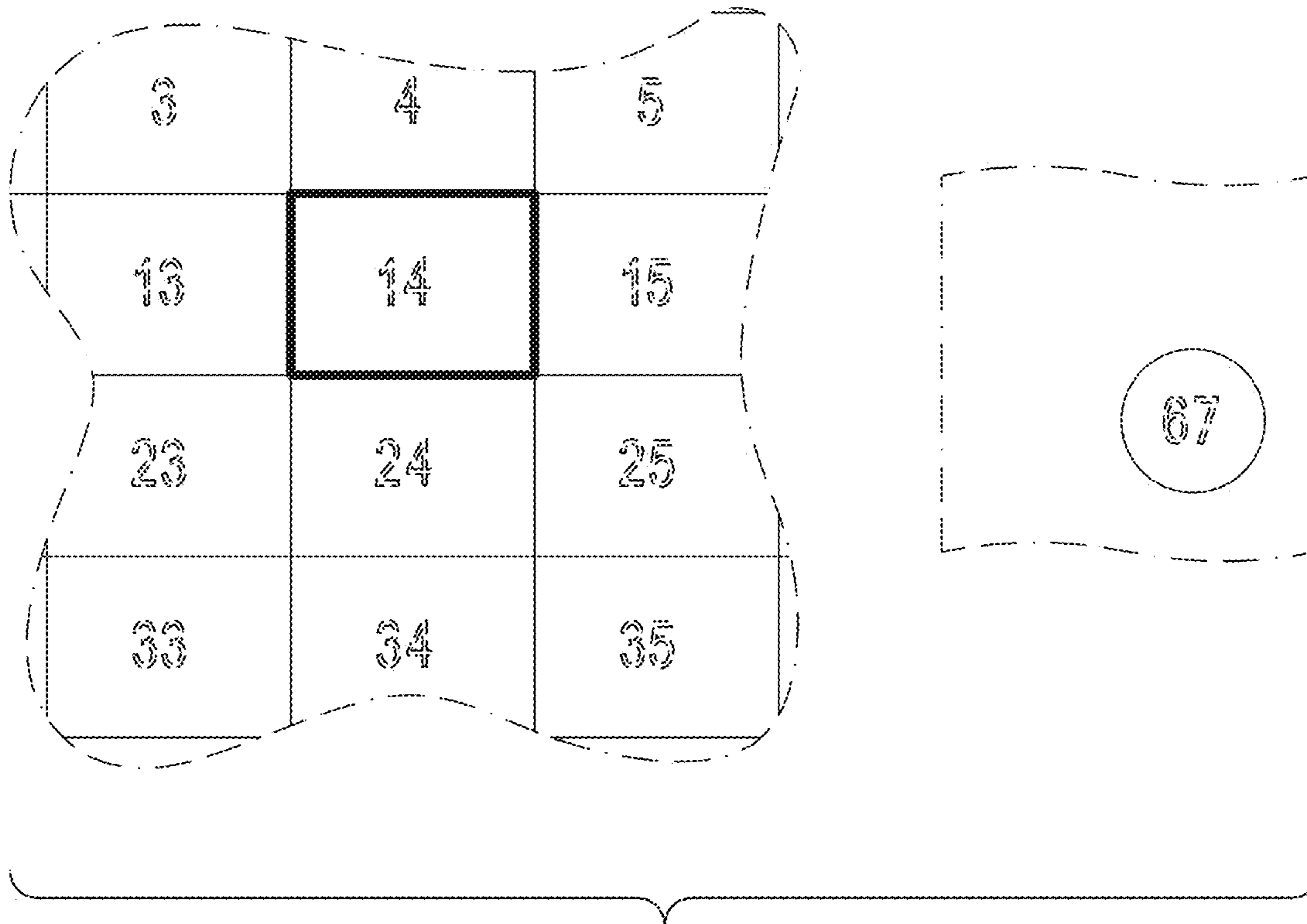


FIG. 7

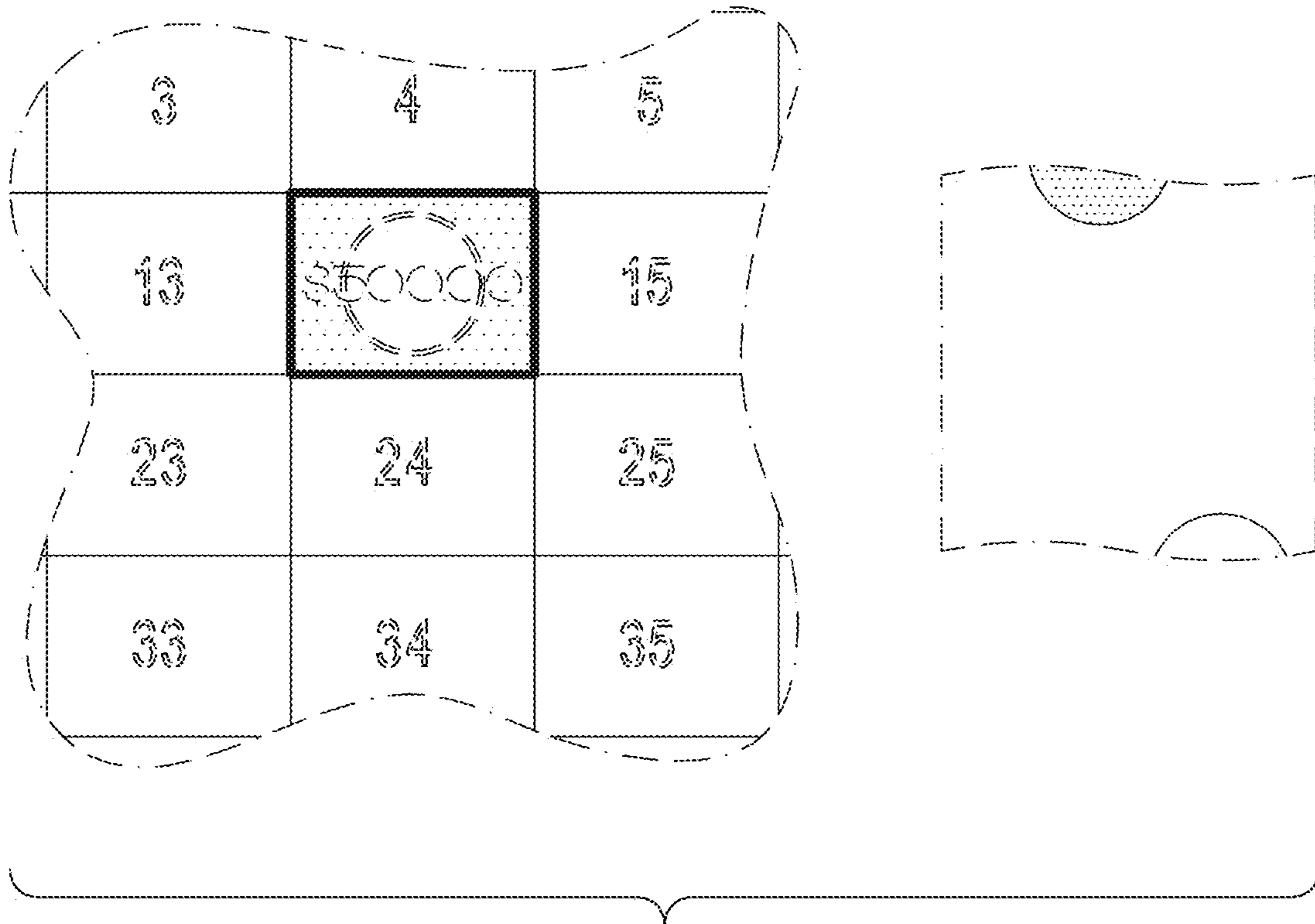


FIG. 8

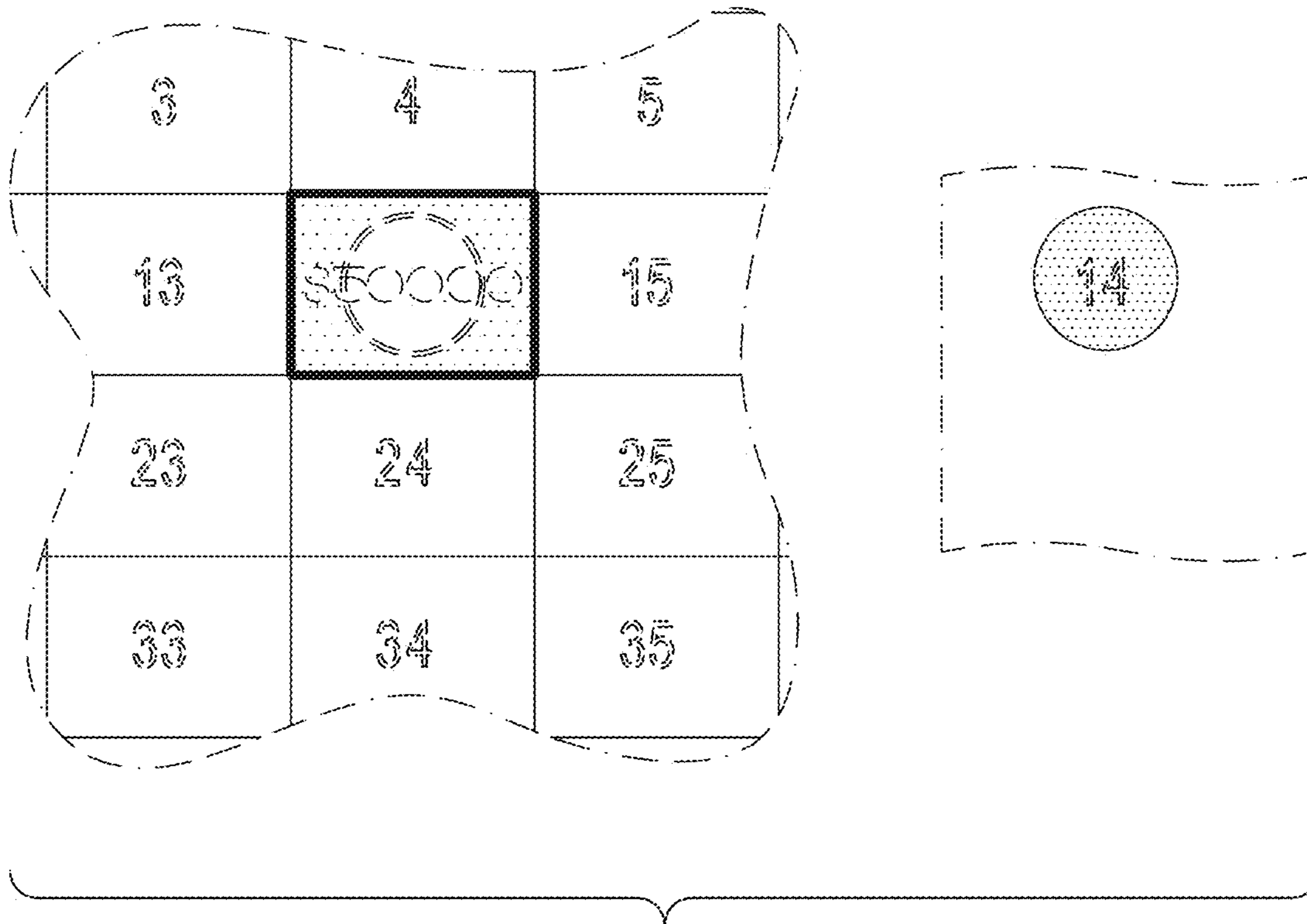


FIG. 9

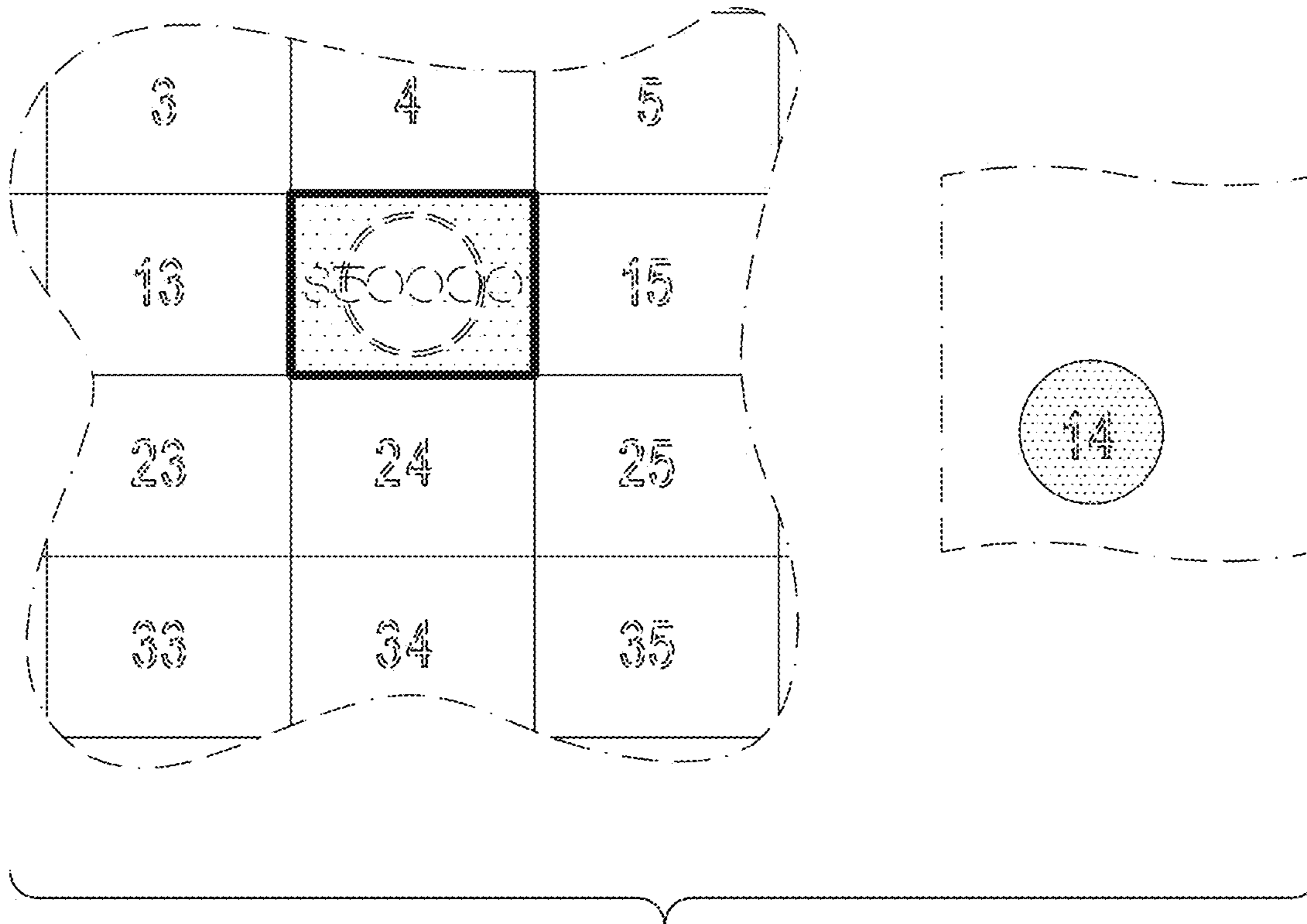


FIG. 10

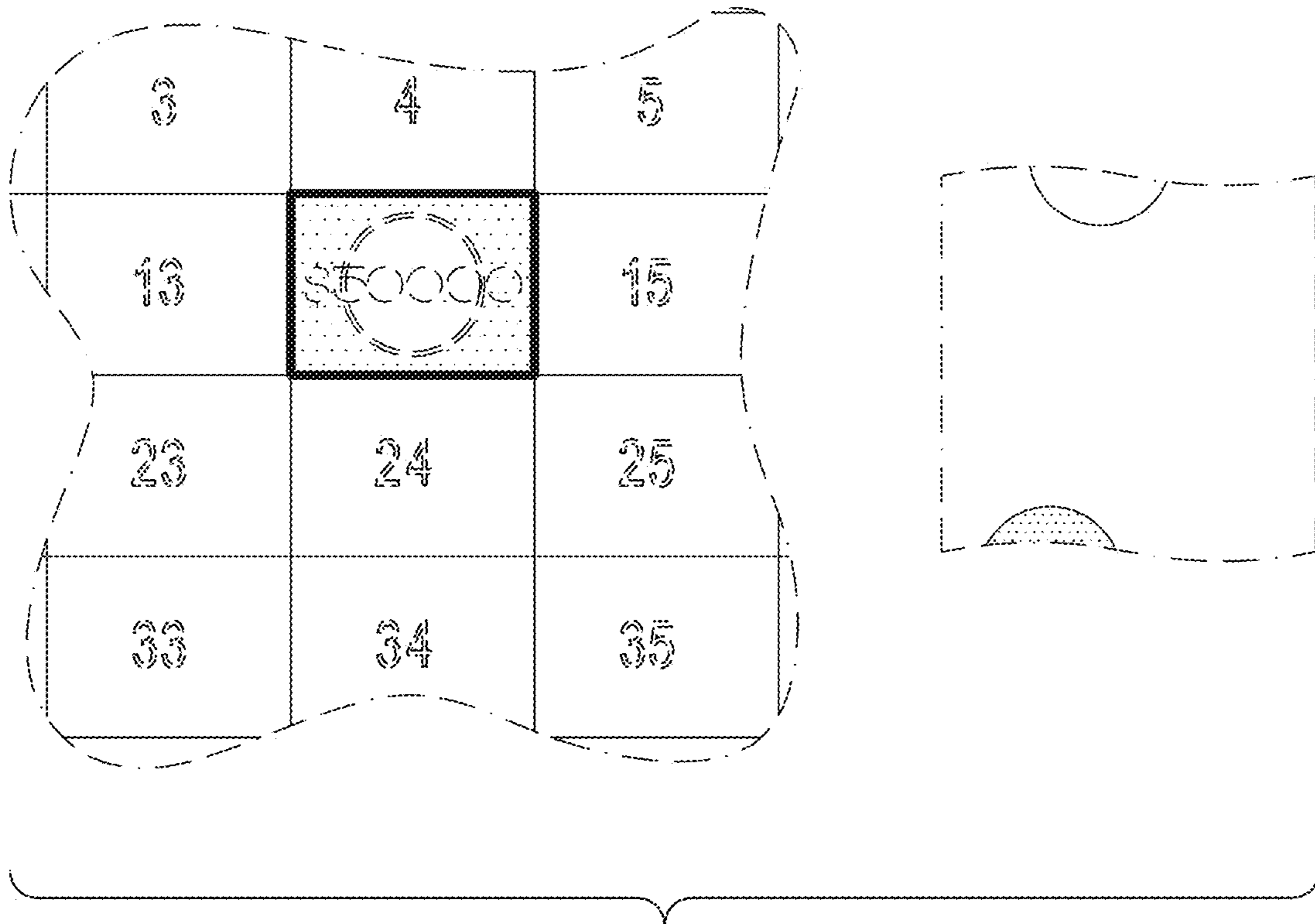


FIG. 11