



US00D971924S

(12) **United States Design Patent** (10) **Patent No.:** **US D971,924 S**
Zhou (45) **Date of Patent:** **** Dec. 6, 2022**

- (54) **TABLET CASE**
- (71) Applicant: **Huimin Zhou**, Shenzhen (CN)
- (72) Inventor: **Huimin Zhou**, Shenzhen (CN)
- (**) Term: **15 Years**
- (21) Appl. No.: **29/791,355**
- (22) Filed: **Jan. 10, 2022**
- (51) **LOC (13) Cl.** **14-02**
- (52) **U.S. Cl.**
USPC **D14/440**
- (58) **Field of Classification Search**
USPC D14/440, 447, 250; 361/679.55;
206/45.23, 320, 45.2; 294/25;
455/575.8; D3/294
CPC ... G06F 1/1628; G06F 1/1626; A47B 23/044;
A45C 11/00
See application file for complete search history.

- D900,828 S * 11/2020 Chen D14/440
- D910,640 S * 2/2021 Li
- D920,982 S * 6/2021 Xu D14/440
- D924,877 S * 7/2021 Weng D14/440
- D930,002 S * 9/2021 Zhou D14/440
- D930,653 S * 9/2021 Armstrong D14/440
- D943,591 S * 2/2022 Zhu D14/440
- D949,153 S * 4/2022 Chen D14/440
- D951,959 S * 5/2022 Qu D14/440

* cited by examiner

Primary Examiner — Cynthia R Underwood
(74) *Attorney, Agent, or Firm* — Rumit R. Kanakia

(57) **CLAIM**
The ornamental design for a tablet case, as shown and described.

DESCRIPTION

FIG. 1 is a first perspective view of a tablet case showing my new design;
FIG. 2 is a second perspective view thereof;
FIG. 3 is a front view thereof;
FIG. 4 is a back view thereof;
FIG. 5 is a left side view thereof;
FIG. 6 is a right side view thereof;
FIG. 7 is a top view thereof; and,
FIG. 8 is a bottom view thereof.
The broken lines shown in the drawings depict portions of the tablet case in which the design is embodied that form no part of the claimed design.

- (56) **References Cited**
U.S. PATENT DOCUMENTS
D606,986 S * 12/2009 de Jong D3/201
D620,000 S * 7/2010 Bau D14/250
D643,843 S * 8/2011 Hsieh D14/440
D851,649 S * 6/2019 Tan D14/440
D897,348 S 9/2020 Liao
D897,349 S 9/2020 Li

1 Claim, 8 Drawing Sheets

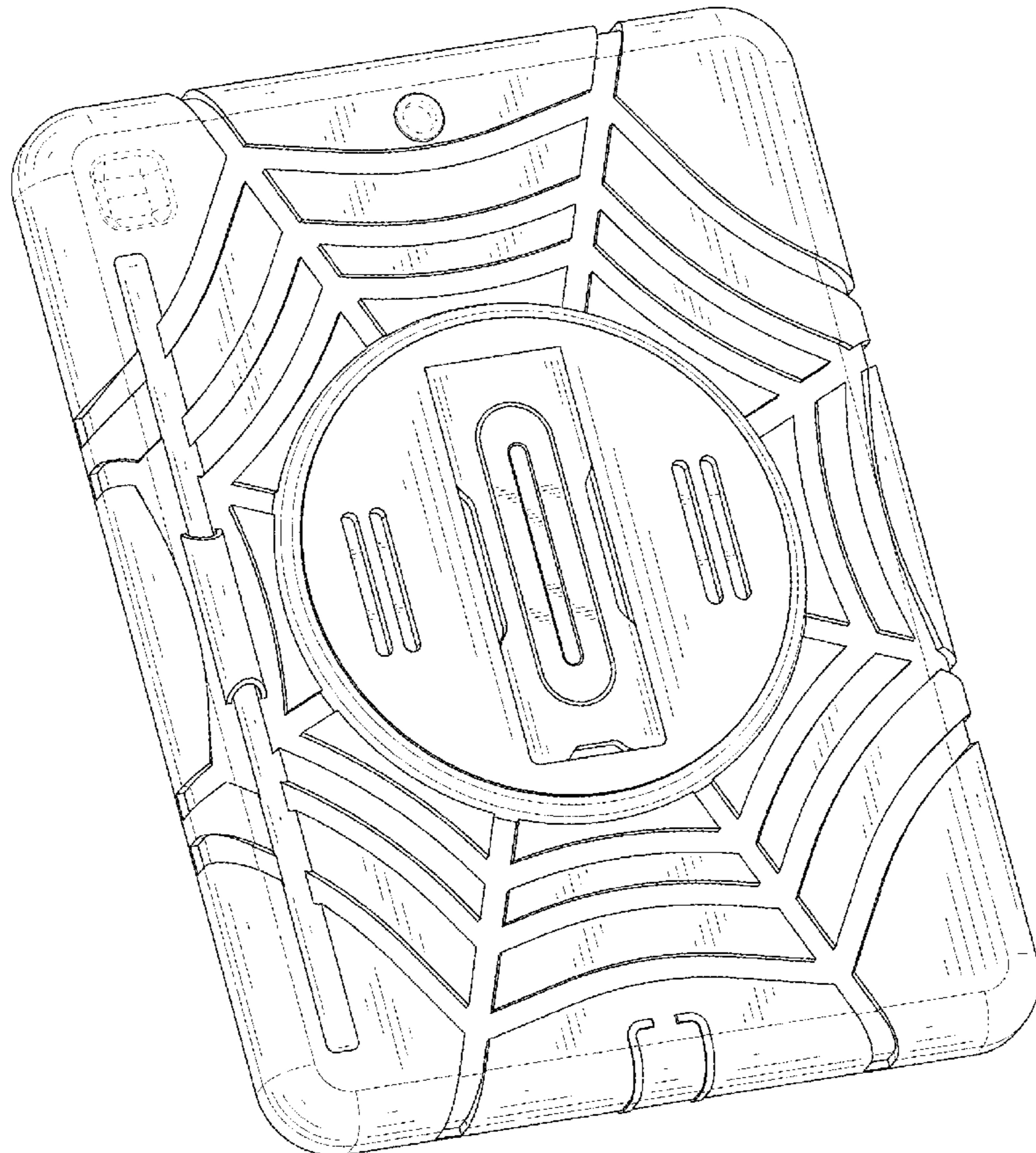




FIG. 1



FIG. 2




FIG. 3




FIG. 4




FIG. 5

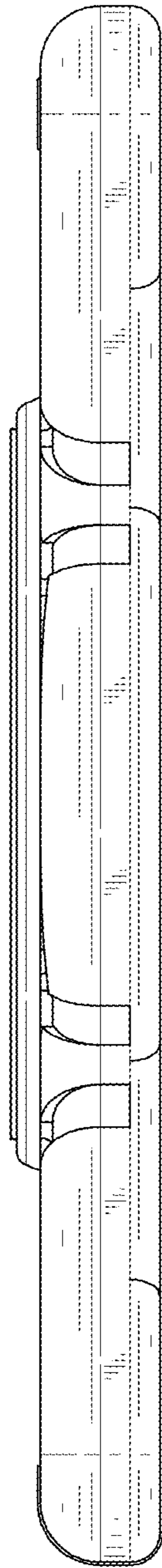


FIG. 6

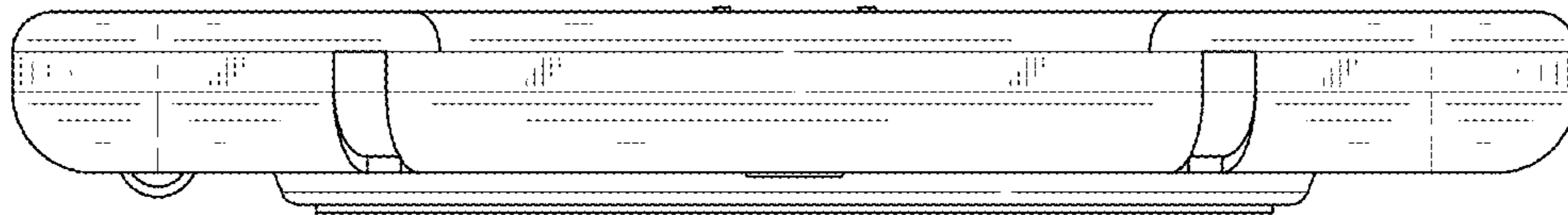


FIG. 7

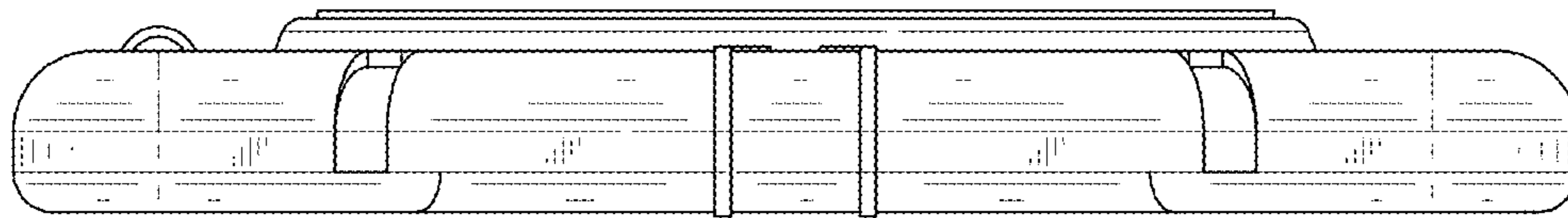


FIG. 8