



US00D971918S

(12) **United States Design Patent** (10) **Patent No.:** **US D971,918 S**
Gao (45) **Date of Patent:** **** Dec. 6, 2022**

(54) **ADVERTISING PLAYER**

FOREIGN PATENT DOCUMENTS

(71) Applicant: **Wei Gao**, Shenzhen (CN)

CN 301940413 * 5/2012
CN 302333875 * 2/2013

(72) Inventor: **Wei Gao**, Shenzhen (CN)

OTHER PUBLICATIONS

(73) Assignee: **AIYOS TECHNOLOGY CO., LTD.**,
Shenzhen (CN)

Advertising and Wireless Charger, Aiyos, aiyosetch.com, date unlisted
© Aiyos Technology Co., Ltd., online, site visited Nov. 30, 2021.
Available from Internet, URL: <https://www.aiyostech.com/touch-screen-table/new-advertising-player-menu-phone-wireless.html> (Year: 2021).*

(**) Term: **15 Years**

(Continued)

(21) Appl. No.: **29/778,028**

(22) Filed: **Apr. 9, 2021**

(51) **LOC (13) Cl.** **14-02**

(52) **U.S. Cl.**
USPC **D14/375**

(58) **Field of Classification Search**
USPC D14/125–127, 140.2, 149, 203.1,
D14/203.7–203.8, 209.1, 221, 224.1, 227,
D14/238.1, 300, 302, 305–307, 314, 336,
D14/371, 373–377, 448, 496, 499–451,
D14/900–902, 130, 341, 449–451;
D20/39, 41–42
CPC G06Q 20/18; G09F 13/00
See application file for complete search history.

Primary Examiner — Holly E Thurman

Assistant Examiner — Altaira J Swangin

(74) *Attorney, Agent, or Firm* — Justin Lampel

(57) **CLAIM**

The ornamental design for an advertising player, as shown and described.

DESCRIPTION

FIG. 1 is a front perspective view of an advertising player showing the claimed design in an attached position; FIG. 2 is a top plan view thereof; FIG. 3 is a left side view thereof; FIG. 4 is a front elevational view thereof in a detached configuration; FIG. 5 is a right side view thereof in an attached position; FIG. 6 is a rear elevational view thereof; FIG. 7 is a bottom plan view thereof; FIG. 8 is another front perspective view of the advertising player in a detached configuration; and, FIG. 9 is a rear perspective view of the advertising player showing another attached configuration. The broken lines illustrate portions of the advertising player with wireless charger that form no part of the claimed design. Everything inside the solid line perimeter on the bottom view of FIG. 7 is unclaimed.

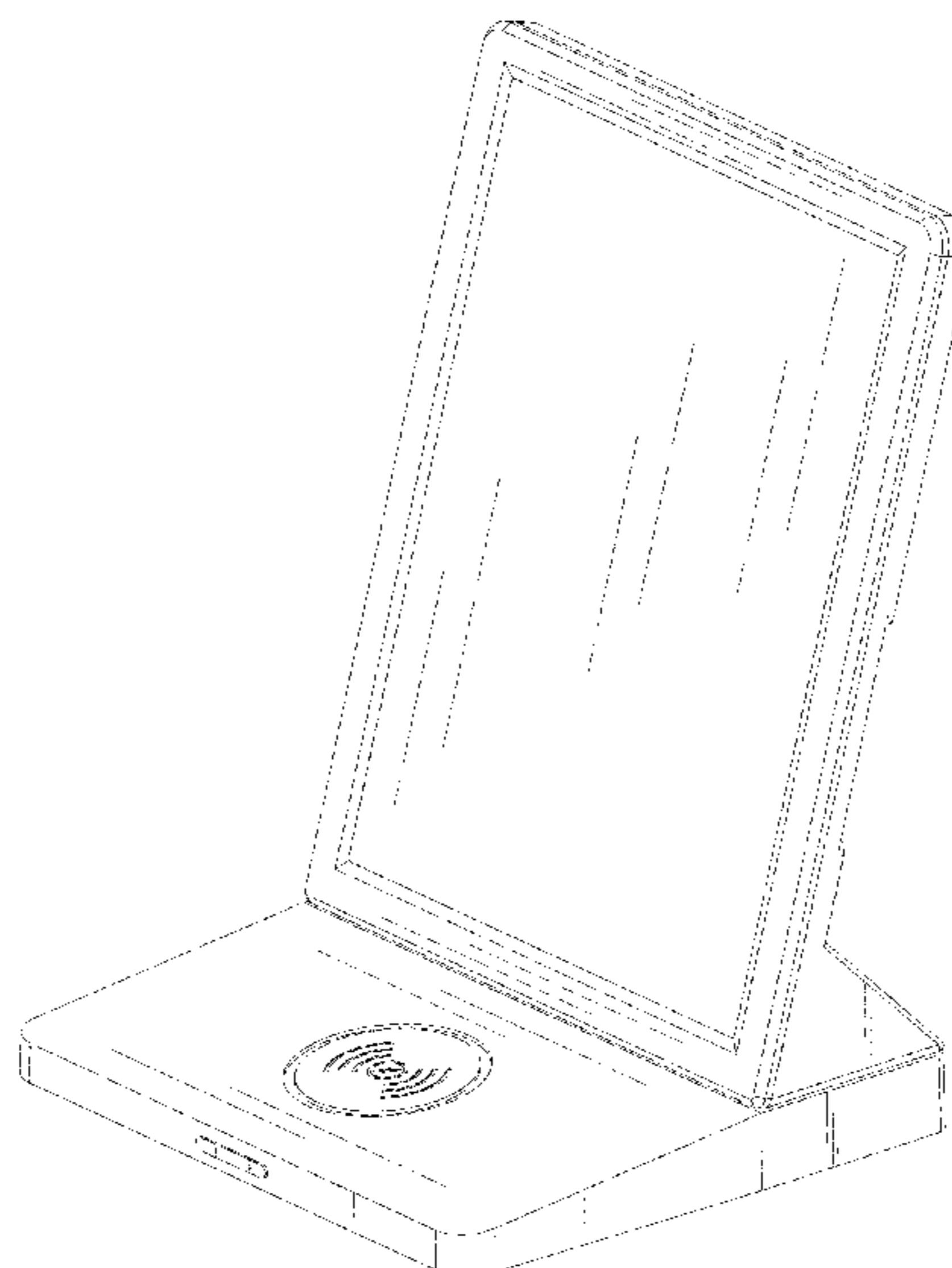
(56) **References Cited**

U.S. PATENT DOCUMENTS

4,766,686 A * 8/1988 Glasener G09F 7/22
40/602
D319,667 S * 9/1991 Gray D20/10
D392,686 S * 3/1998 Sarkisian D20/21
D450,776 S * 11/2001 Albrecht D20/10
D475,985 S * 6/2003 Huang D14/129
D509,543 S * 9/2005 Hillstrom D20/41
D578,529 S * 10/2008 Huang D14/375
D619,157 S * 7/2010 Kim D16/242
D626,551 S * 11/2010 Julien D14/341
D626,960 S * 11/2010 Sato D14/375
D639,086 S * 6/2011 Curbbun D20/10

(Continued)

1 Claim, 9 Drawing Sheets



(56)

References Cited

U.S. PATENT DOCUMENTS

D653,661 S * 2/2012 Ohrstrom D14/341
 D671,535 S * 11/2012 Terashima D14/307
 D681,636 S * 5/2013 Haller D14/377
 D691,204 S * 10/2013 d'Amore D20/1
 D693,405 S * 11/2013 d'Amore D20/1
 D698,392 S * 1/2014 d'Amore D20/1
 8,646,196 B2 * 2/2014 Glass, Jr. G09F 15/0056
 40/607.03
 D717,785 S * 11/2014 Winston D14/307
 D720,758 S 1/2015 Janz
 D727,673 S * 4/2015 Broen D7/306
 D741,204 S * 10/2015 Chen D10/52
 D752,572 S * 3/2016 Kohler D14/302
 9,437,123 B2 * 9/2016 Glass, Jr. G09F 15/0056
 D831,639 S * 10/2018 Terry D14/307
 D833,529 S * 11/2018 Nejad D20/10
 D852,273 S * 6/2019 Lim D20/39
 D852,274 S * 6/2019 Lim D20/39

D877,104 S * 3/2020 Khan D14/126
 D888,825 S * 6/2020 Hu D20/19
 D920,323 S * 5/2021 Lee D14/307
 D920,429 S * 5/2021 Hoinowski D20/10
 D935,426 S * 11/2021 Stinson D14/126
 D940,726 S * 1/2022 Hanley D14/447
 D958,246 S * 7/2022 Huang D20/39
 2008/0055394 A1 * 3/2008 Shiue H04N 7/142
 348/E7.079
 2022/0051300 A1 * 2/2022 Forutanpour G06K 7/10297
 2022/0180710 A1 * 6/2022 Kütt A47F 10/02

OTHER PUBLICATIONS

8" Tabletop Advertising Player FYD898, Fun Tek, fun-tek.com, author unlisted, published Aug. 5, 2020 per wayback machine © Fun Technology, Ltd., online, site visited Dec. 4, 2021. Available from Internet, URL: <https://www.fun-tek.com/product/8-tabletop-advertising-player-fyd898/> (Year: 2020).*

* cited by examiner




FIG. 1

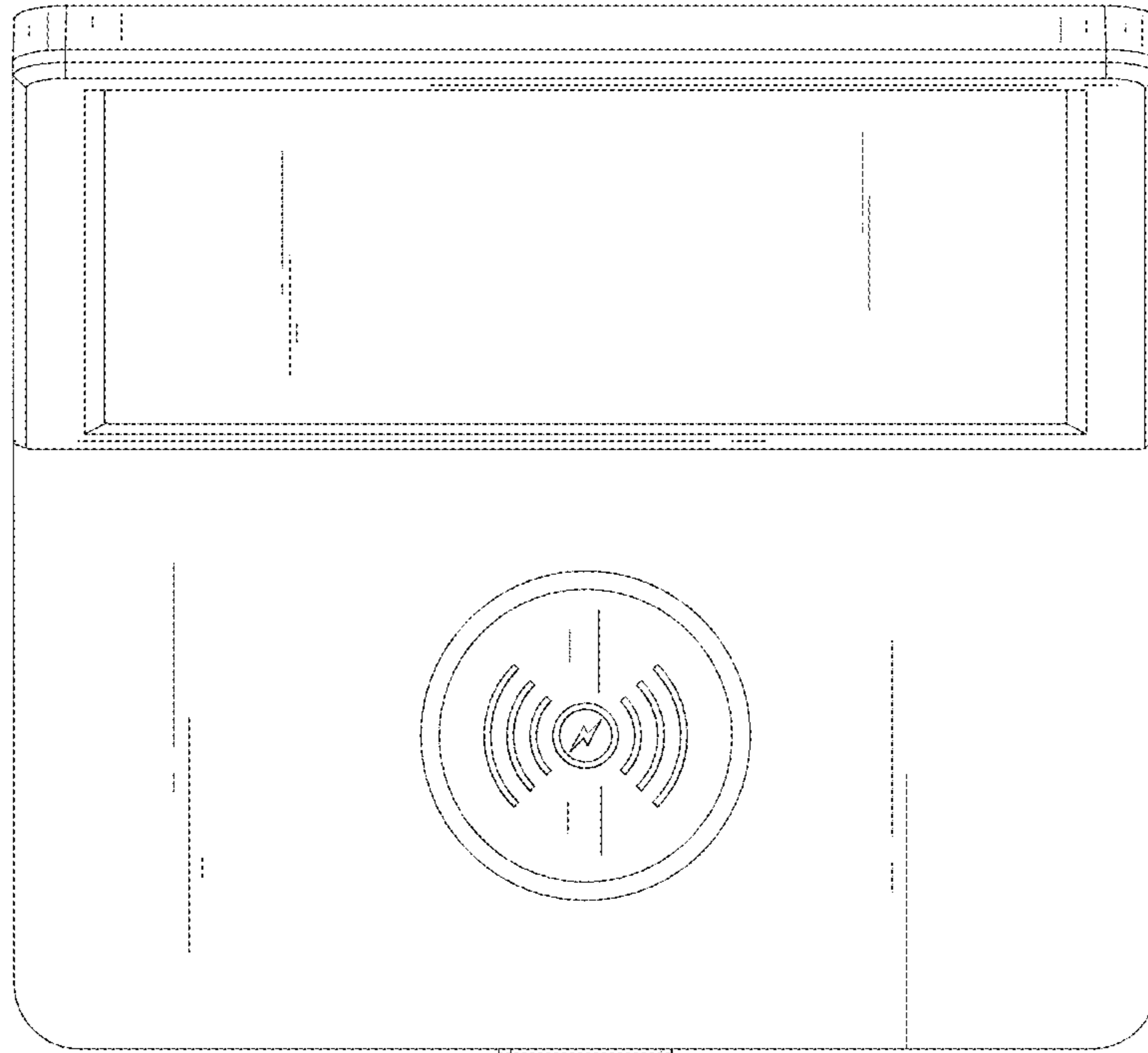


FIG. 2

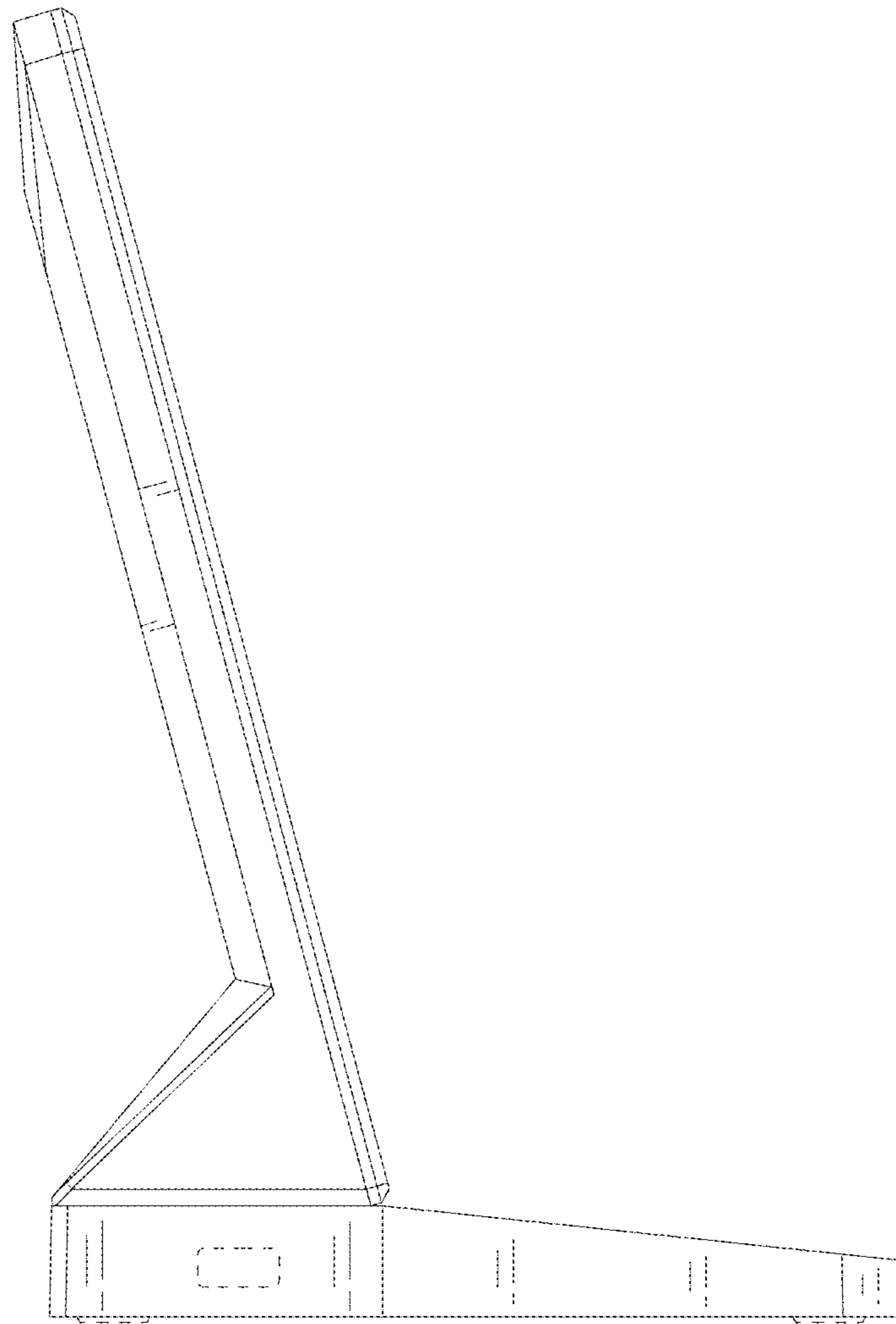


FIG. 3




FIG. 4

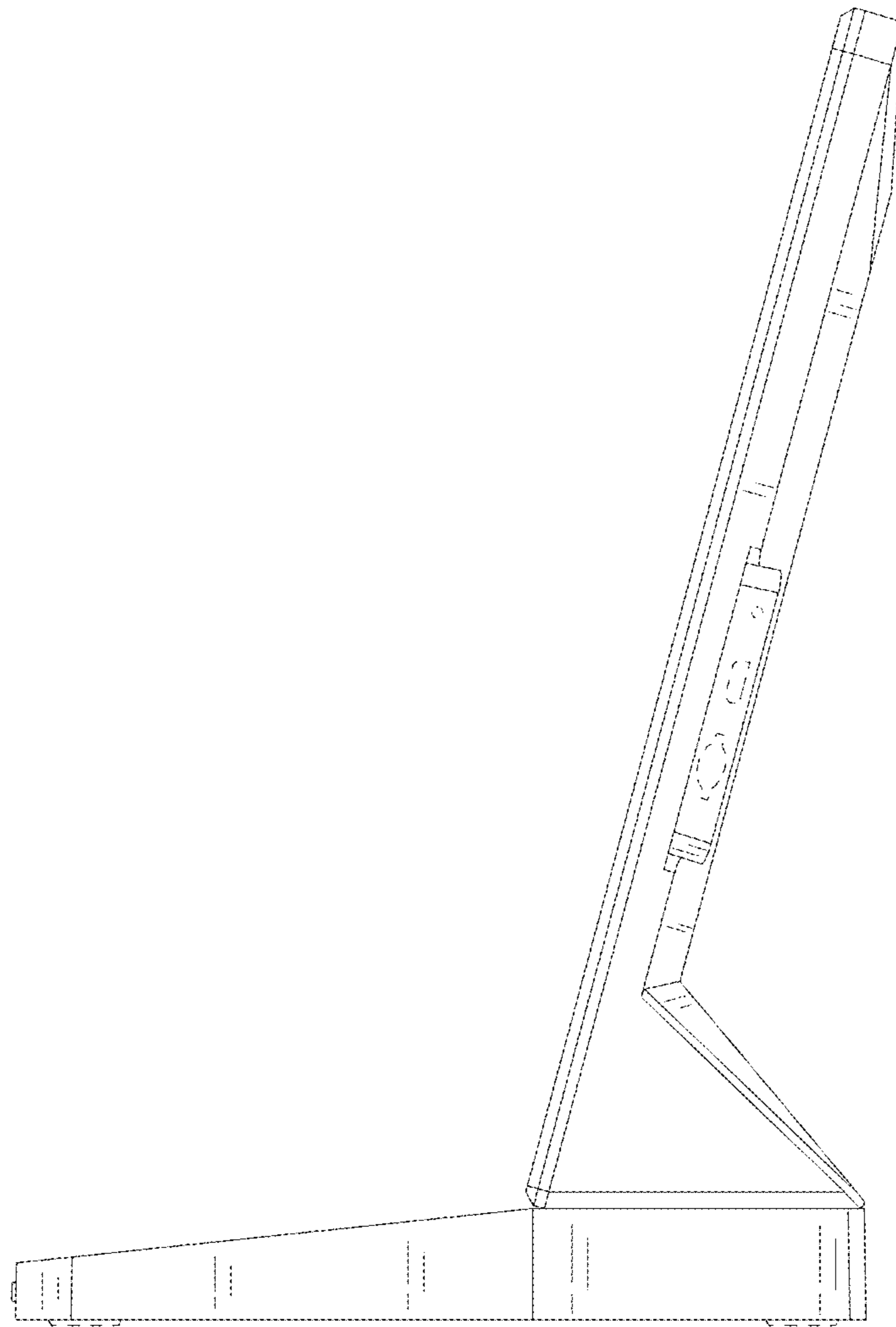


FIG. 5

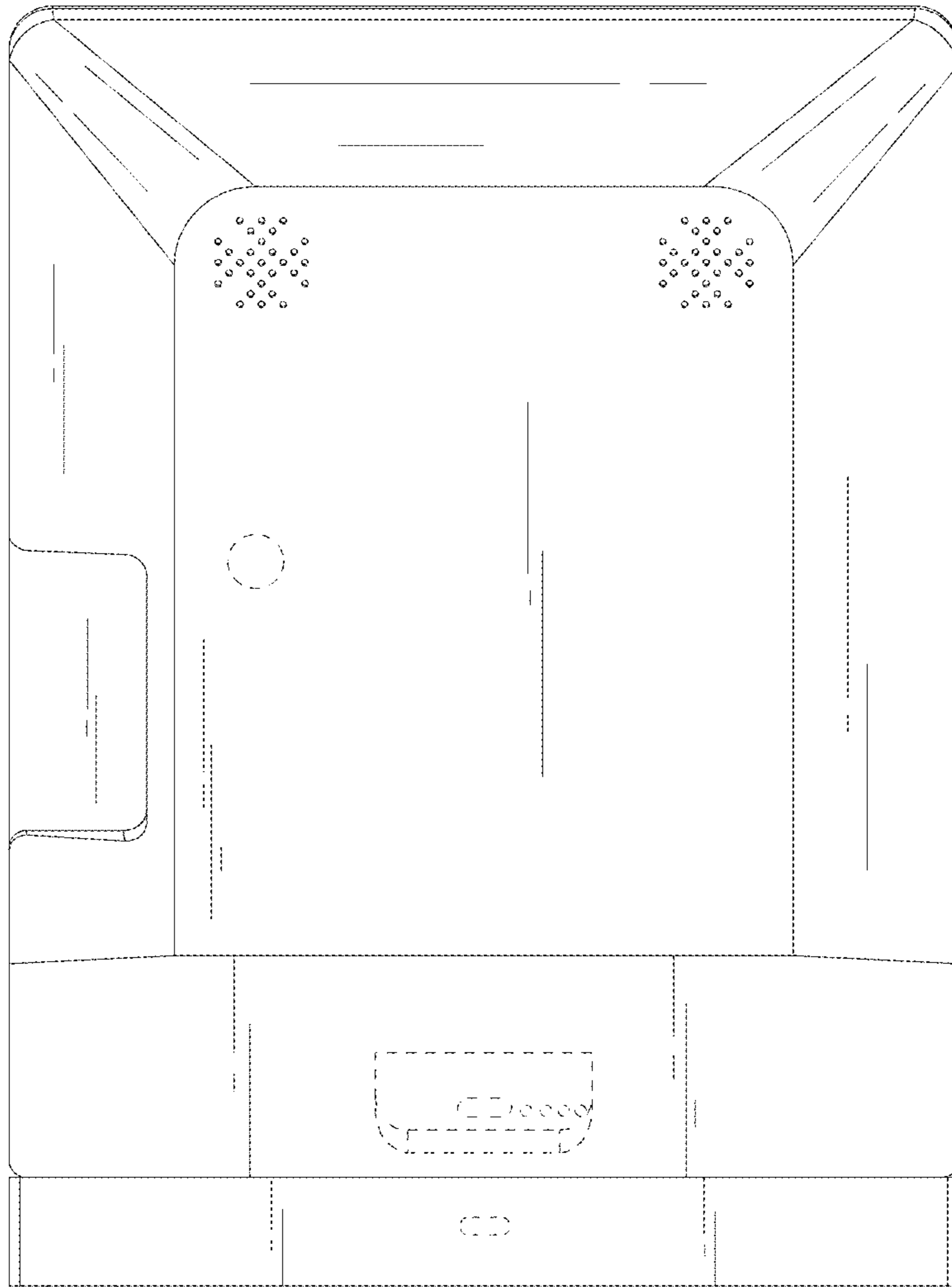


FIG. 6




FIG. 7




FIG. 8

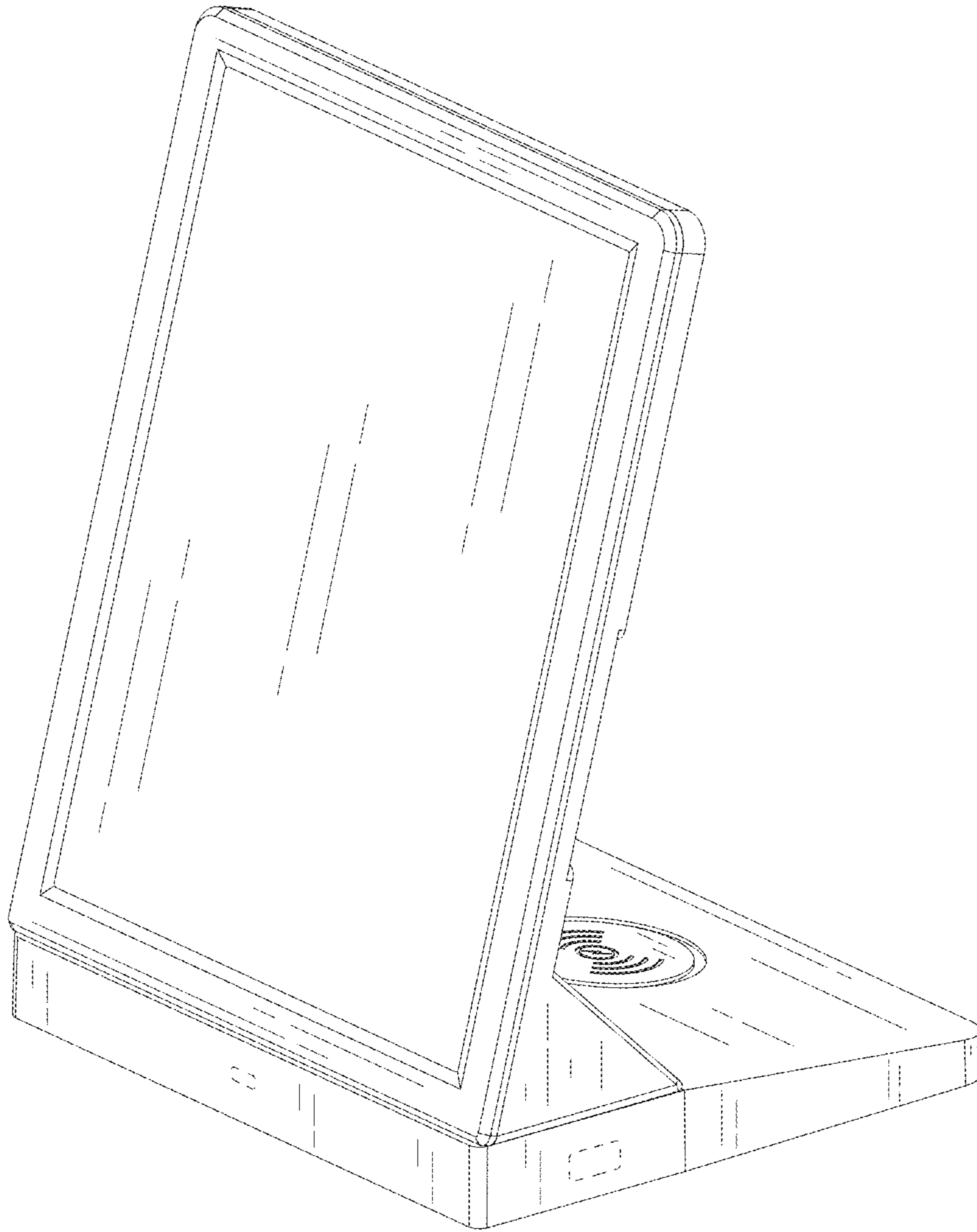


FIG. 9