



US00D971869S

(12) **United States Design Patent**
Liu et al.

(10) **Patent No.:** **US D971,869 S**
(45) **Date of Patent:** **** Dec. 6, 2022**

(54) **MOBILE PHONE**

- (71) Applicant: **OnePlus Technology (Shenzhen) Co., Ltd.**, Shenzhen (CN)
- (72) Inventors: **Haoran Liu**, Shenzhen (CN); **Mingjie Tang**, Shenzhen (CN); **Yuan Zhuang**, Shenzhen (CN); **Jinglin Cai**, Shenzhen (CN); **Sanliang Ruan**, Shenzhen (CN)
- (73) Assignee: **ONEPLUS TECHNOLOGY (SHENZHEN) CO., LTD.**, Shenzhen (CN)

- (**) Term: **15 Years**
- (21) Appl. No.: **29/760,284**
- (22) Filed: **Nov. 30, 2020**

(30) **Foreign Application Priority Data**

Sep. 11, 2020 (CN) 202030540519.5
 Sep. 11, 2020 (CN) 202030540520.8

(51) **LOC (13) Cl.** **14-03**

(52) **U.S. Cl.**
USPC **D14/138 G**

(58) **Field of Classification Search**
 USPC D14/138 R, 138 AA, 138 AB, 138 AC,
 D14/138 AD, 138 C, 138 G, 248,
 D14/341–344, 420, 426
 CPC G06F 1/1626; G06F 1/1686; G06F 1/1605;
 H04M 1/027; H04M 1/0202; H04M
 1/0279; H04M 1/0235; H04M 1/0237;
 H04M 1/0239; H04M 1/0266; H04M
 (Continued)

(56) **References Cited**

U.S. PATENT DOCUMENTS

- D794,594 S * 8/2017 Seo D14/138 G
 - D834,552 S * 11/2018 Ryu D14/138 G
 - D837,175 S * 1/2019 Ryu D14/138 G
- (Continued)

OTHER PUBLICATIONS

OnePlus Nord N10 5G—Full phone specifications, first available Nov. 21, 2020 [online], retrieved Jul. 7, 2022, available at URL: https://www.gsmarena.com/oneplus_nord_n10_5g-10556.php (Year: 2020).*

(Continued)

Primary Examiner — Wendy L Arminio

Assistant Examiner — Carrie S Gelula

(74) *Attorney, Agent, or Firm* — Hodgson Russ LLP

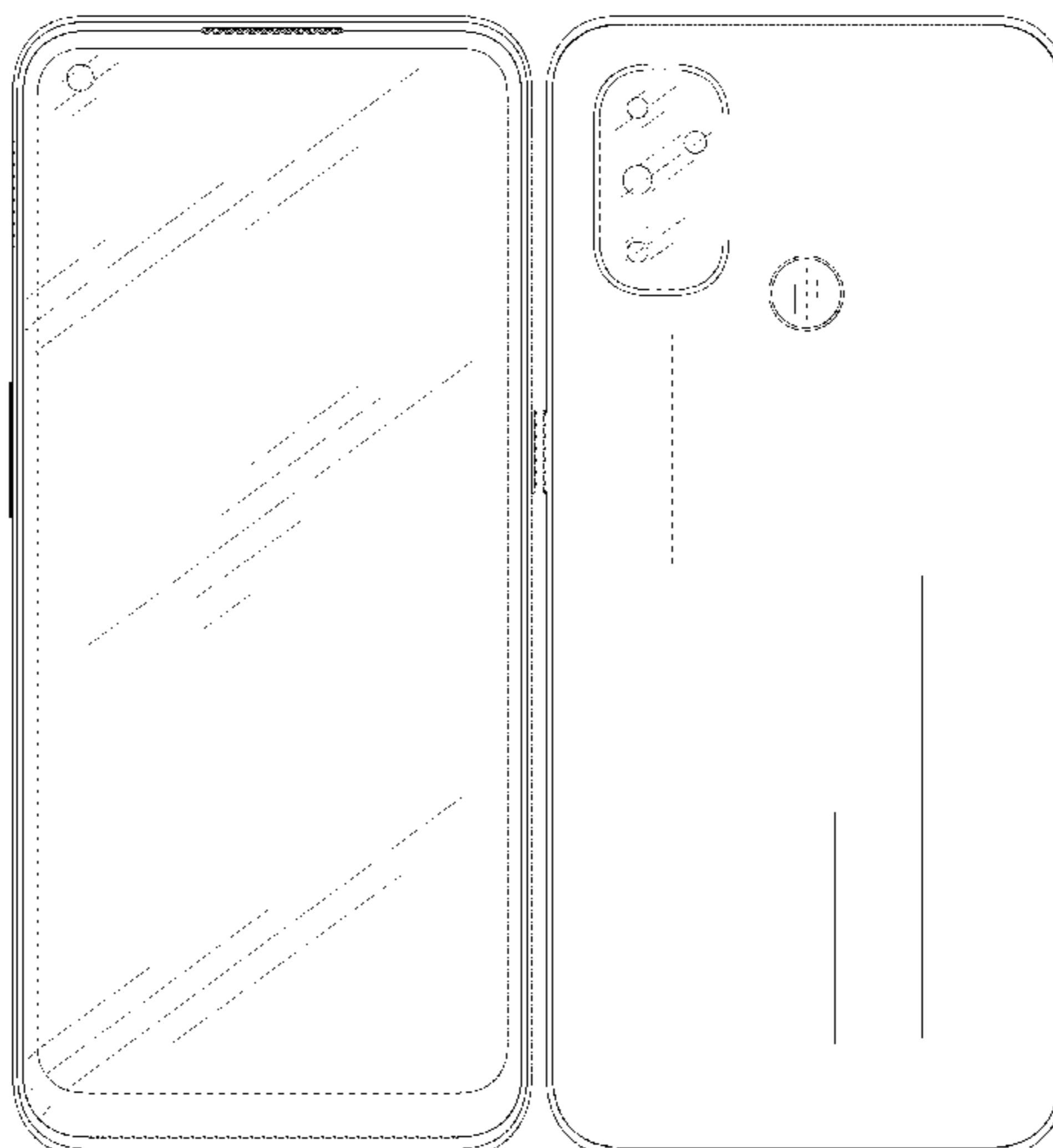
(57) **CLAIM**

The ornamental design for a mobile phone, as shown and described.

DESCRIPTION

FIG. 1 is a perspective view of a mobile phone according to a first embodiment of our design;
 FIG. 2 is another perspective view thereof;
 FIG. 3 is a front elevational view thereof;
 FIG. 4 is a rear elevational view thereof;
 FIG. 5 is a left side elevational view thereof;
 FIG. 6 is a right side elevational view thereof;
 FIG. 7 is an enlarged top plan view thereof;
 FIG. 8 is an enlarged bottom plan view thereof;
 FIG. 9 is a perspective view of a mobile phone according to a second embodiment of our design;
 FIG. 10 is another perspective view thereof;
 FIG. 11 is a front elevational view thereof;
 FIG. 12 is a rear elevational view thereof;
 FIG. 13 is a left side elevational view thereof;
 FIG. 14 is a right side elevational view thereof;
 FIG. 15 is an enlarged top plan view thereof; and,
 FIG. 16 is an enlarged bottom plan view thereof.
 The broken lines in the drawings depict portions of the mobile phone that form no part of the claimed design.
 The oblique lines in the drawings indicate transparency.

1 Claim, 16 Drawing Sheets



(58) **Field of Classification Search**
CPC 1/0268; H04M 1/0295; H01L 27/3232;
G02B 12/001; H04N 5/2257
See application file for complete search history.

(56) **References Cited**

U.S. PATENT DOCUMENTS

D883,945 S * 5/2020 Park D14/138 G
D900,778 S * 11/2020 Cheng D14/138 G
D904,994 S * 12/2020 Lee D14/138 G
D905,653 S * 12/2020 Park D14/138 G
D907,596 S * 1/2021 Liao D14/138 G
D908,655 S * 1/2021 Kim D14/138 G
D912,640 S * 3/2021 Wang D14/138 G
D915,329 S * 4/2021 Kim D14/138 G
D915,330 S * 4/2021 Kim D14/138 G
D915,331 S * 4/2021 Lee D14/138 G
D915,332 S * 4/2021 Ryu D14/138 G

D915,333 S * 4/2021 Shin D14/138 G
D915,338 S * 4/2021 Ryu D14/138 G
D920,275 S * 5/2021 Ryu D14/138 G
D924,191 S * 7/2021 Seo D14/138 G
D924,828 S * 7/2021 Oh D14/138 G
D946,548 S * 3/2022 Kim D14/138 G
D947,804 S * 4/2022 McPhail D14/138 AA
D949,119 S * 4/2022 Park D14/138 G
D949,120 S * 4/2022 Zhao D14/138 G
D951,897 S * 5/2022 Ha D14/138 G
D954,670 S * 6/2022 Lee D14/138 G
D955,354 S * 6/2022 Cho D14/138 G

OTHER PUBLICATIONS

OnePlus Nord N100—Full phone specifications, first available Nov. 11, 2020 [online], retrieved Jul. 7, 2022, available at URL: https://www.gsmarena.com/oneplus_nord_n100-10557.php (Year: 2020).*

* cited by examiner

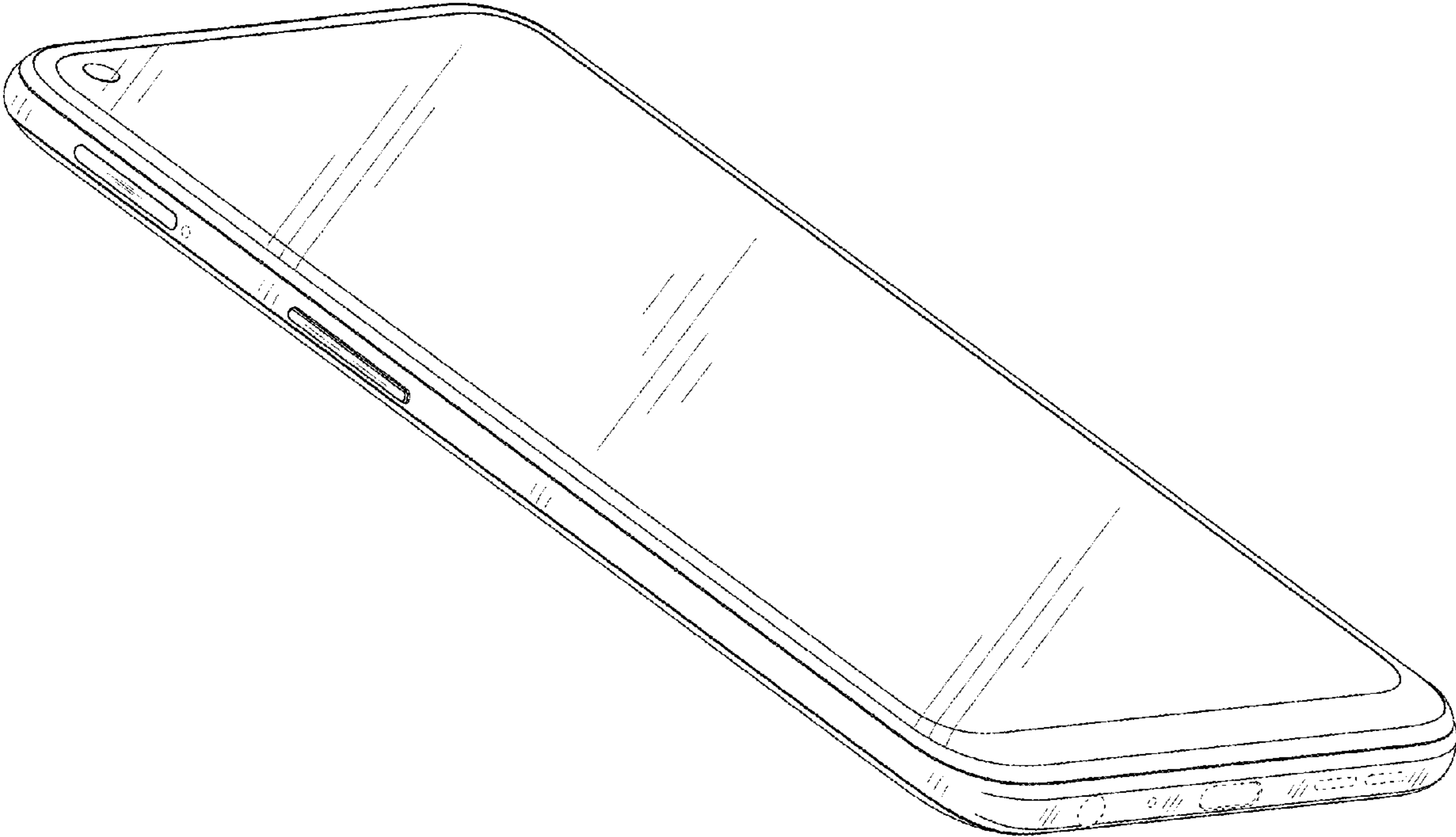


FIG. 1

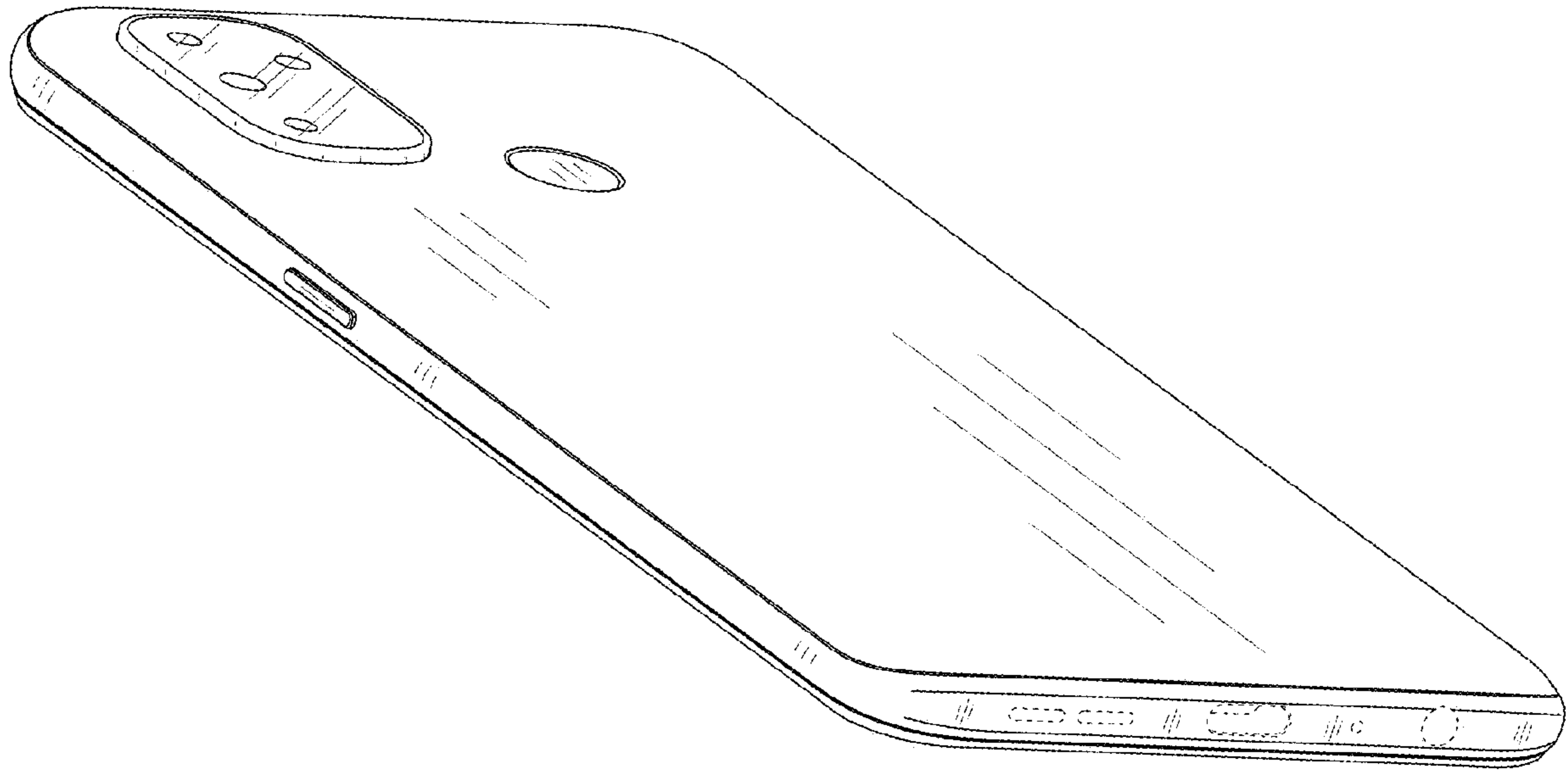


FIG. 2




FIG. 3



FIG. 4

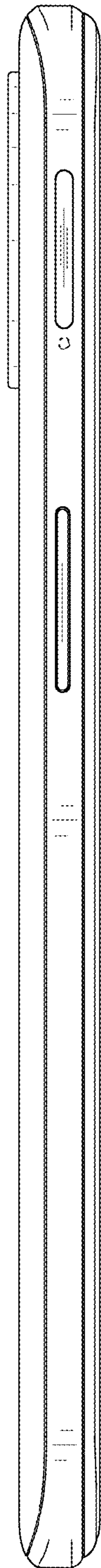


FIG. 5

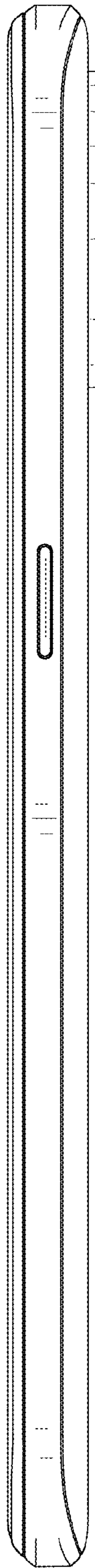


FIG. 6




FIG. 7

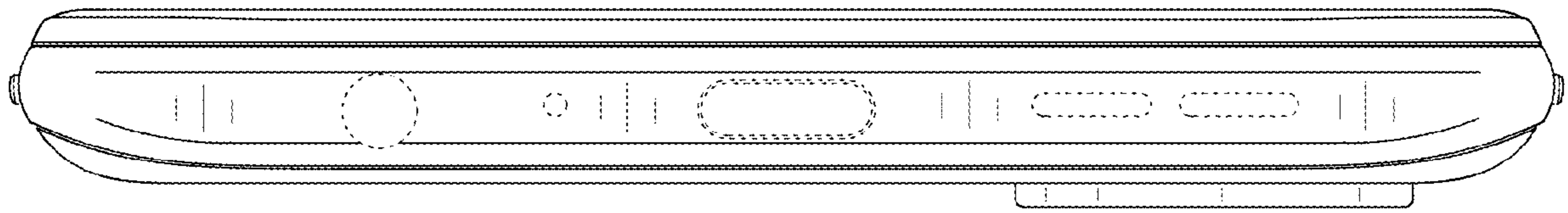


FIG. 8

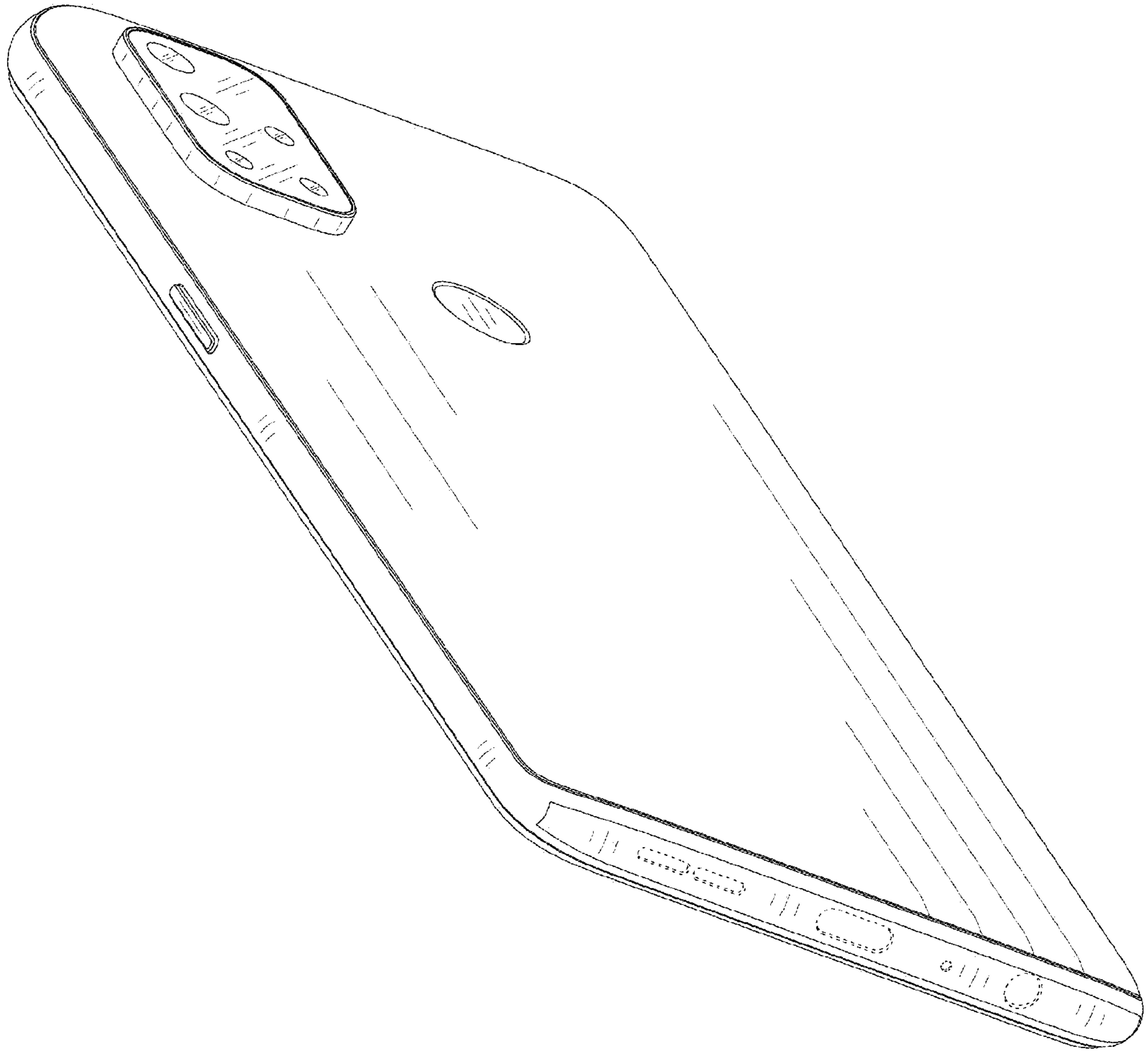


FIG. 9

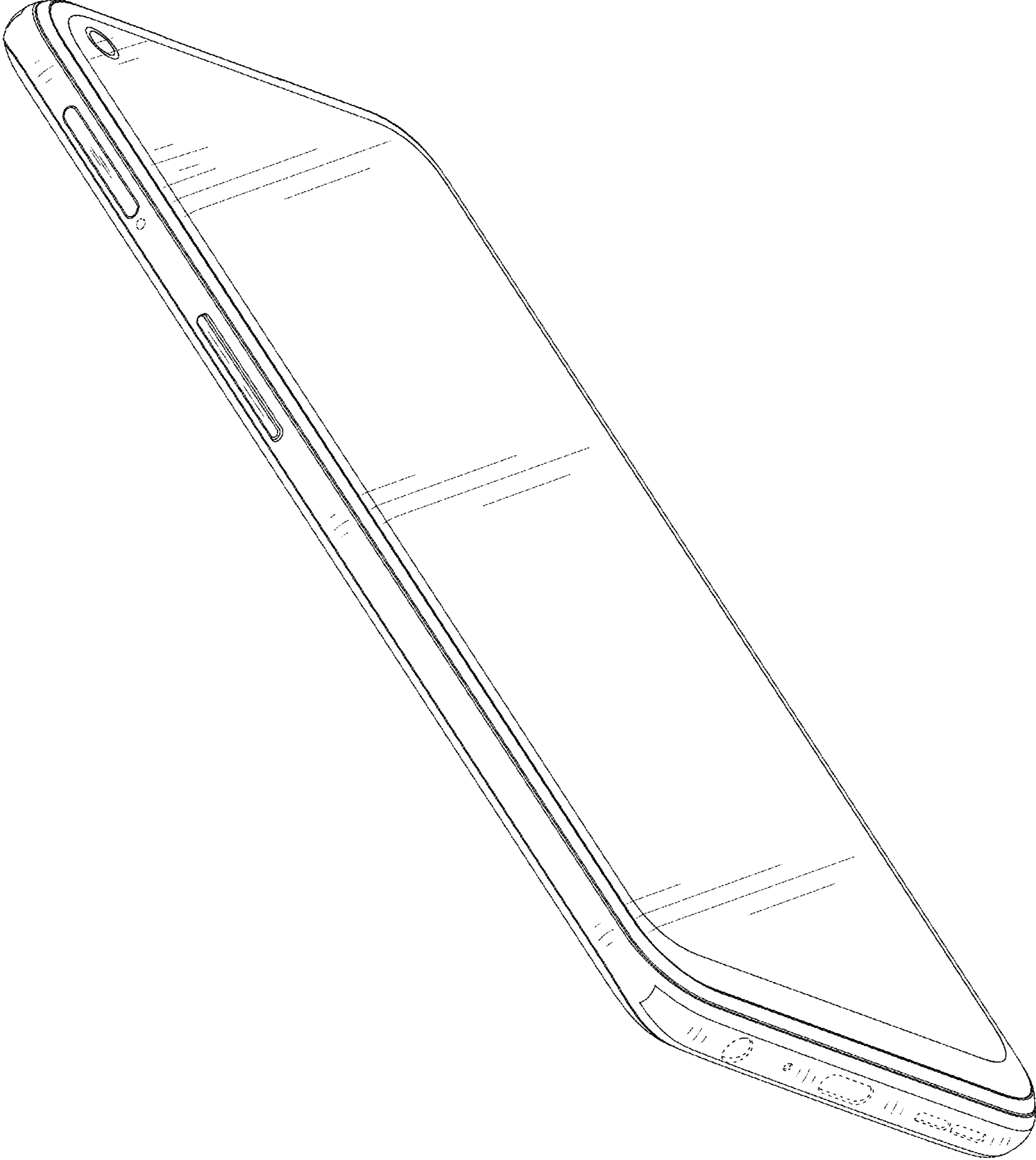


FIG. 10

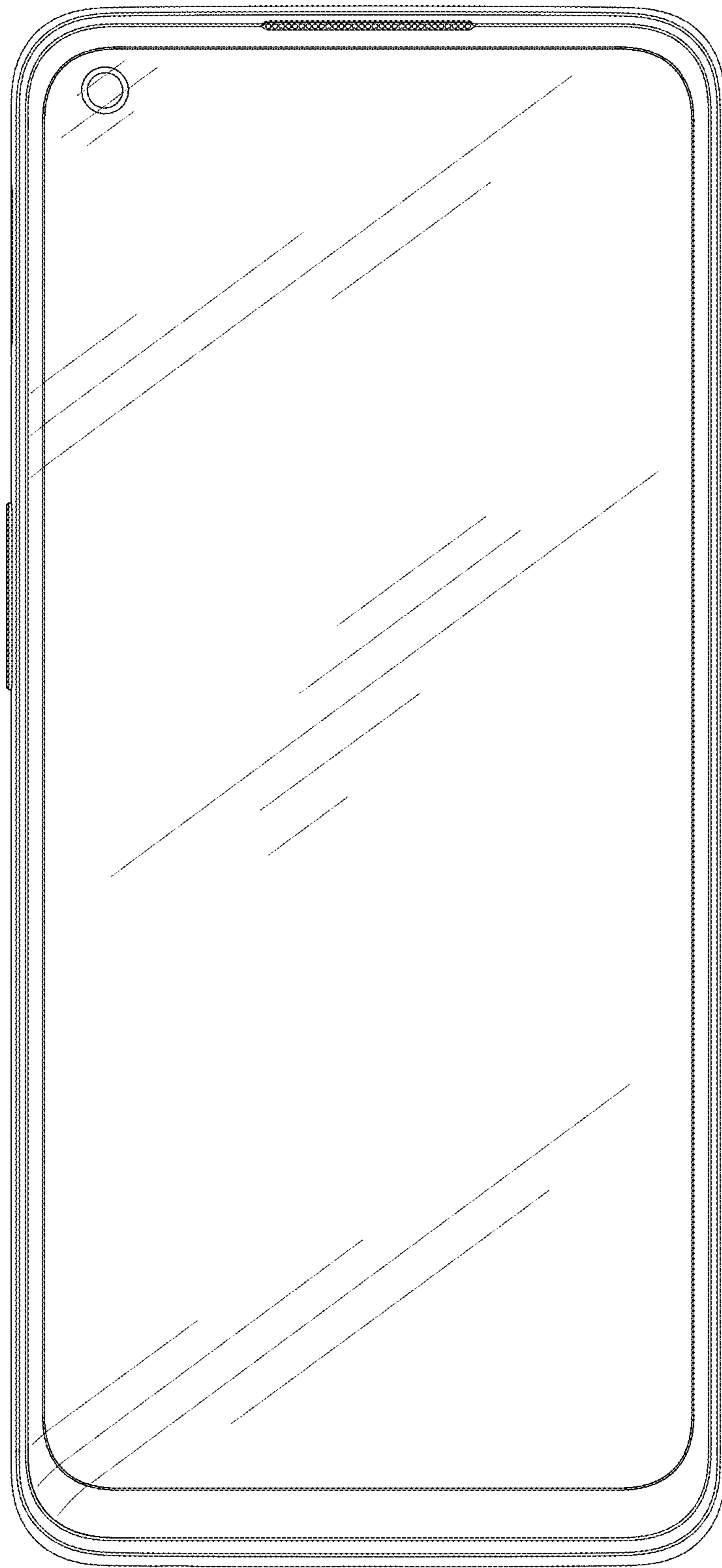


FIG. 11

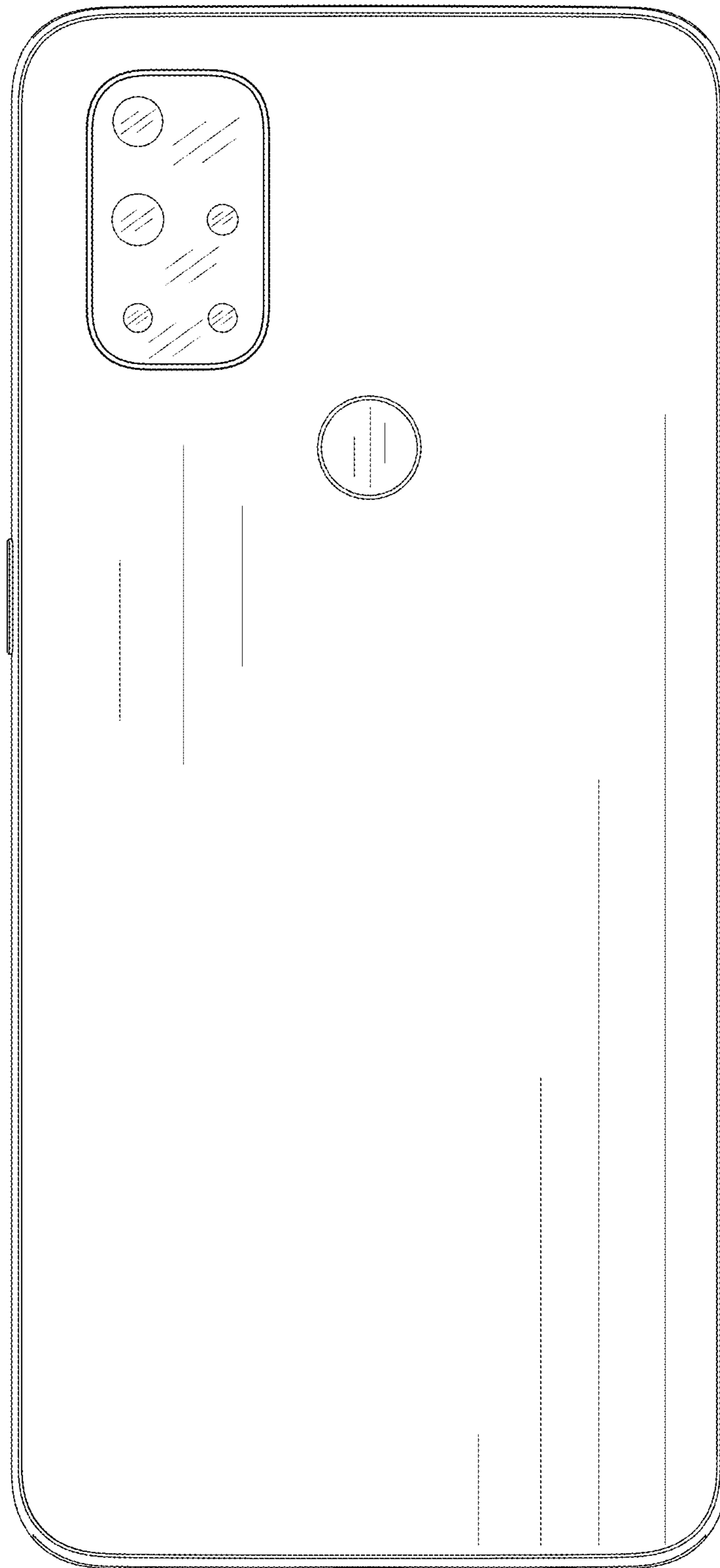


FIG. 12

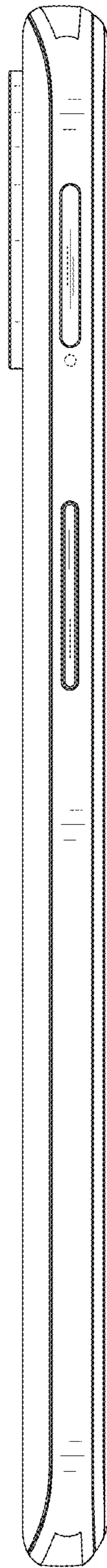


FIG. 13

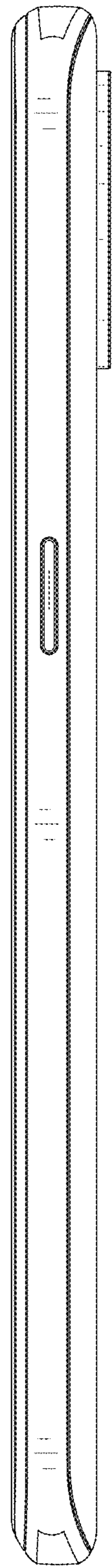


FIG. 14

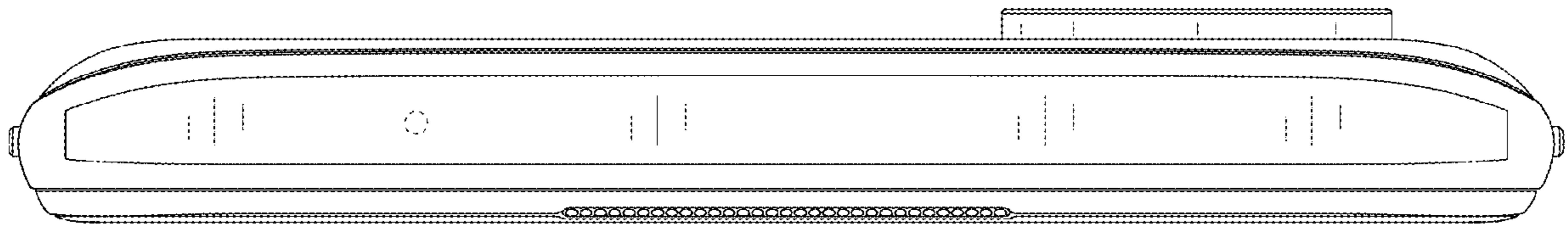


FIG. 15

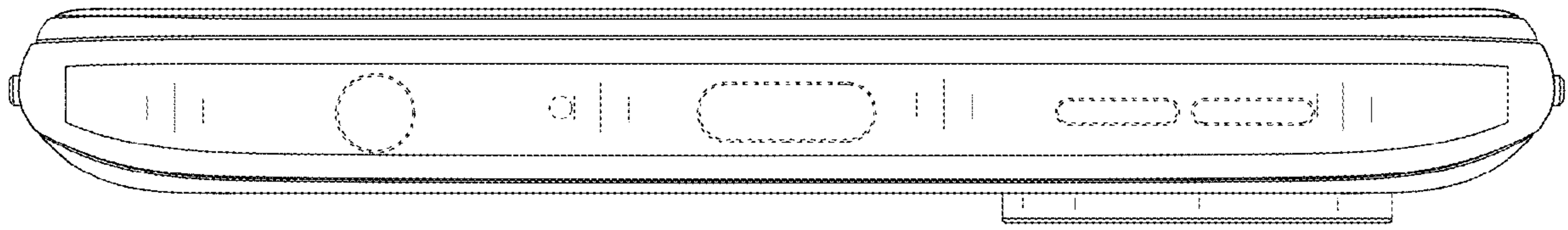


FIG. 16