



US00D971859S

(12) **United States Design Patent** (10) **Patent No.:** **US D971,859 S**
Altonen et al. (45) **Date of Patent:** **** *Dec. 6, 2022**

(54) **CONTROL DEVICE**

(71) Applicant: **Lutron Technology Company LLC**,
Coopersburg, PA (US)
(72) Inventors: **Gregory S. Altonen**, Easton, PA (US);
Jason C. Killo, Emmaus, PA (US);
Brad M. Kreschollek, Bethlehem, PA
(US); **Madia L. Rivera**, Bethlehem, PA
(US)
(73) Assignee: **Lutron Technology Company LLC**,
Coopersburg, PA (US)

(*) Notice: This patent is subject to a terminal dis-
claimer.

(**) Term: **15 Years**

(21) Appl. No.: **29/824,826**

(22) Filed: **Jan. 27, 2022**

Related U.S. Application Data

(63) Continuation of application No. 29/771,118, filed on
Feb. 19, 2021, now Pat. No. Des. 945,382, which is
a continuation of application No. 29/688,169, filed on
Apr. 18, 2019, now Pat. No. Des. 913,252, which is
a continuation of application No. 29/633,659, filed on
Jan. 15, 2018, now Pat. No. Des. 846,507.

(51) **LOC (13) Cl.** **14-03**

(52) **U.S. Cl.**
USPC **D13/168**; D14/488; D13/174

(58) **Field of Classification Search**
USPC D13/162, 168, 174; D14/488, 489, 492,
D14/494
CPC . H01H 2009/187; H03J 1/0025; G08C 17/02;
G08C 19/28; G08C 23/02; H05K 5/0017
See application file for complete search history.

(56) **References Cited**

U.S. PATENT DOCUMENTS

6,222,921 B1 4/2001 Mugura et al.
D496,335 S 9/2004 Spira
D512,726 S 12/2005 Hernandez et al.
D539,758 S 4/2007 Blair et al.
D592,607 S 5/2009 Felegy, Jr. et al.
D625,273 S 10/2010 Felegy, Jr. et al.
D631,854 S 2/2011 Blair et al.
D633,874 S 3/2011 Feldstein et al.
D638,375 S 5/2011 Clymer et al.

(Continued)

OTHER PUBLICATIONS

Designer see Touch Engraving Schedule, Rev 5, Lutron Electronics
Co., Inc., Dec. 2009.

(Continued)

Primary Examiner — Selina Sikder

(74) *Attorney, Agent, or Firm* — Saidman Design Law
Group, LLC

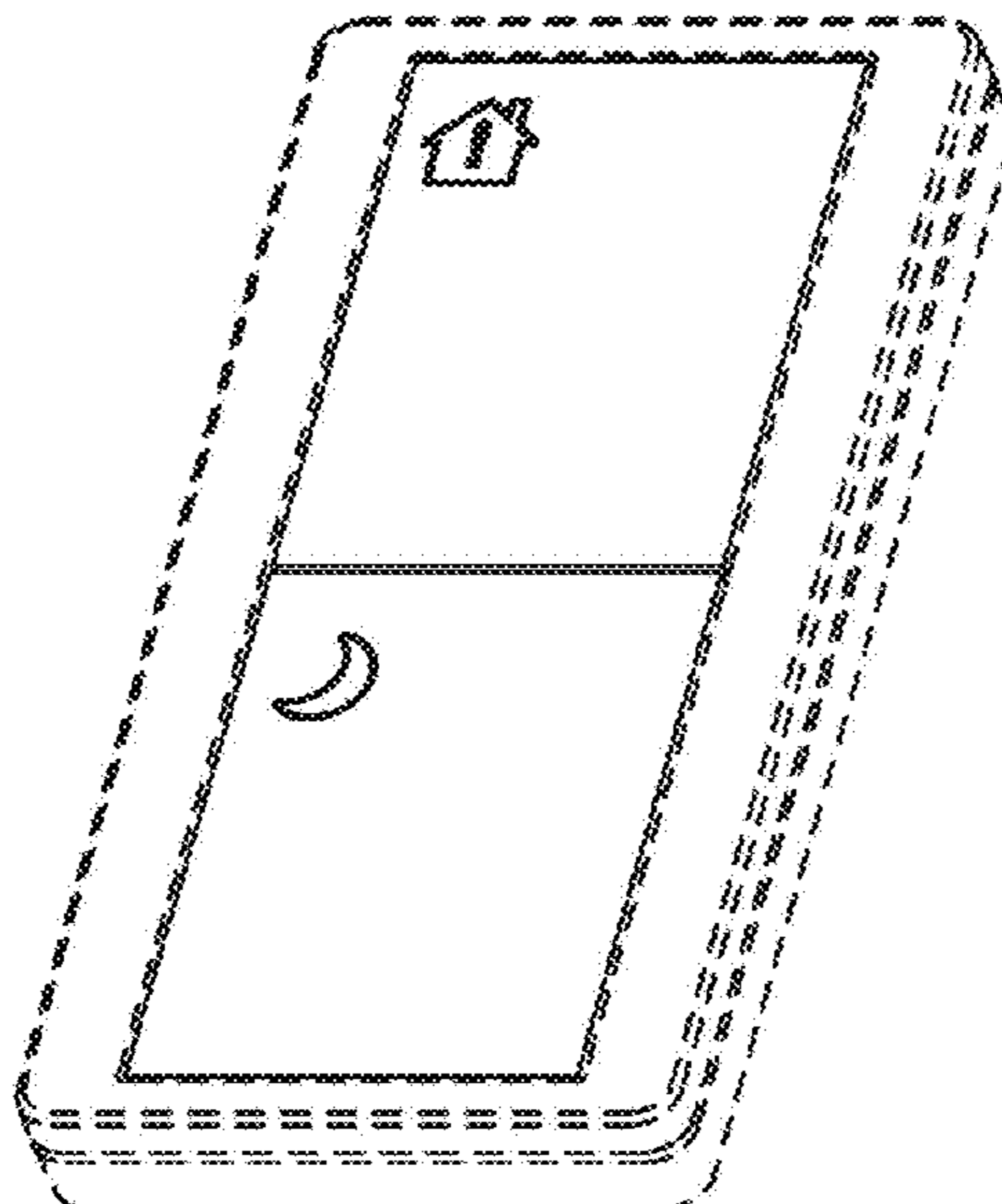
(57) **CLAIM**

We claim the ornamental design for a control device, as
shown and described.

DESCRIPTION

FIG. 1 is a perspective view of a control device showing our
new design;
FIG. 2 is a front view thereof;
FIG. 3 is a left side view thereof;
FIG. 4 is a right side view thereof;
FIG. 5 is a top view thereof; and,
FIG. 6 is a bottom view thereof.
The rear view forms no part of the claimed design and is
omitted.
The uniform dashed broken lines illustrate structure or
features which form no part of the claimed design; the broken
lines themselves form no part of the claimed design.

1 Claim, 4 Drawing Sheets



(56)

References Cited

U.S. PATENT DOCUMENTS

D646,232 S 10/2011 Felegy, Jr. et al.
 D649,123 S 11/2011 Jacoby et al.
 D649,124 S 11/2011 Jacoby et al.
 D655,254 S 3/2012 Jacoby et al.
 D690,668 S 10/2013 Jacoby et al.
 D694,197 S 11/2013 Felegy, Jr. et al.
 D694,716 S 12/2013 Felegy, Jr. et al.
 D702,700 S 4/2014 Thompson et al.
 D713,360 S 9/2014 Spira
 D723,053 S 2/2015 Nagaoka
 D738,321 S 9/2015 Spira
 D752,107 S 3/2016 Yun et al.
 D755,736 S 5/2016 Altonen et al.
 D757,100 S 5/2016 Butcher et al.
 D768,581 S 10/2016 Spira
 D771,648 S 11/2016 Rodriguez
 D774,470 S 12/2016 Altonen et al.
 D775,177 S 12/2016 Duchene et al.
 D795,202 S 8/2017 Dimberg et al.
 D795,918 S 8/2017 Bischoff et al.
 D795,926 S 8/2017 Bischoff et al.
 D797,131 S 9/2017 Mizono et al.
 D818,445 S 5/2018 Altonen et al.
 D820,293 S 6/2018 Poel et al.
 D822,061 S 7/2018 Maibach
 D846,507 S * 4/2019 Altonen D13/168
 10,263,802 B2 4/2019 Burns et al.
 D849,050 S 5/2019 Clymer et al.
 D856,288 S 8/2019 Altonen et al.
 D859,326 S * 9/2019 Cox D13/164
 D872,122 S 1/2020 Altonen et al.
 D873,847 S 1/2020 Clymer
 D913,252 S * 3/2021 Altonen D13/168

D937,317 S * 11/2021 Altonen D14/488
 D945,382 S * 3/2022 Altonen D14/488
 2009/0271712 A1 10/2009 Ligh et al.
 2012/0130513 A1 5/2012 Hao et al.
 2013/0187780 A1 7/2013 Angelides
 2013/0305184 A1 11/2013 Kim et al.
 2014/0237378 A1 8/2014 Gonen et al.
 2014/0268628 A1 9/2014 Mann et al.
 2015/0227223 A1 8/2015 Kang et al.
 2016/0057029 A1 2/2016 Iida et al.
 2016/0085431 A1 3/2016 Kim et al.
 2016/0306509 A1 10/2016 Jeon et al.
 2016/0364114 A1 12/2016 Von Dehsen et al.
 2017/0185278 A1 6/2017 Sundermeyer et al.
 2017/0193617 A1 7/2017 Gauglitz
 2017/0364239 A1 12/2017 Gould et al.
 2018/0321825 A1 11/2018 Martinelli
 2019/0034051 A1 1/2019 Jeon et al.

OTHER PUBLICATIONS

“Smart Home for Beginners: Smart Home Security” Dec. 2, 2016, alarm.com, site visited Apr. 12, 2019: <https://www.alarm.com/blog/smart-home-beginners-security-system>.
 Null, Christopher, “Ooma Home Security review: The Ooma Telo VoIP telephone system gets a security upgrade” Jul. 3, 2017, TechHive, site visited Apr. 12, 2019: <https://www.techhive.com/article/3204514/ooma-home-security-review-the-ooma-telo-voip-telephone-system-gets-a-security-upgrade.html>.
 Lutron Connect App Guide, Rev. 2.0, Lutron Electronics Co., Inc., Sep. 16, 2016, 22 pp.
 U.S. Appl. No. 29/633,657, filed Jan. 15, 2018 (abandoned).
 U.S. Appl. No. 29/633,663, filed Jan. 15, 2018 (unpublished).

* cited by examiner

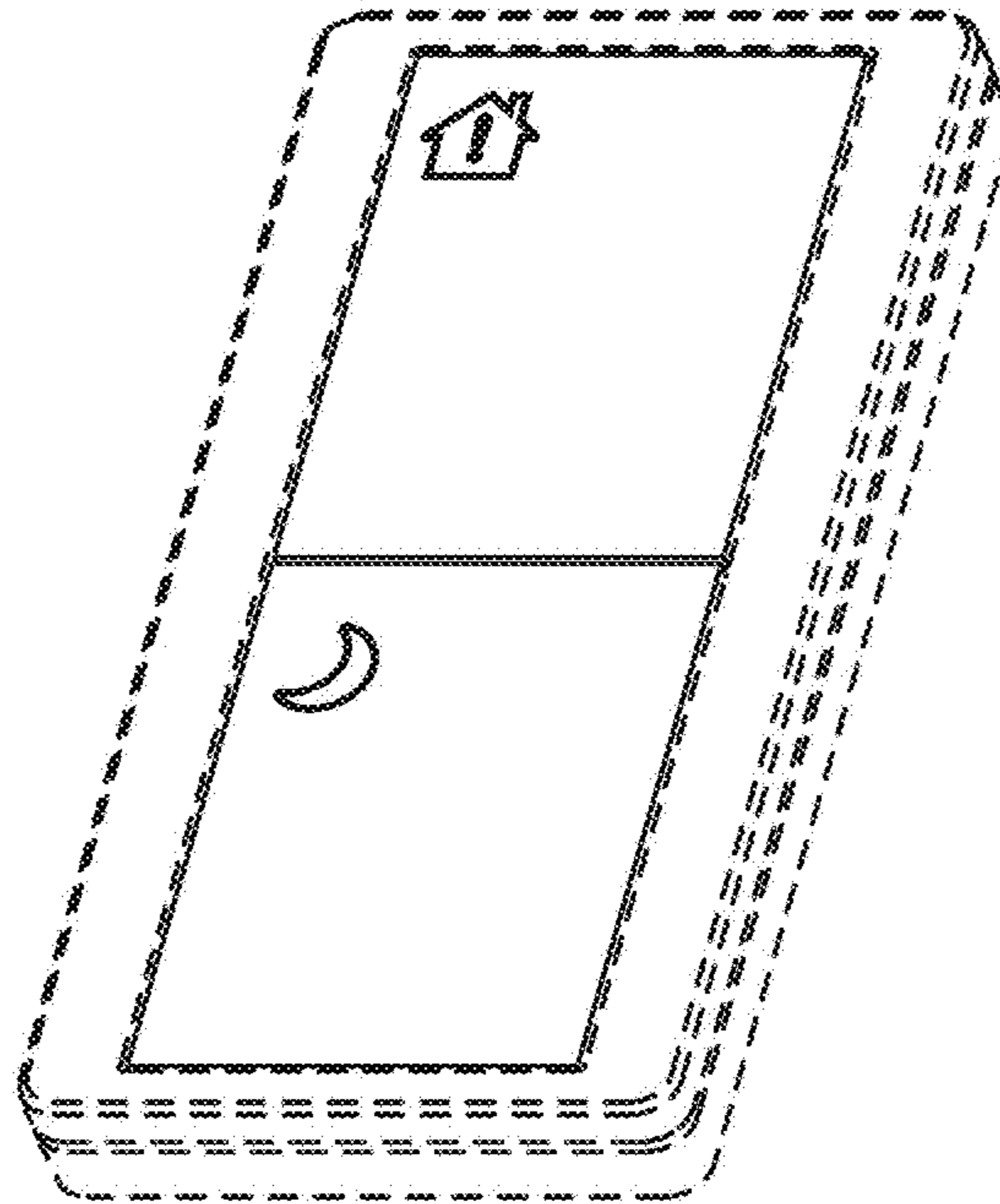


FIG. 1

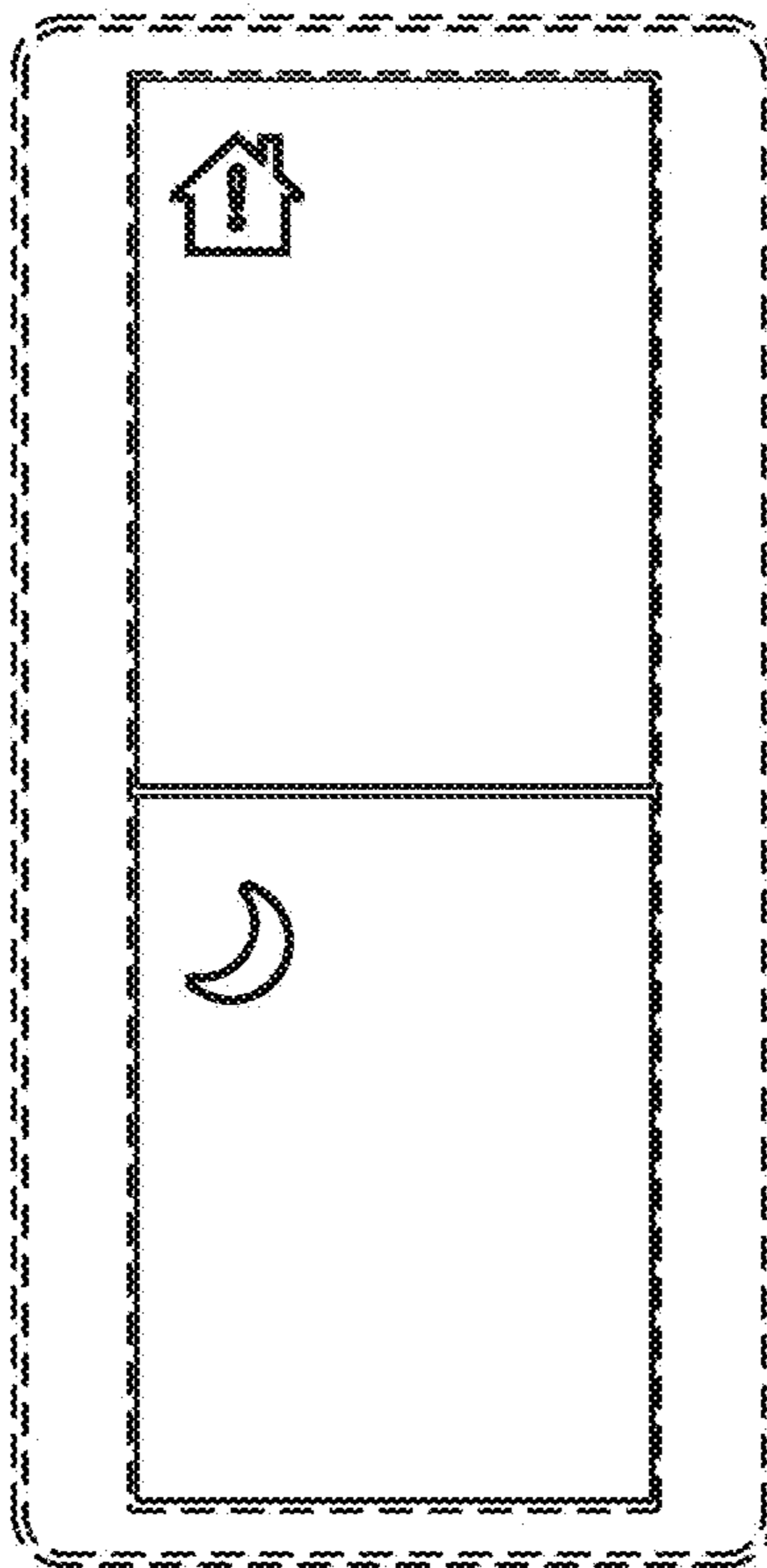


FIG. 2

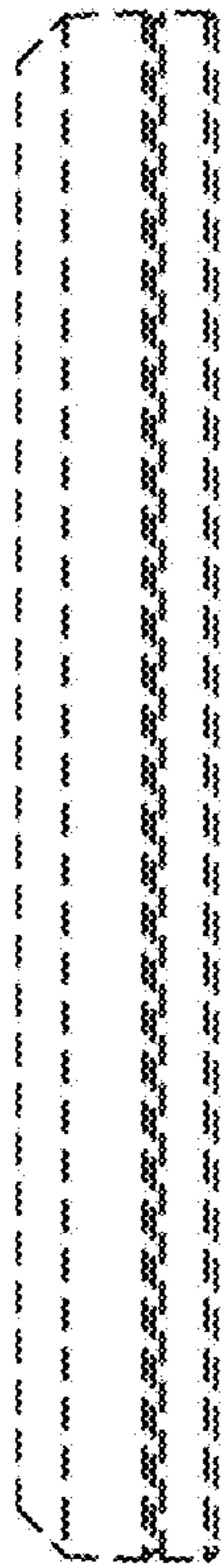


FIG. 3

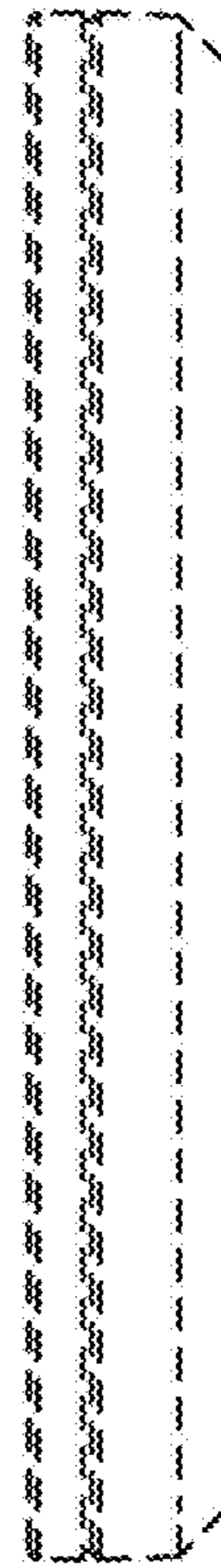


FIG. 4




FIG. 5



FIG. 6