



US00D971826S

(12) **United States Design Patent** (10) **Patent No.:** **US D971,826 S**  
**Zivanovic** (45) **Date of Patent:** **\*\* Dec. 6, 2022**

(54) **BATTERY PACK**

(71) Applicant: **Nanjing Chervon Industry Co., Ltd.**,  
Nanjing (CN)

(72) Inventor: **Slobodan Zivanovic**, Naperville, IL  
(US)

(73) Assignee: **Nanjing Chervon Industry Co., Ltd.**,  
Nanjing (CN)

(\*\*) Term: **15 Years**

(21) Appl. No.: **29/778,470**

(22) Filed: **Apr. 13, 2021**

(30) **Foreign Application Priority Data**

Mar. 11, 2021 (CN) ..... 202130131650.0

(51) **LOC (13) Cl.** ..... **13-02**

(52) **U.S. Cl.**  
USPC ..... **D13/103**

(58) **Field of Classification Search**

USPC ..... D13/102–106, 110, 118–119, 184  
CPC . Y02E 60/10; H01M 2220/30; H01M 50/209;  
H01M 50/213; H01M 50/183; H01M  
50/10; H01M 50/529; H01M 50/531;  
H01M 10/0525; H01M 10/0436; H01M  
10/052; H01M 10/0565; H01M 10/30;  
H01M 10/345; H01M 10/425; H01M  
2010/0495; B25F 5/02; B25F 5/00; A61B  
2017/00734

See application file for complete search history.

(56) **References Cited**

U.S. PATENT DOCUMENTS

D537,408 S *	2/2007	Aglassinger	.....	D13/103
D705,729 S *	5/2014	Inskeep	.....	D13/110
D718,705 S *	12/2014	Naksen	.....	D13/103
D801,919 S *	11/2017	Elder	.....	D13/103
D812,555 S *	3/2018	Schoch	.....	D13/103
D841,572 S *	2/2019	Gilpatrick	.....	D13/103
10,405,707 B2 *	9/2019	Zhu	.....	F04D 29/545
D899,362 S *	10/2020	LaFave	.....	D13/110
D911,269 S *	2/2021	Matteo	.....	D13/103
D912,615 S *	3/2021	Li	.....	D13/103
11,029,941 B2 *	6/2021	Yang	.....	H02J 7/0045
D924,794 S *	7/2021	Kuang	.....	D13/103
11,094,969 B2 *	8/2021	Yang	.....	H02J 7/00036

\* cited by examiner

*Primary Examiner* — Nathaniel D. Buckner

(74) *Attorney, Agent, or Firm* — Greenberg Traurig, LLP

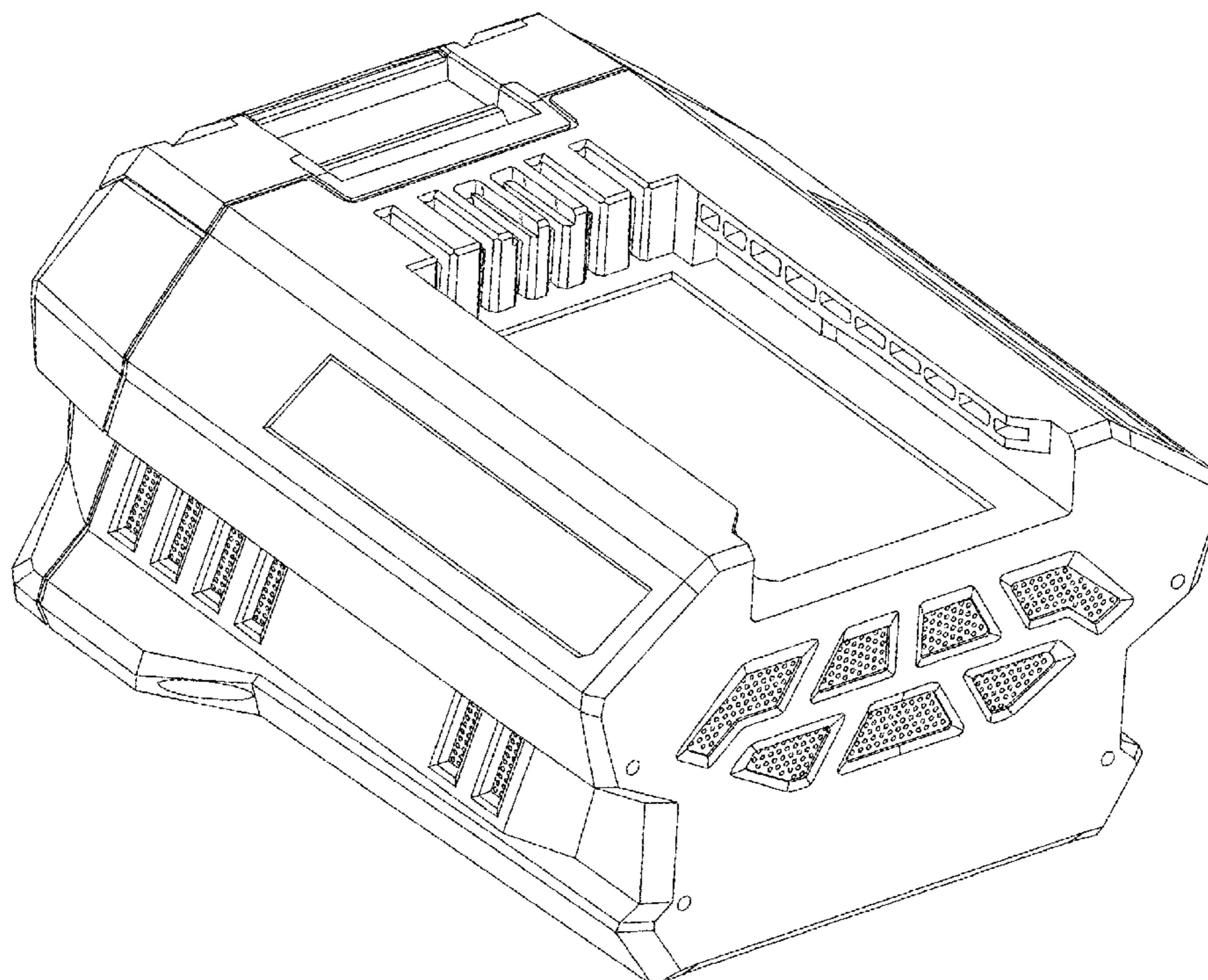
(57) **CLAIM**

What is claimed is the ornamental design for a battery pack,  
as shown and described.

**DESCRIPTION**

FIG. 1 is a front side elevational view of a battery pack showing my new design;  
FIG. 2 is a rear side elevational view thereof;  
FIG. 3 is a left side elevational view thereof;  
FIG. 4 is a right side elevational view thereof;  
FIG. 5 is a top plan view thereof;  
FIG. 6 is a bottom plan view thereof; and,  
FIG. 7 is a front perspective view thereof.

**1 Claim, 7 Drawing Sheets**



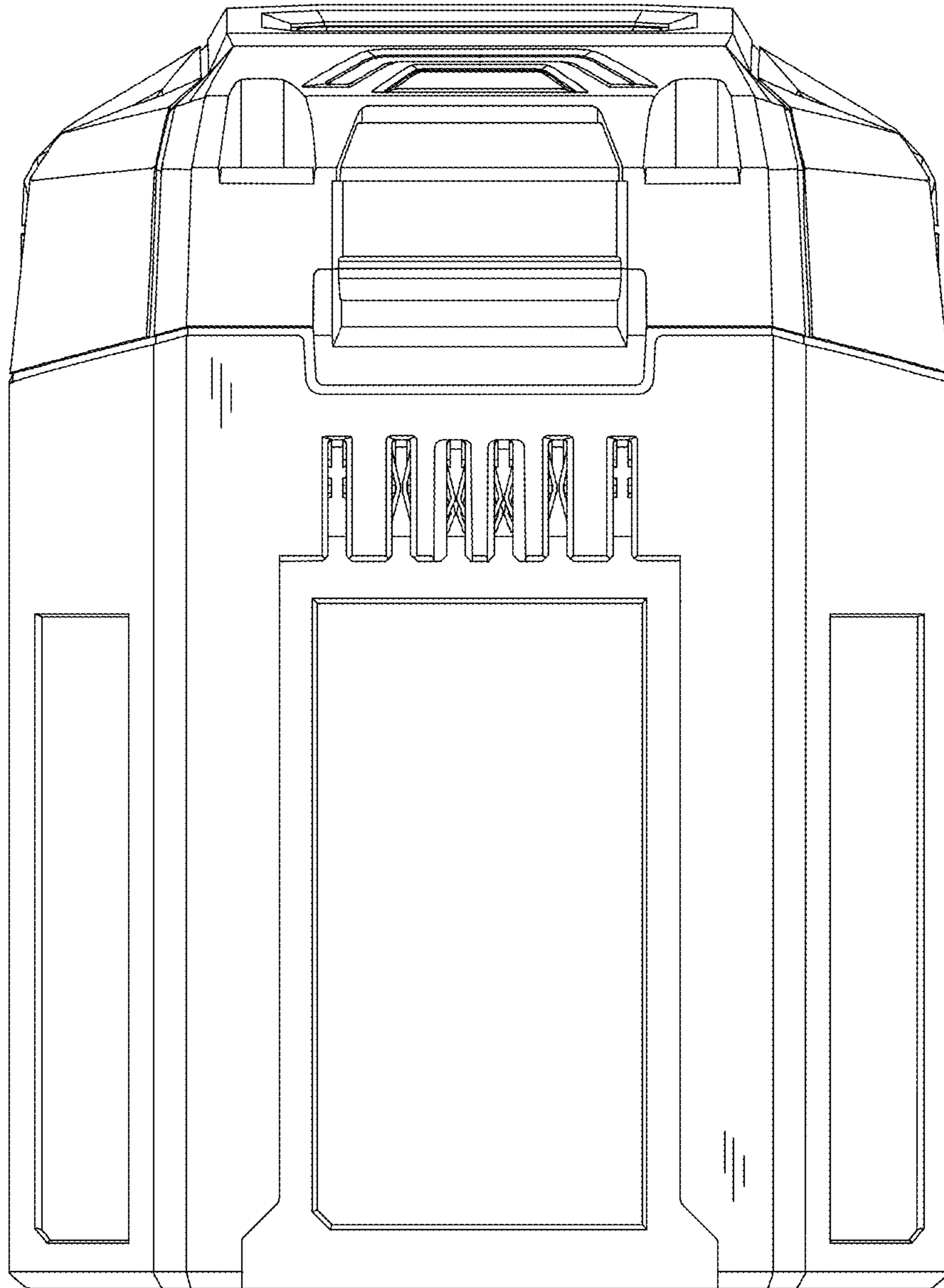


Fig. 1

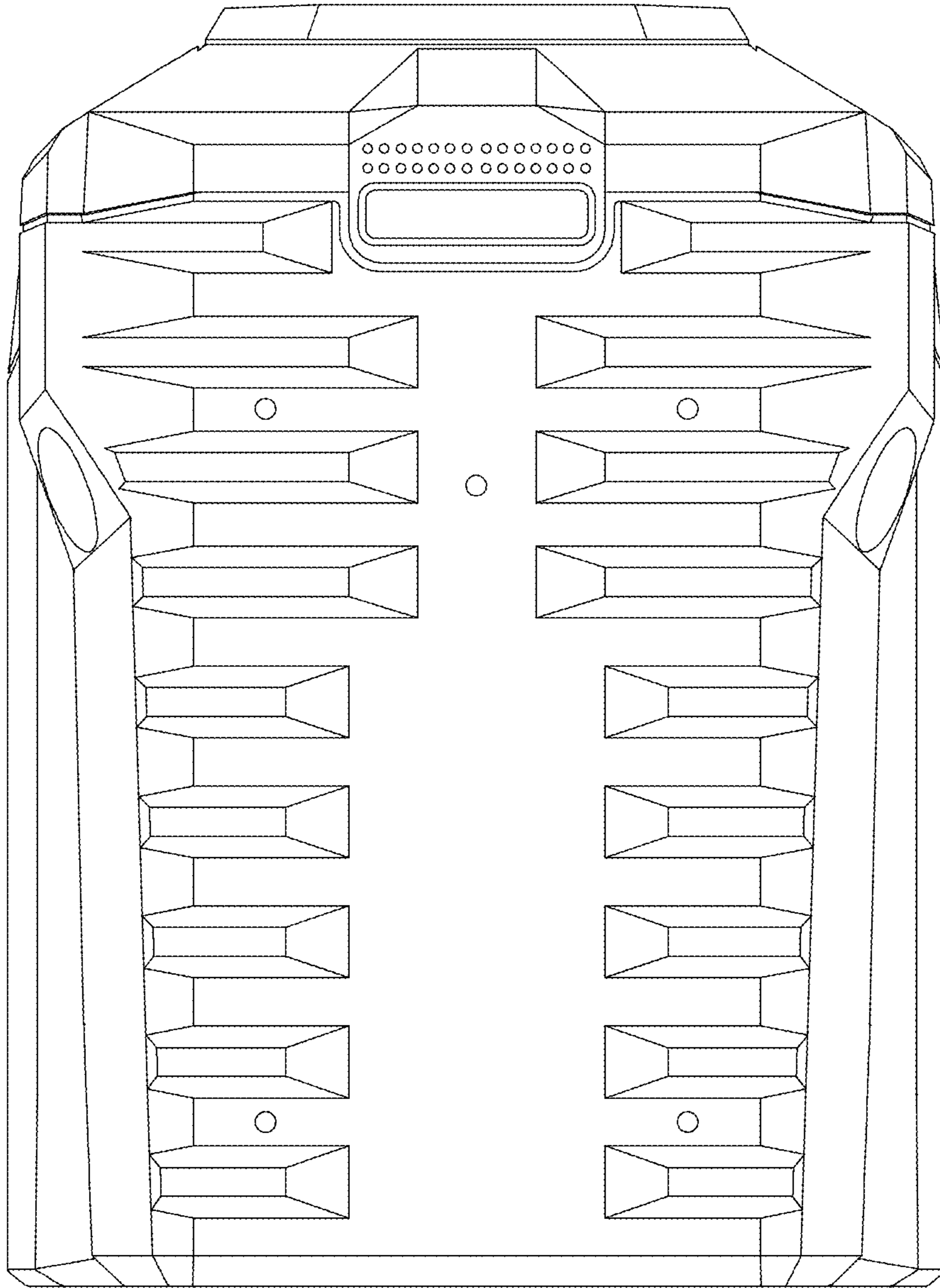


Fig. 2




Fig. 3






Fig. 4

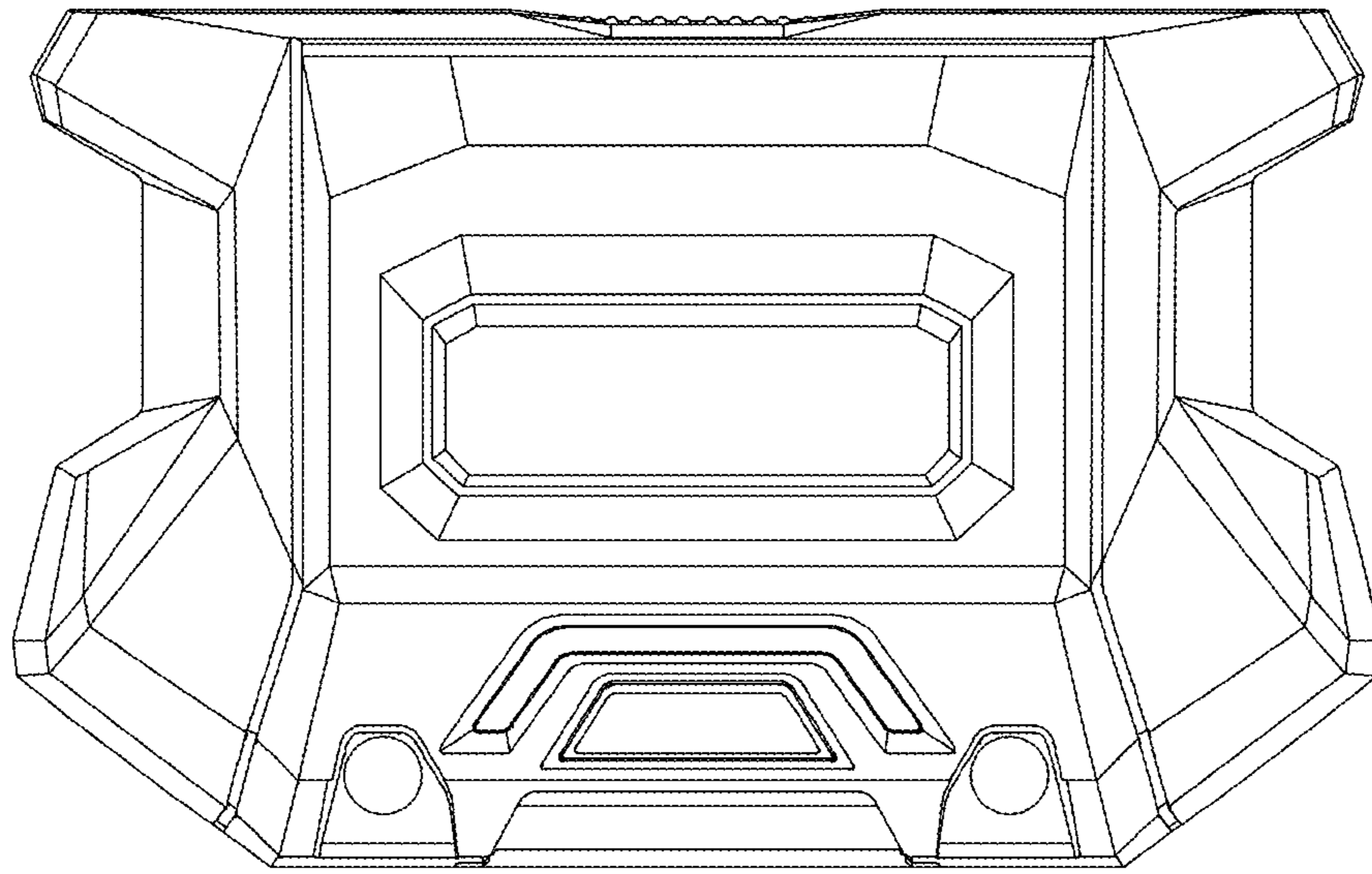


Fig. 5

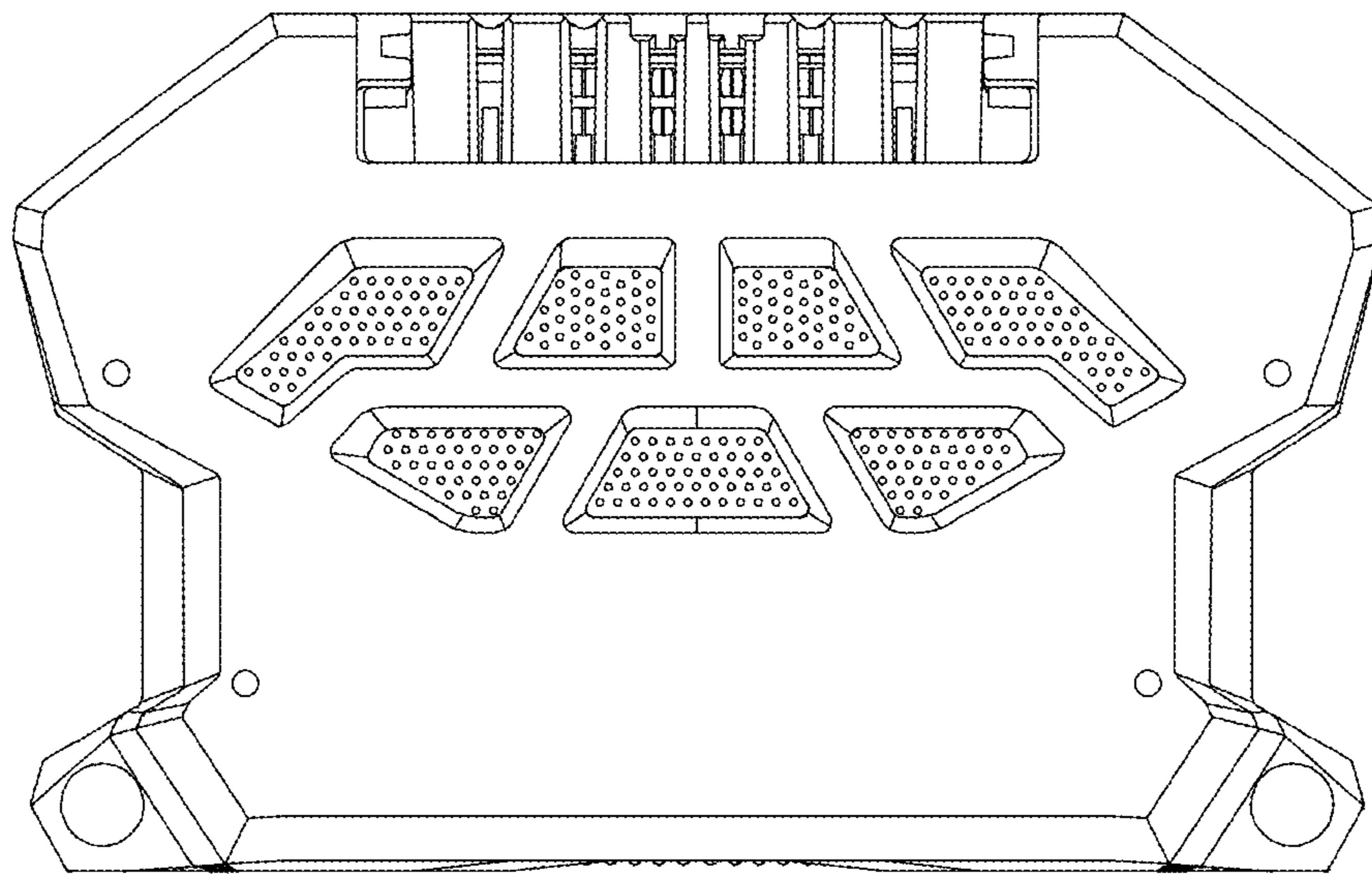


Fig. 6

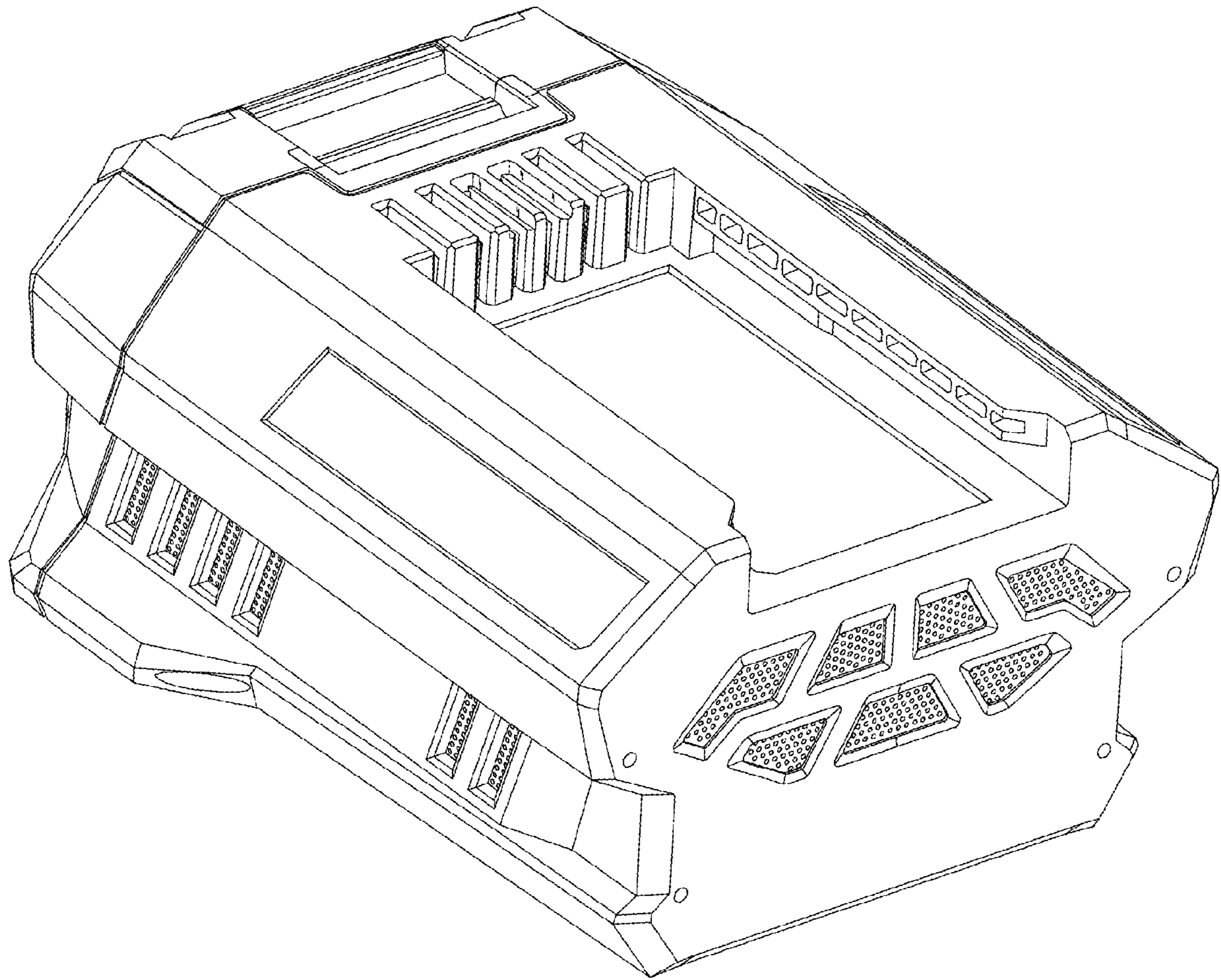


Fig. 7