



US00D971816S

(12) **United States Design Patent**
Jiang

(10) **Patent No.:** **US D971,816 S**

(45) **Date of Patent:** **** Dec. 6, 2022**

(54) **AT TIRE**

(71) Applicant: **Fury Off-Road Tires LLC**, Irving, TX (US)

(72) Inventor: **Limin Jiang**, Irving, TX (US)

(**) Term: **15 Years**

(21) Appl. No.: **29/746,645**

(22) Filed: **Aug. 14, 2020**

(51) **LOC (13) Cl.** **12-15**

(52) **U.S. Cl.**
USPC **D12/579**

(58) **Field of Classification Search**
USPC D12/568-605, 900
CPC Y10T 152/10027; B60C 1/0016; B60C 11/0306; B60C 11/0302; B60C 3/06; B60C 9/17
See application file for complete search history.

(56) **References Cited**

U.S. PATENT DOCUMENTS

D642,512 S *	8/2011	Jacobs	D12/600
D731,404 S *	6/2015	Jacobs	D12/605
D736,145 S *	8/2015	Jacobs	D12/594
D743,878 S *	11/2015	Mathis	D12/579
D773,980 S *	12/2016	Takahashi	D12/579
D844,546 S *	4/2019	Sakamoto	D12/900
D845,224 S *	4/2019	Kochanek	D12/900
D859,297 S *	9/2019	Liu	D12/579
D884,587 S *	5/2020	Jiang	D12/579
D899,350 S *	10/2020	Henderson	D12/594
D932,421 S *	10/2021	Bonifas	D12/579
D935,985 S *	11/2021	Wang	D12/579

D937,182 S *	11/2021	Fox	D12/579
D937,756 S *	12/2021	Gaydos	D12/579
D942,367 S *	2/2022	Jiang	D12/579

OTHER PUBLICATIONS

Fury Country Hunter A/T [Mar. 15, 2022] found online [Mar. 15, 2022]—https://simpletire.com/paid?v=1&tireSize=lt275-70r18&mpn=at2757018a&brand=fury&productLine=country-hunter-a-t&itemId=211673&utm_creative=578360082701&utm_term=&utm_campaign=G_Shopping_Region_02&utm_source=google&utm_medium=cpc&hsa_acc=2136589202&hsa_*

* cited by examiner

Primary Examiner — John A Voytek

(74) *Attorney, Agent, or Firm* — Braxton Perrone, PLLC; Bobby W. Braxton; Gregory Perrone

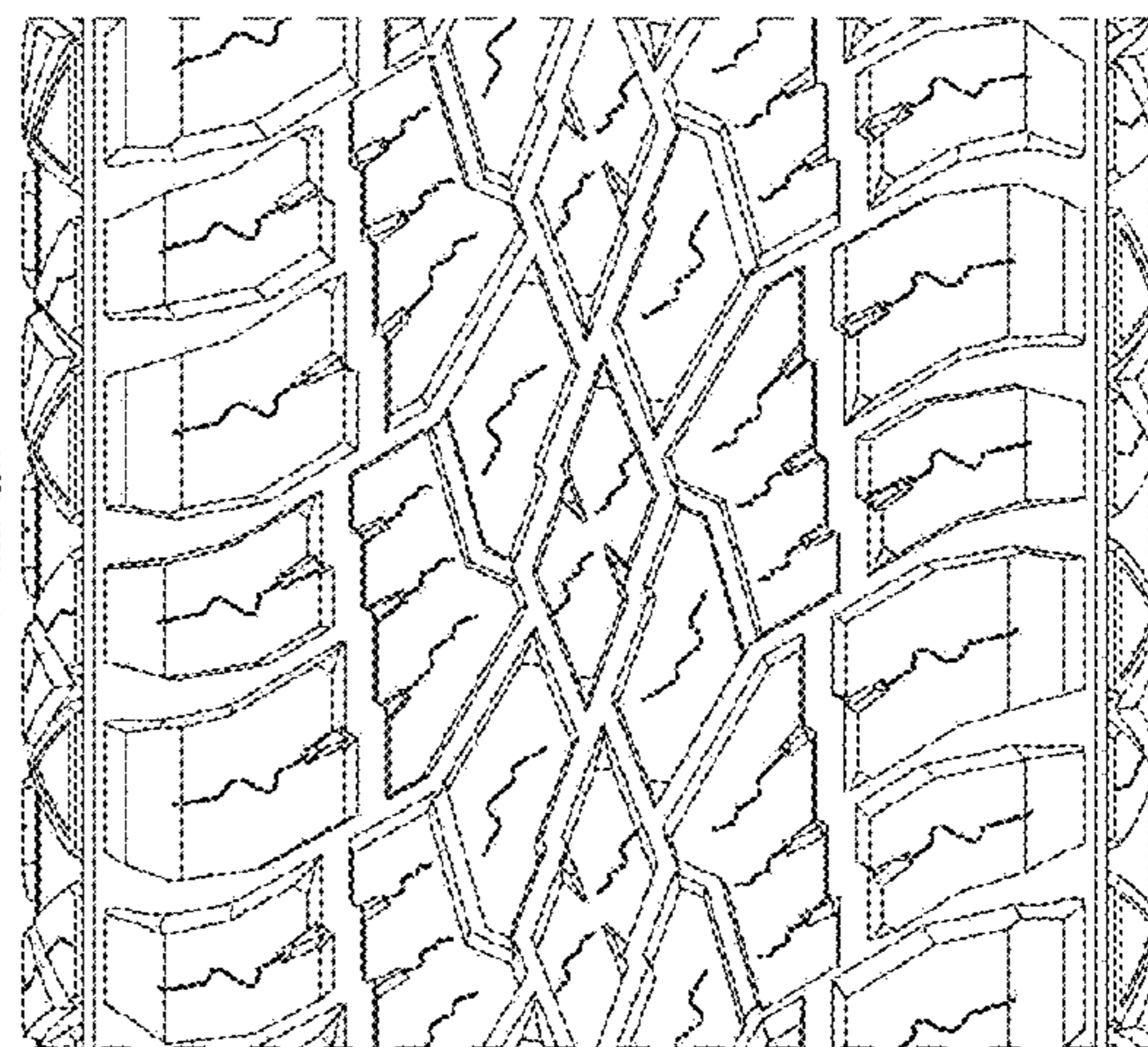
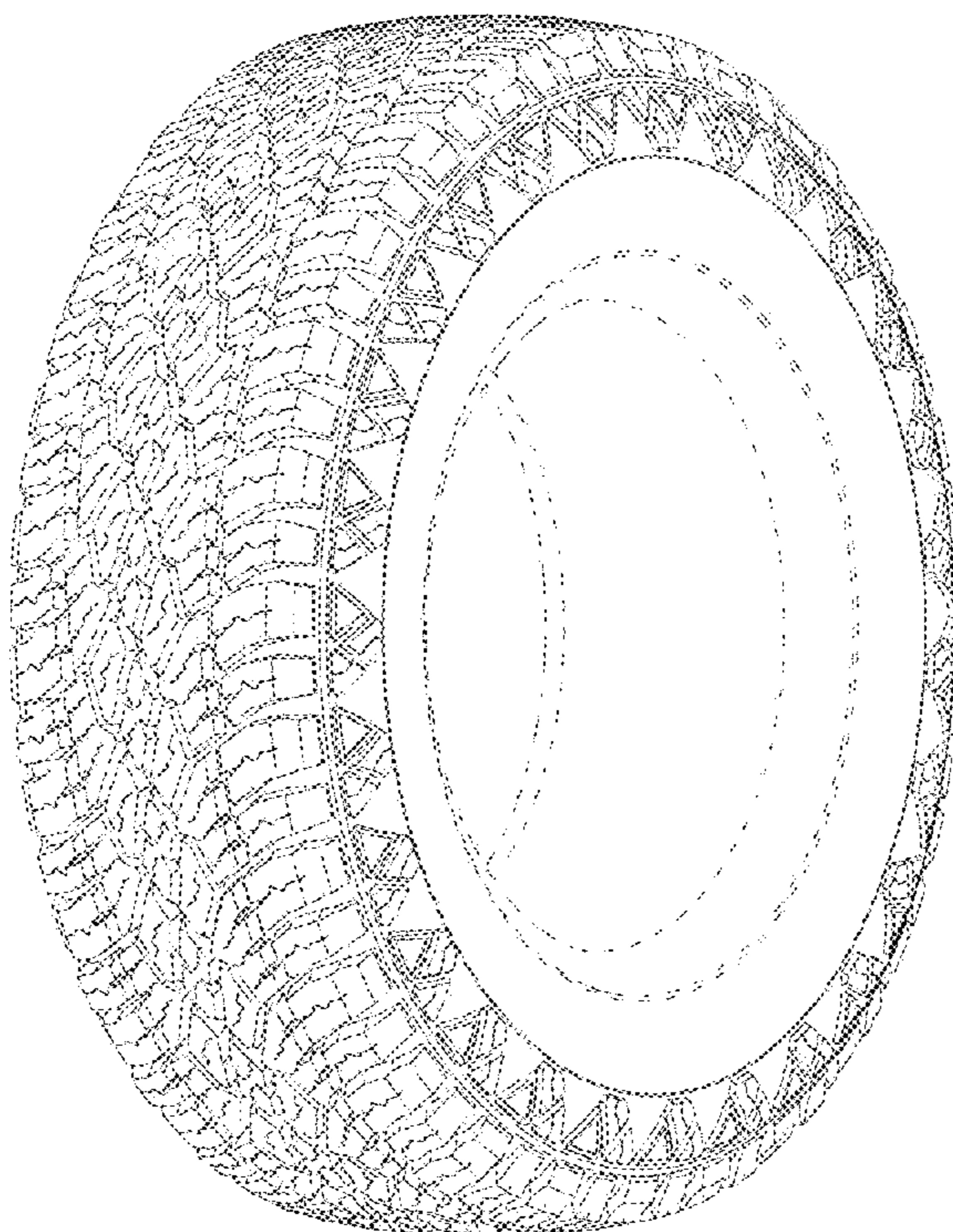
(57) **CLAIM**

The ornamental design for an AT tire, as shown and described.

DESCRIPTION

FIG. 1 is a perspective view of the AT tire; FIG. 2 is a front elevation view of the AT tire; FIG. 3 is side plan view of the AT tire; FIG. 4 is a partial top plan view of the AT tire; and, FIG. 5 is an enlarged perspective view of the AT tire. The broken line in the drawings depict environmental subject matter and no part of the claim. The broken line in FIGS. 2 and 5 are for demarcation of enlarged portions of the AT tire and forms no part of the claimed design.

1 Claim, 5 Drawing Sheets



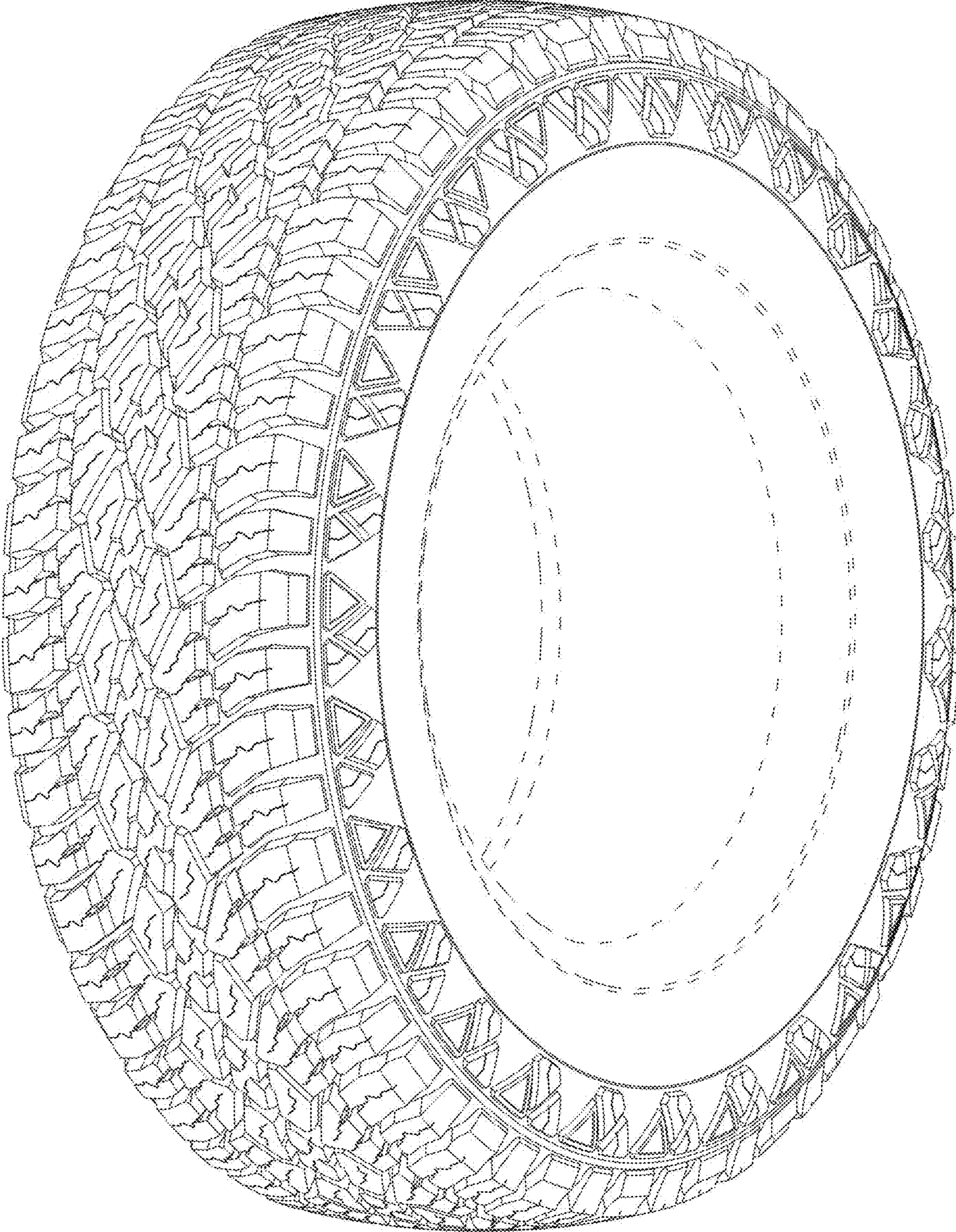


FIG. 1

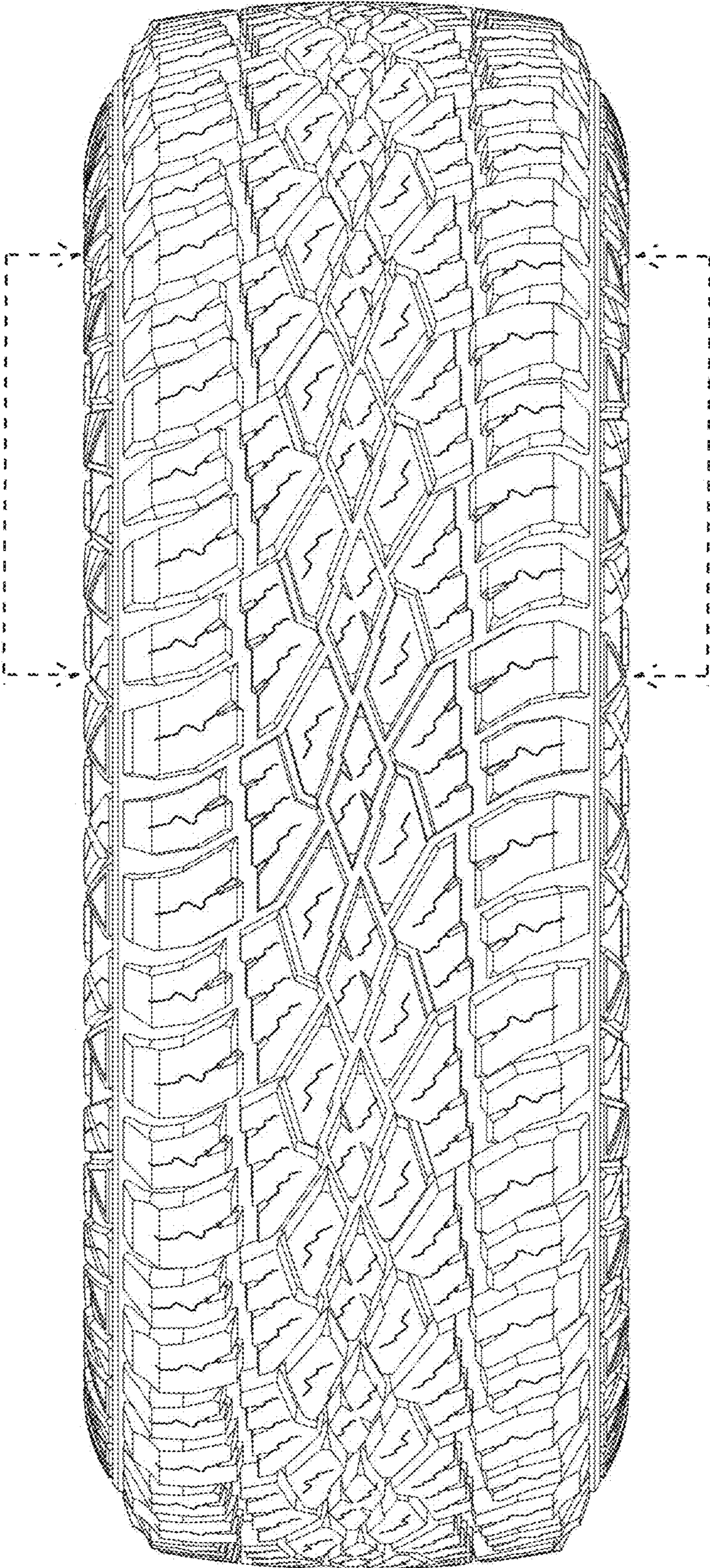


FIG. 2




FIG. 3

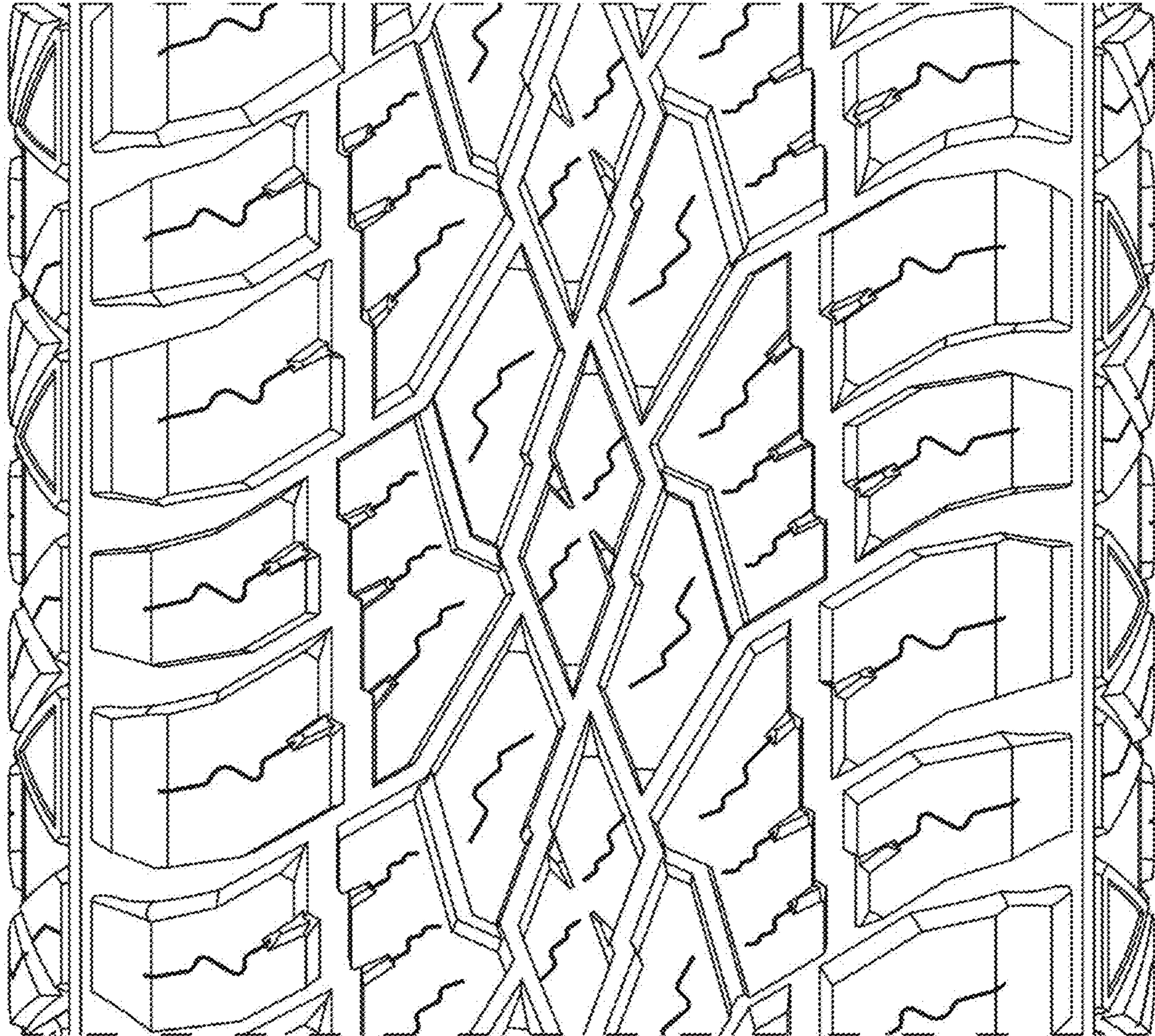


FIG. 4

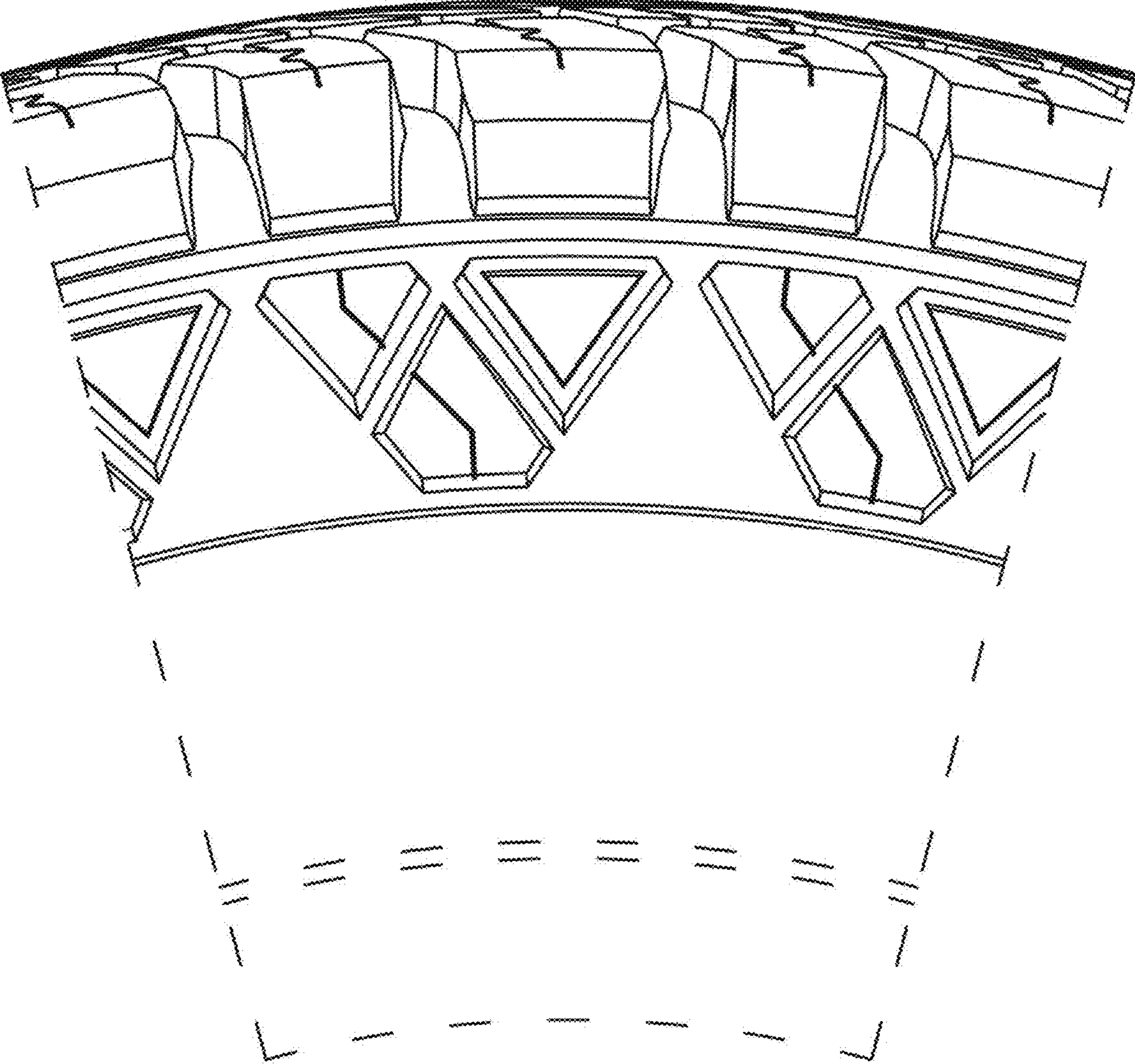


FIG. 5