



US00D971797S

(12) **United States Design Patent** (10) **Patent No.:** **US D971,797 S**  
**Akçay** (45) **Date of Patent:** **\*\* Dec. 6, 2022**

(54) **RADIATOR GRILLE FOR VEHICLE**

(71) Applicant: **VOLKSWAGEN AKTIENGESELLSCHAFT, Wolfsburg (DE)**

(72) Inventor: **Cihan Akçay, Wolfsburg (DE)**

(73) Assignee: **VOLKSWAGEN AKTIENGESELLSCHAFT, Wolfsburg (DE)**

(\*\*) Term: **15 Years**

(21) Appl. No.: **29/786,146**

(22) Filed: **May 28, 2021**

(30) **Foreign Application Priority Data**

Apr. 9, 2021 (WO) ..... WIPO103411

(51) **LOC (13) Cl.** ..... **12-16**

(52) **U.S. Cl.**  
USPC ..... **D12/163**

(58) **Field of Classification Search**  
USPC ..... D12/163, 196, 86, 90-92, 169, 190, 98,  
D12/164; 293/193.11; 180/68.1, 68.6  
CPC ..... B62B 9/16; B60K 11/08; B62D 25/08;  
B60R 19/52  
See application file for complete search history.

(56) **References Cited**

**U.S. PATENT DOCUMENTS**

D819,507 S \* 6/2018 Bridan ..... D12/163  
D841,519 S \* 2/2019 Bischoff ..... D12/91  
D844,501 S \* 4/2019 Tamura ..... D12/163

D859,213 S \* 9/2019 Bischoff ..... D12/91  
D860,868 S \* 9/2019 Bischoff ..... D12/92  
D867,229 S \* 11/2019 Morikawa ..... D12/163  
D908,553 S \* 1/2021 Bischoff ..... D12/163  
D911,883 S \* 3/2021 Bae ..... D12/163  
D932,954 S \* 10/2021 Akçay ..... D12/163  
D935,353 S \* 11/2021 Giumentaro ..... D12/163  
D939,358 S \* 12/2021 Hammi ..... D9/709  
D950,418 S \* 5/2022 Giumentaro ..... D12/91  
D964,809 S \* 9/2022 Bornfleth ..... D7/553.5  
D964,891 S \* 9/2022 Kabañet al. .... D12/91

**FOREIGN PATENT DOCUMENTS**

WO DM103826 11/2018

\* cited by examiner

*Primary Examiner* — Melody N Brown

(74) *Attorney, Agent, or Firm* — Lucas & Mercanti, LLP;  
Klaus P. Stoffel

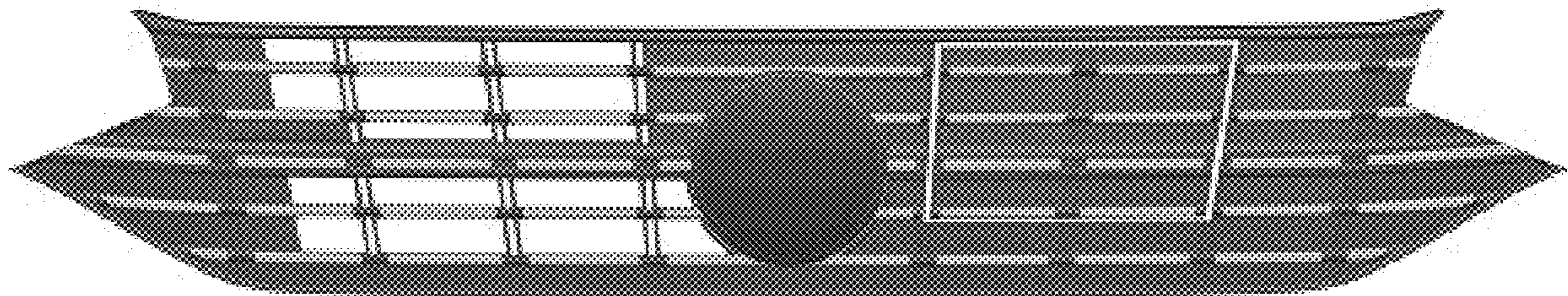
(57) **CLAIM**


The ornamental design for a radiator grille for vehicle, as shown and described.

**DESCRIPTION**

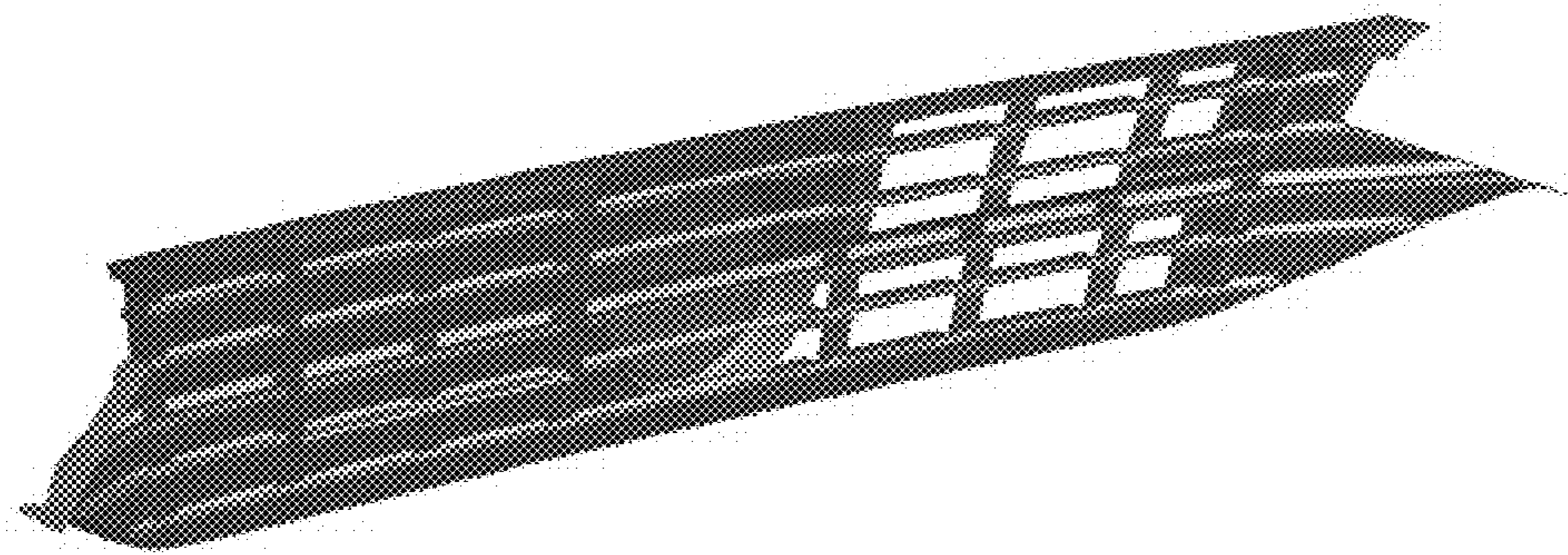
FIG. 1 is a front and left side perspective view of a radiator grille for vehicle showing my new design;  
FIG. 2 is a rear and right side perspective view thereof;  
FIG. 3 is a front view thereof;  
FIG. 4 is a rear view thereof;  
FIG. 5 is a left side view thereof;  
FIG. 6 is a right side view thereof;  
FIG. 7 is a bottom view thereof; and,  
FIG. 8 is a top view thereof.

**1 Claim, 4 Drawing Sheets**

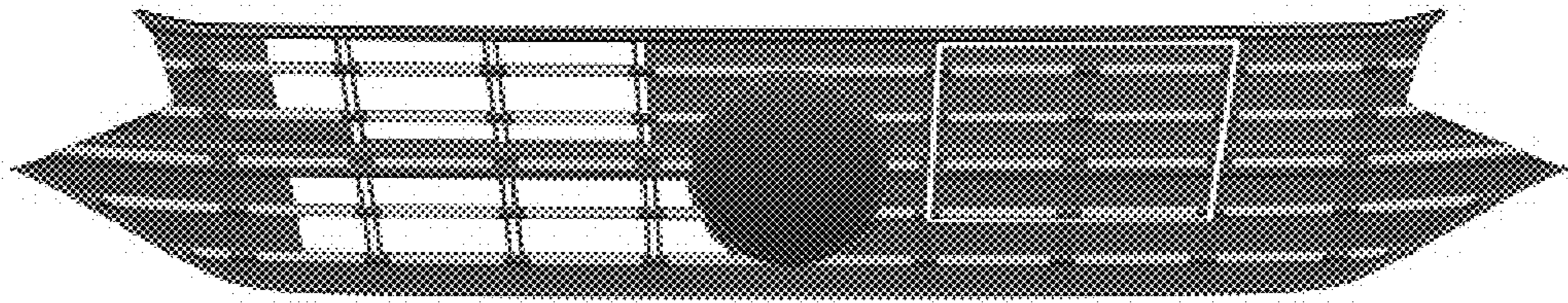




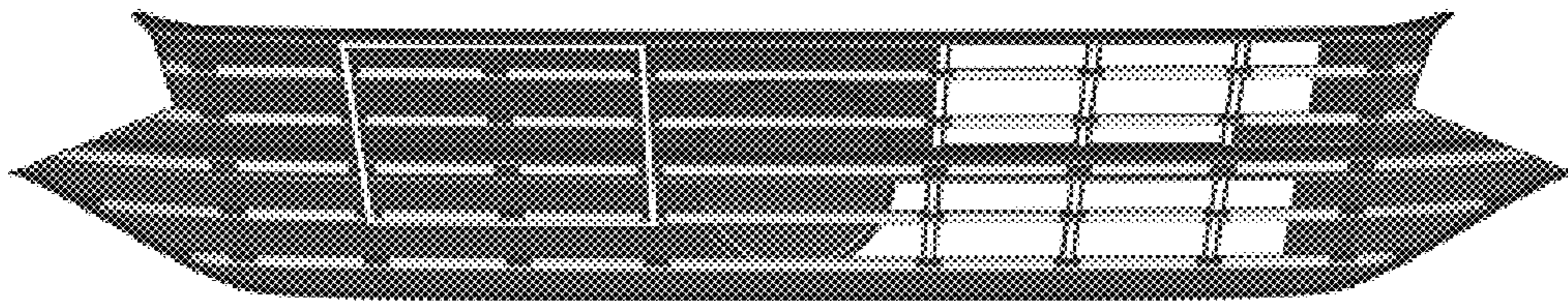
**Fig. 1**




**Fig. 2**




**Fig. 3**



**Fig. 4**



**Fig. 5**



**Fig. 6**



**Fig. 7**



**Fig. 8**