



US00D971777S

(12) **United States Design Patent**
Yatsugi-Kang

(10) **Patent No.:** **US D971,777 S**

(45) **Date of Patent:** **** Dec. 6, 2022**

(54) **PAIR OF EARRINGS**

(71) Applicant: **Harry Winston SA**, Plan-les-Ouates
(CH)

(72) Inventor: **Rie Yatsugi-Kang**, New York, NY (US)

(73) Assignee: **Harry Winston SA**, Plan-les-Ouates
(CH)

(**) Term: **15 Years**

(21) Appl. No.: **29/787,859**

(22) Filed: **Jun. 9, 2021**

(30) **Foreign Application Priority Data**

Dec. 11, 2020 (WO) WIPO100194

(51) **LOC (13) Cl.** **11-01**

(52) **U.S. Cl.**
USPC **D11/43**

(58) **Field of Classification Search**
USPC D11/40-48, 1, 2, 7, 79-86, 91, 92
CPC A44C 7/00; A44C 7/002; A44C 7/003;
A44C 7/004; A44C 7/005; A44C 7/006;
A44C 7/007; A44C 7/008; A44C 7/009;
A44C 25/00; A44C 25/001; A44C
25/002; A44C 25/007; A44C 1/00; A44C
3/00; A44C 17/02; A44C 17/0208; A44C
17/0216; A44C 17/0225; A44C 17/0233;
A44C 17/0241; A44C 17/025; A44C
17/0258; A44C 17/0266; A44C 17/0275;
A44C 17/0283; A44C 17/0291
See application file for complete search history.

(56) **References Cited**

U.S. PATENT DOCUMENTS

D131,731 S * 3/1942 Adler D11/43
D143,490 S * 1/1946 Hobe D11/43

D150,300 S * 7/1948 Katz D11/43
D150,590 S * 8/1948 Katz D11/43
D150,786 S * 8/1948 Katz D11/43
D168,634 S * 1/1953 Philippe D11/43
D170,822 S * 11/1953 Katz D11/43
D171,504 S * 2/1954 Katz D11/43
D171,701 S * 3/1954 Katz D11/43
D172,154 S * 5/1954 Katz D11/63
D172,623 S * 7/1954 Katz D11/43
D279,879 S * 7/1985 Moon D11/75
D279,880 S * 7/1985 Moon D11/75
D494,495 S * 8/2004 Hardy D11/43
D728,410 S * 5/2015 Yatsugi-Kang D11/43
D758,911 S * 6/2016 Kwon D11/43
D760,618 S * 7/2016 Yatsugi-Kang D11/43

(Continued)

OTHER PUBLICATIONS

[Online] <https://www.moussaieff-jewellers.com/amal-clooney-wears-moussaieff-high-jewellery-earrings/>. Retrieved Aug. 4, 2022. Posted online Oct. 11, 2021.*

(Continued)

Primary Examiner — Melanie Pellegrini

(74) *Attorney, Agent, or Firm* — Blank Rome LLP


(57) **CLAIM**

The ornamental design for a pair of earrings, as shown and described.

DESCRIPTION

FIG. 1 is a front view of a pair of earrings of my new design; FIG. 2 is a rear view thereof; FIG. 3 is a right side view thereof; FIG. 4 is a left side view thereof; FIG. 5 is a top rear perspective view thereof; FIG. 6 is a bottom rear perspective view thereof; FIG. 7 is a front right perspective view thereof; and, FIG. 8 is a rear left perspective view thereof.

1 Claim, 8 Drawing Sheets



(56)

References Cited

U.S. PATENT DOCUMENTS

D784,846 S * 4/2017 Abdourahim D11/43
D792,803 S * 7/2017 Abdourahim D11/42
D938,299 S * 12/2021 Yatsugi-Kang D11/43
D941,698 S * 1/2022 Kwon D11/43
D942,308 S * 2/2022 Yatsugi-Kang D11/43

OTHER PUBLICATIONS

[Online] "Diamond Chandelier Earrings" <https://www.harrywinston.com/en/products/chandelier-earrings-by-harry-winston/diamond-chandelier-earrings-eadpclafrcha>. Retrieved Aug. 4, 2022.*

* cited by examiner




FIG. 1



FIG. 2

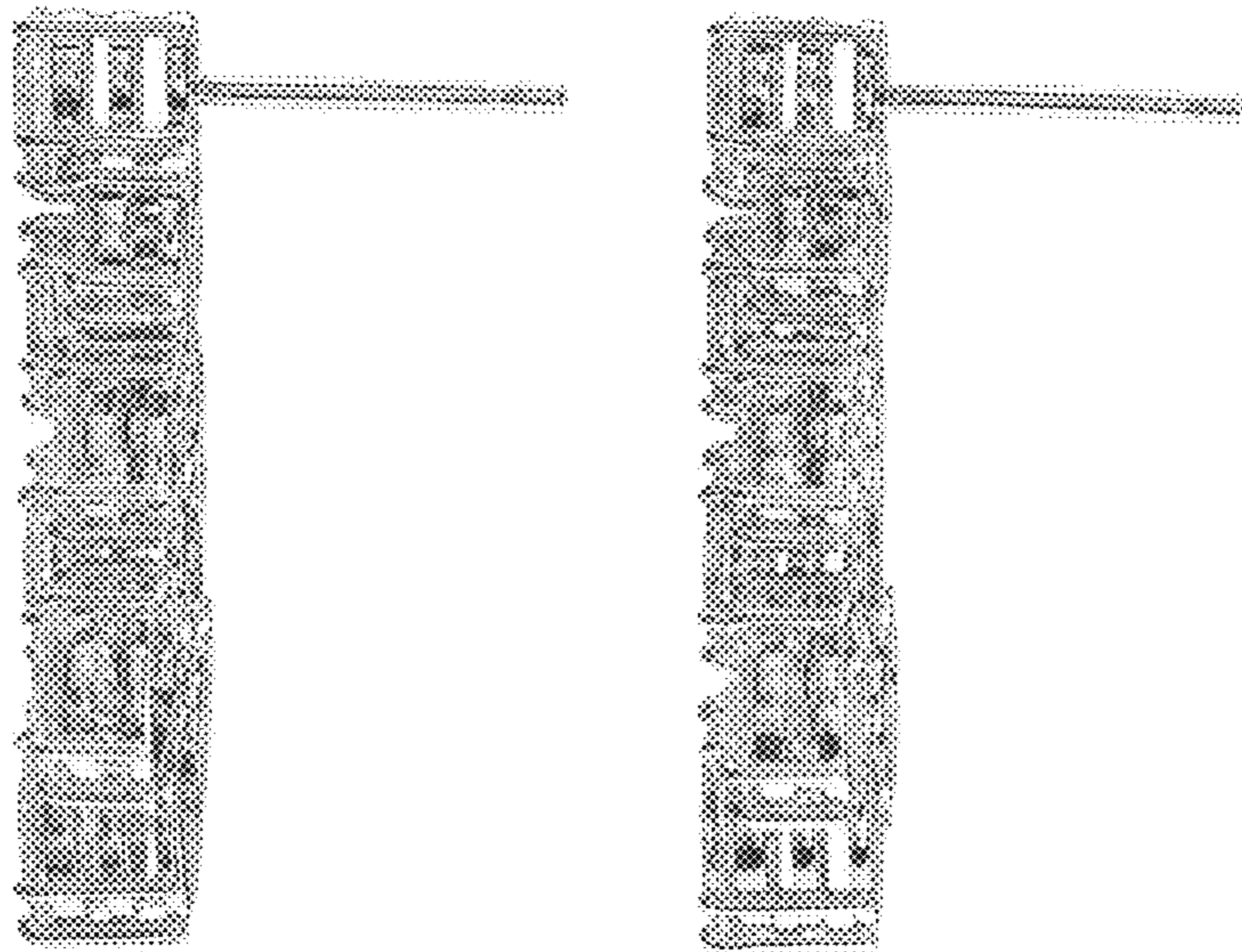


FIG. 3

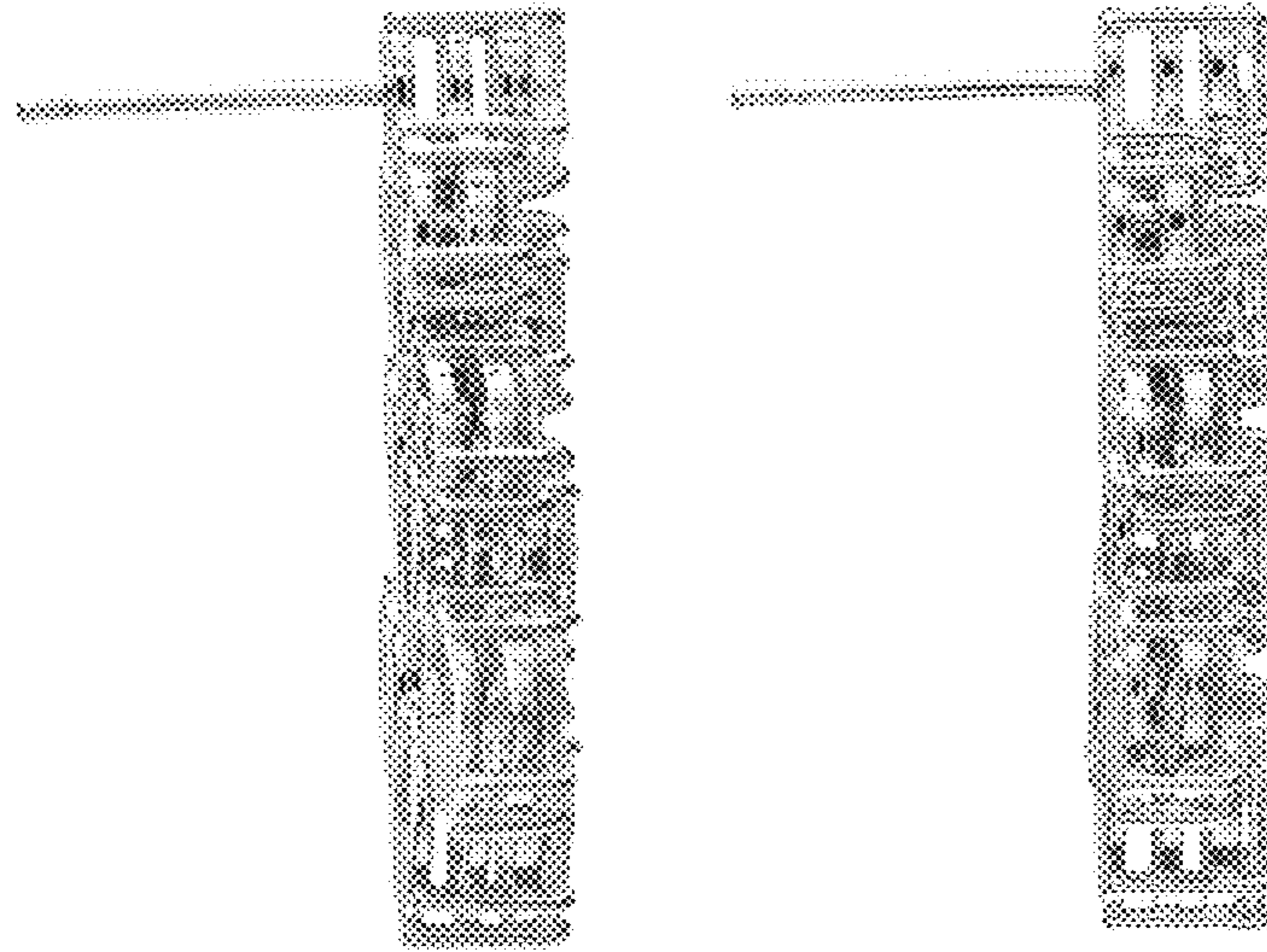


FIG. 4



FIG. 5



FIG. 6

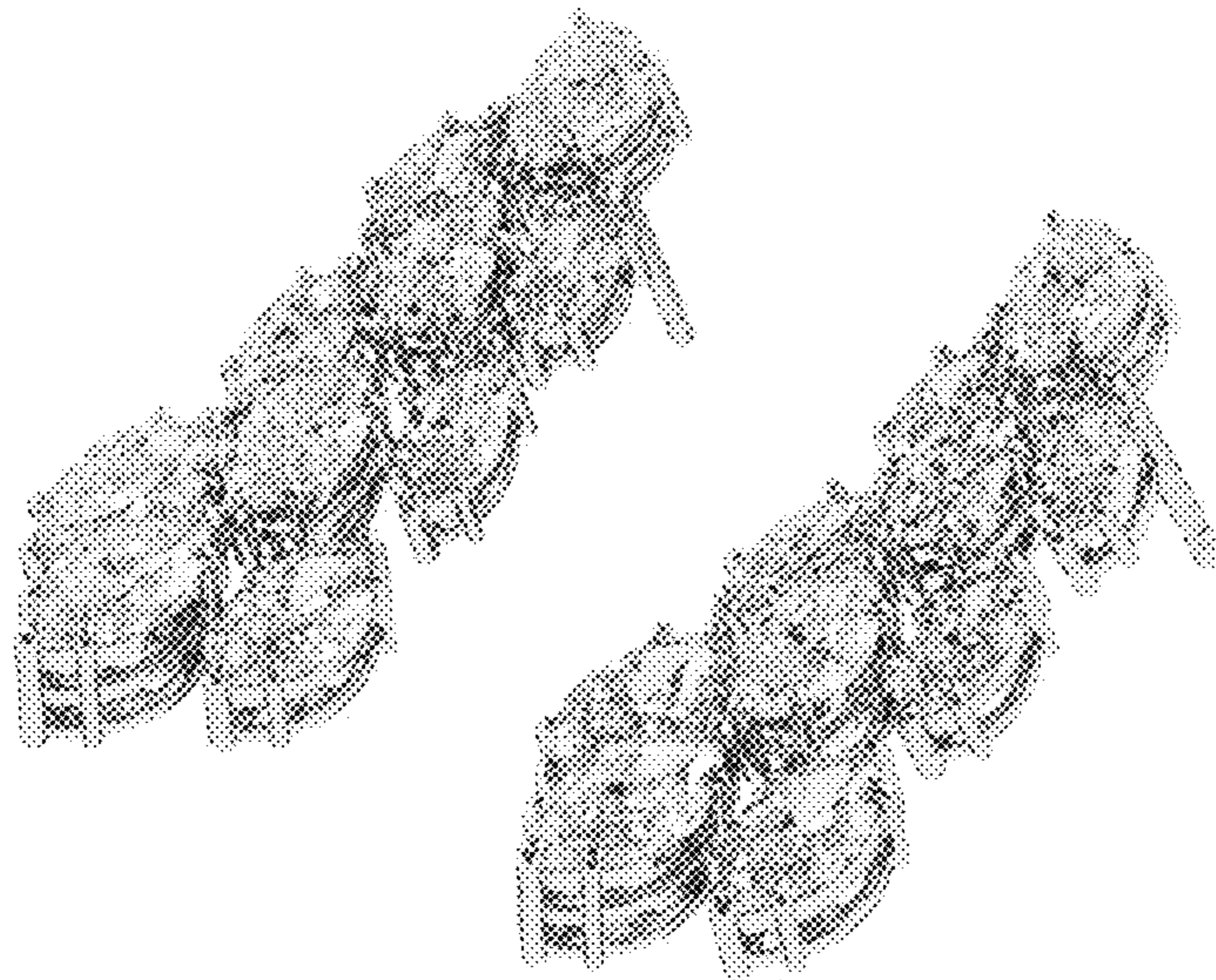


FIG. 7




FIG. 8