

US00D971772S

(12) **United States Design Patent**
Yatsugi-Kang

(10) **Patent No.:** **US D971,772 S**
(45) **Date of Patent:** **** Dec. 6, 2022**

(54) **PAIR OF EARRINGS**

- (71) Applicant: **Harry Winston SA**, Plan-les-Ouates (CH)
- (72) Inventor: **Rie Yatsugi-Kang**, New York, NY (US)
- (73) Assignee: **Harry Winston SA**, Plan-les-Ouates (CH)
- (**) Term: **15 Years**
- (21) Appl. No.: **29/763,090**
- (22) Filed: **Dec. 21, 2020**

(30) **Foreign Application Priority Data**

- Jul. 2, 2020 (WO) WIPO96079
- (51) **LOC (13) Cl.** **11-01**
- (52) **U.S. Cl.**
USPC **D11/40; D11/43**
- (58) **Field of Classification Search**
USPC D11/1-8, 40-45
CPC A44C 7/006
See application file for complete search history.

(56) **References Cited**

U.S. PATENT DOCUMENTS

D753,012 S *	4/2016	Yatsugi-Kang	D11/75
D783,442 S *	4/2017	Yatsugi-Kang	D11/40
D792,803 S *	7/2017	Abdourahim	D11/42
D820,145 S *	6/2018	Galli	D11/40
D934,728 S *	11/2021	Wuest	D11/42
D938,853 S *	12/2021	Abdourahim	D11/42
D938,854 S *	12/2021	Kwon	D11/42
D941,177 S *	1/2022	Yatsugi-Kang	D11/43
D942,304 S *	2/2022	Kwon	D11/42
D942,305 S *	2/2022	Riviere	D11/42
D942,306 S *	2/2022	Abdourahim	D11/42

FOREIGN PATENT DOCUMENTS

RU	00127411	*	9/2021
WO	D093925-039	*	10/2016
WO	D209111-004	*	1/2021

OTHER PUBLICATIONS

20Ct Pear Cut Canary Yellow Simulant Diamond Cluster Chandelier Earrings White Gold Finish Silver Etsy Jiamjewels pp. 1-16 2022 https://www.etsy.com/listing/895800936/20ct-pear-cut-canary-yellow-simulant?ref=sim_anchor (Year: 2022).*

Harry Winston Emerald Diamond Cluster Platinum Detachable Earrings 1stDibs harry winston p. 1 2022 https://www.1stdibs.com/jewelry/earrings/drop-earrings/harry-winston-emerald-diamond-cluster-platinum-detachable-earrings/id-j_9532562/ (Year: 2022).*

* cited by examiner

Primary Examiner — Kevin K Rudzinski
Assistant Examiner — Evans David Delesline
 (74) *Attorney, Agent, or Firm* — Blank Rome LLP

(57) **CLAIM**

The ornamental design for a pair of earrings, as shown and described.

DESCRIPTION

FIG. 1 is a front view of a pair of earrings of my new design; FIG. 2 is a rear view thereof; FIG. 3 is a right side view thereof; FIG. 4 is a left side view thereof; FIG. 5 is a top rear perspective view thereof; FIG. 6 is a bottom rear perspective view thereof; FIG. 7 is a front right perspective view thereof; and, FIG. 8 is a rear bottom perspective view thereof.

1 Claim, 8 Drawing Sheets






FIG. 1

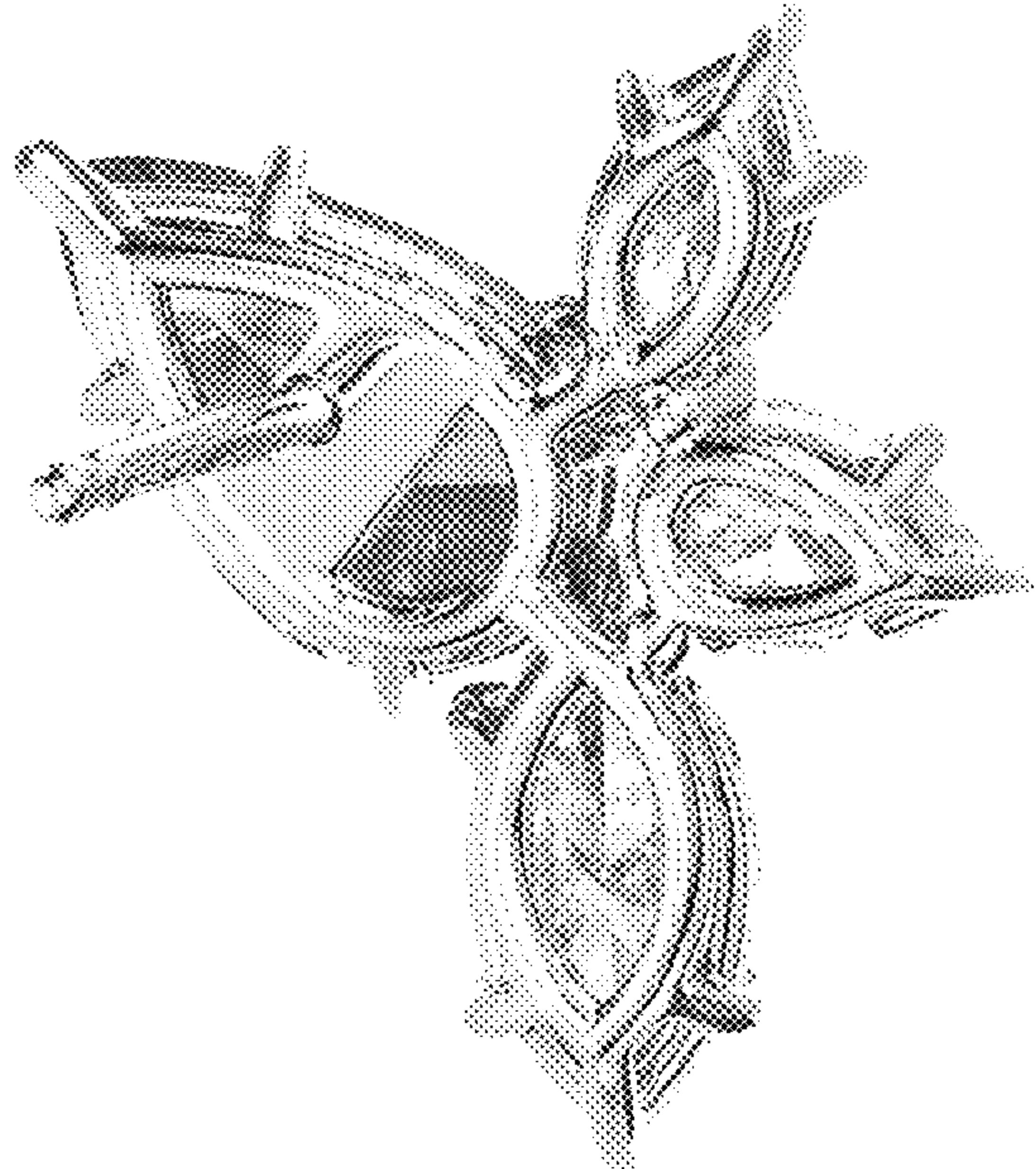
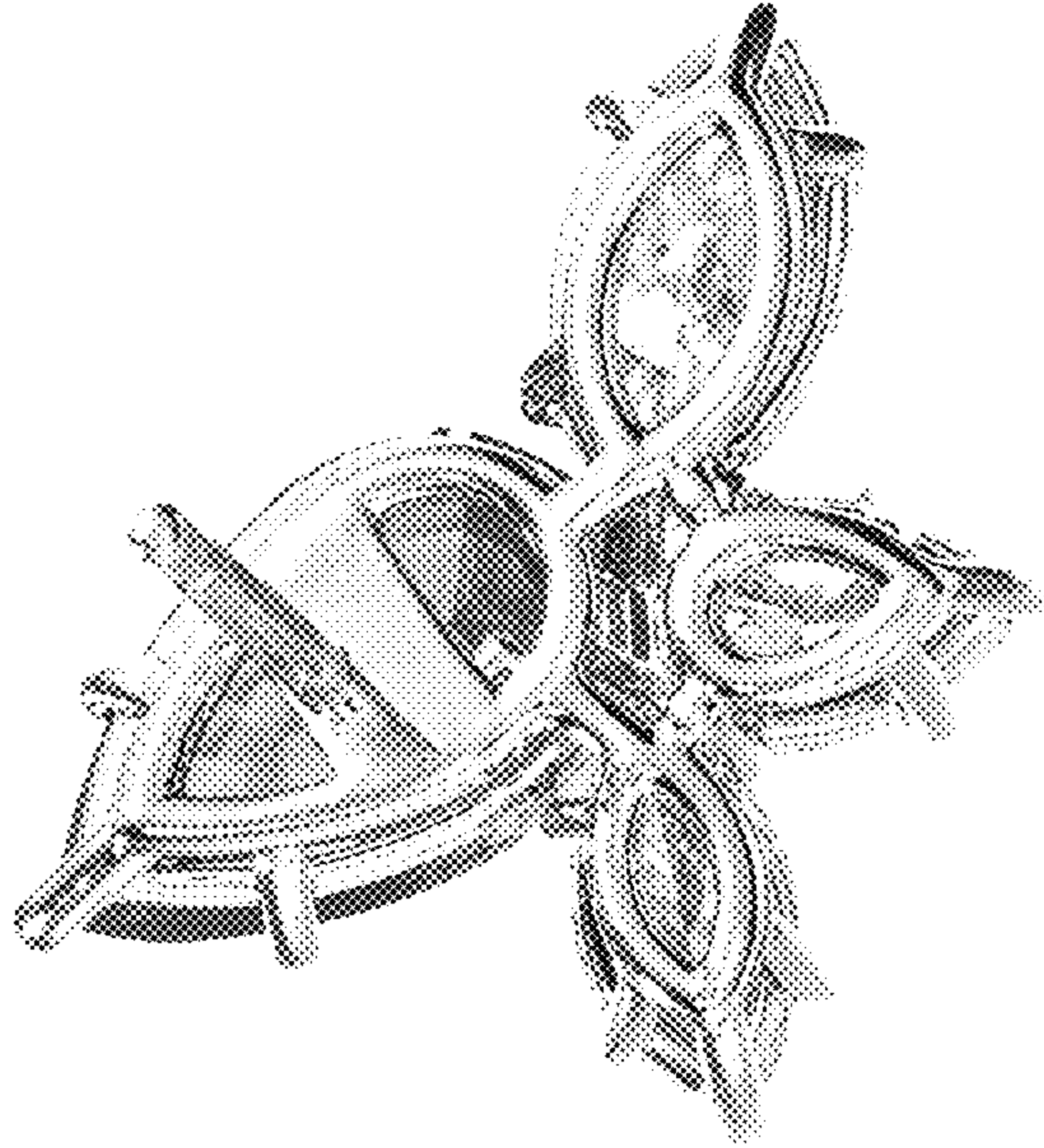


FIG. 2




FIG. 3




FIG. 4

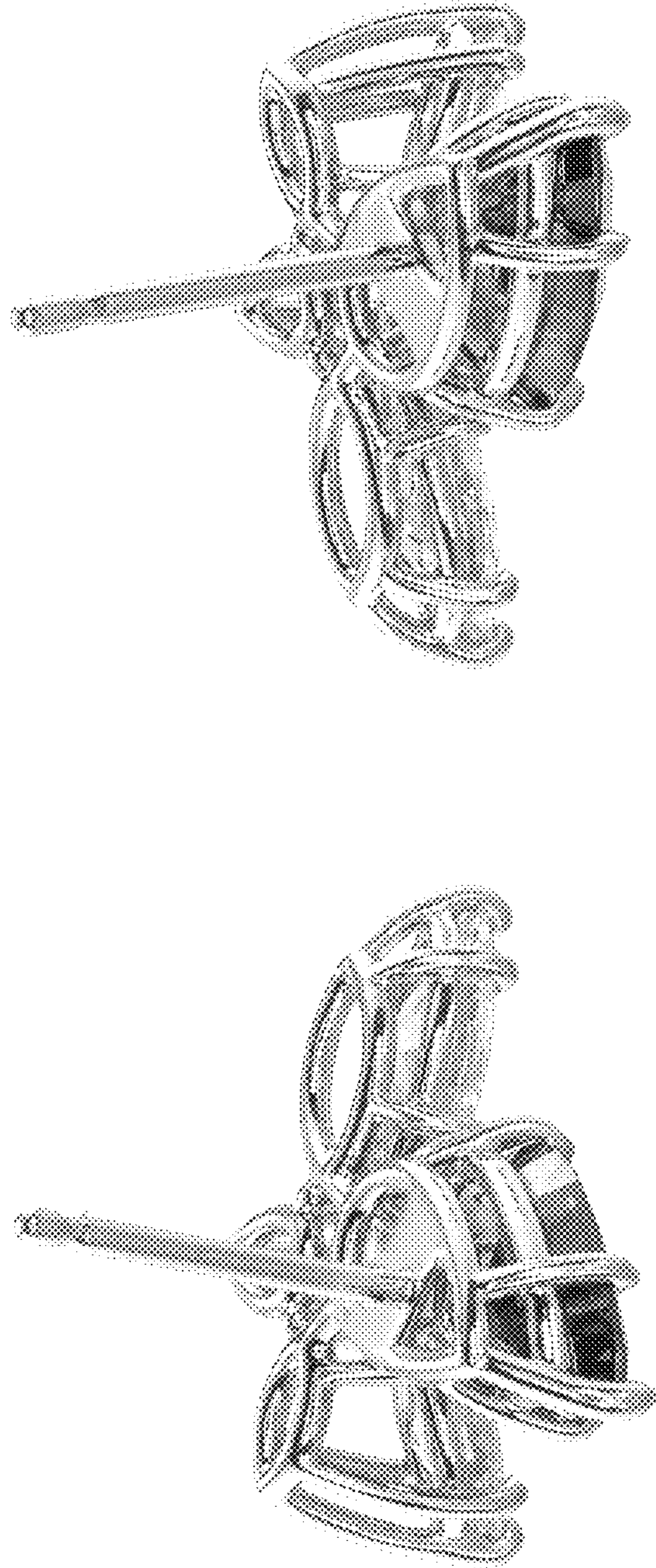


FIG. 5




FIG. 6




FIG. 7



FIG. 8