



US00D971736S

(12) **United States Design Patent**
Baker et al.

(10) **Patent No.: US D971,736 S**
(45) **Date of Patent: ** *Dec. 6, 2022**

(54) **BATTERY PACKAGING**

FOREIGN PATENT DOCUMENTS

(71) Applicant: **DURACELL U.S. OPERATIONS, INC.**, Wilmington, DE (US)

JP 282273 6/1968
JP 1531223 S 8/2015

(72) Inventors: **Kathleen Ann Baker**, Bethel, CT (US);
Tatiana Jouanneau, Bethel, CT (US);
Scott Stewart, Bethel, CT (US);
William Shackford, Bethel, CT (US);
Natalie Denny, Chicago, IL (US);
Michael Laforzezza, Pleasantville, NY (US);
Paul Laforzezza, Pleasantville, NY (US);
Cliff Fischer, Pleasantville, NY (US)

OTHER PUBLICATIONS

Duracell Optimum 1.5V Alkaline AA Batteries. [online] Retrieved Dec. 20, 2019 from URL: https://www.amazon.com/Duracell-Optimum-1-5V-Alkaline-Batteries/dp/B07RTNB65C?ref_=ast_sto_dp&th=1&psc=1 (Year: 2019).*

(Continued)

(73) Assignee: **DURACELL U.S. OPERATIONS, INC.**, Wilmington, DE (US)

Primary Examiner — Vy N Koenig

(74) *Attorney, Agent, or Firm* — Marshall, Gerstein & Borun LLP

(*) Notice: This patent is subject to a terminal disclaimer.

(57) **CLAIM**

The ornamental design for battery packaging, as shown and described.

(**) Term: **15 Years**

(21) Appl. No.: **29/764,665**

DESCRIPTION

(22) Filed: **Dec. 31, 2020**

Related U.S. Application Data

(62) Division of application No. 29/673,559, filed on Dec. 15, 2018, now Pat. No. Des. 909,199.

(51) **LOC (13) Cl.** **09-01**

(52) **U.S. Cl.**
USPC **D9/600; D9/430; D9/415; D9/418**

(58) **Field of Classification Search**
USPC D9/414–423, 430–433, 434, 456, 457,
D9/600, 649, 711, 713, 721–722, 732,
(Continued)

The file of this patent contains at least one drawing/photograph executed in color. Copies of this patent with color drawing(s)/photograph(s) will be provided by the Office upon request and payment of the necessary fee.
FIG. 1 is a bottom, left, back perspective view of a first embodiment of a battery packaging according to our new ornamental design;
FIG. 2 is top, left, front perspective view thereof; and
FIG. 3 is a front view thereof;
FIG. 4 is a bottom, left, back perspective view of a second embodiment of a battery packaging according to our new ornamental design;
FIG. 5 is top, left, front perspective view thereof; and
FIG. 6 is a front view thereof.
FIG. 7 is a bottom, left, back perspective view of a third embodiment of a battery packaging according to our new ornamental design;
FIG. 8 is top, left, front perspective view thereof; and
FIG. 9 is a front view thereof.

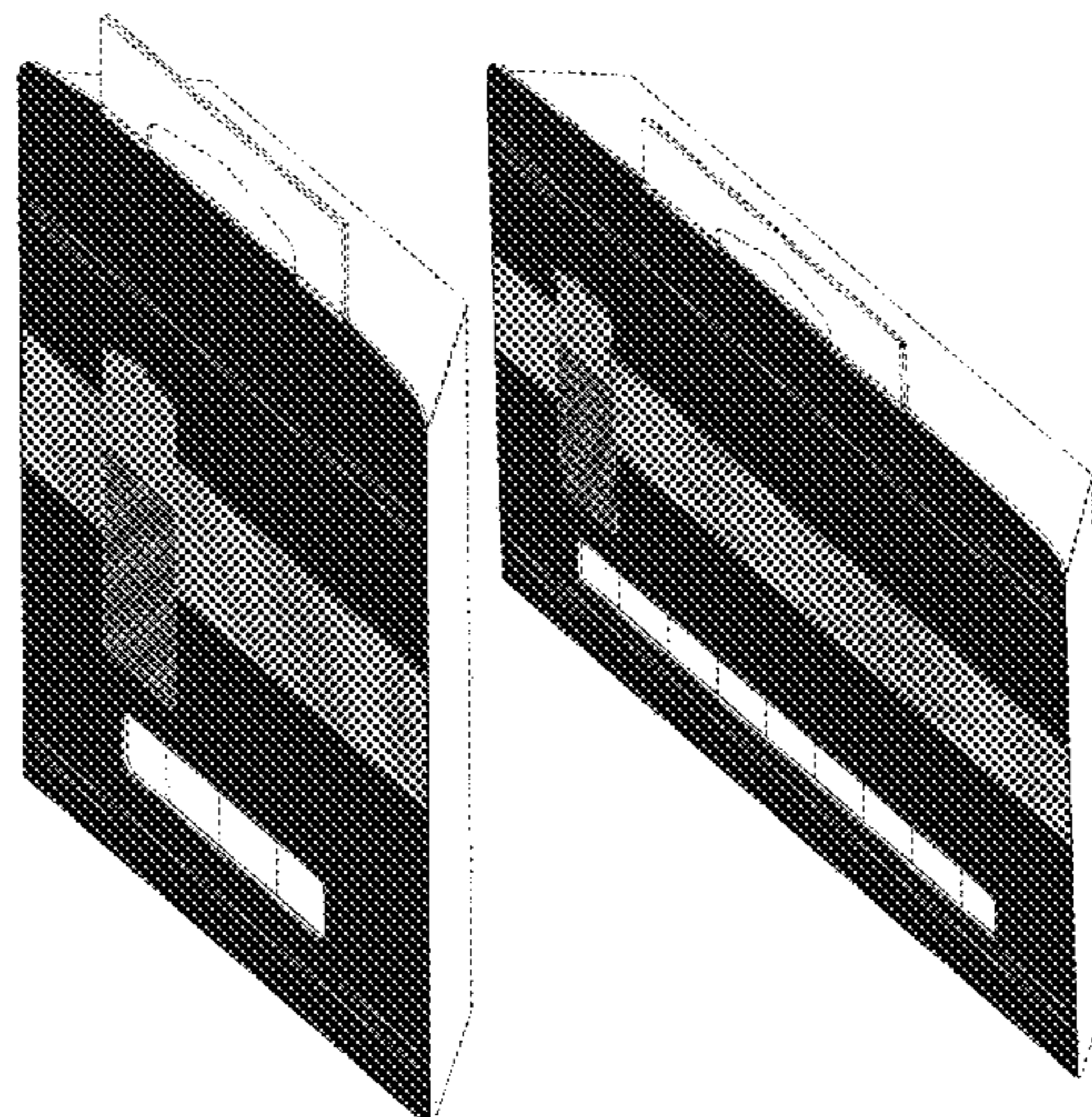
(Continued)

(56) **References Cited**

U.S. PATENT DOCUMENTS

D398,844 S 9/1998 Oberloier
D408,732 S 4/1999 Gaffney et al.

(Continued)



The broken lines shown in the Figures represent environmental subject matter or boundaries of the battery packaging that form no part of the claimed design.

FIGS. 7-9 are shown with a symbolic break in the battery packaging width. The appearance of any portion of the article between the break lines forms no part of the claimed design.

FIGS. 2, 3, 5, 6, 8, and 9 are colored drawings.

**1 Claim, 9 Drawing Sheets
(6 of 9 Drawing Sheet(s) Filed in Color)**

(58) Field of Classification Search

USPC D9/737, 756, 758, 759, 760; D3/294;
D20/10, 22, 27, 40, 42
CPC ... B65D 5/00; B65D 5/02; B65D 5/18; B65D
5/20

See application file for complete search history.

(56) References Cited

U.S. PATENT DOCUMENTS

D423,926 S *	5/2000	Kellar	D9/415
D432,009 S	10/2000	Pirro et al.	
D432,908 S	10/2000	Pirro et al.	
6,308,832 B1	10/2001	Pirro et al.	
D450,239 S	11/2001	Otto	
D451,014 S	11/2001	Otto	
D451,382 S	12/2001	Adkins	
D470,047 S	2/2003	Lee et al.	
D479,126 S	9/2003	Kumakura et al.	
D480,964 S	10/2003	Lee	
D506,925 S	7/2005	Plumer	
6,918,532 B2	7/2005	Sierra-Gomez et al.	
D520,356 S	5/2006	Kellar et al.	
D524,652 S *	7/2006	Harada	D9/457
D544,788 S	6/2007	Brittain	
D593,854 S	6/2009	Casanova et al.	
D631,371 S	1/2011	Borgheim et al.	
D646,561 S	10/2011	Pugh	
8,066,125 B2	11/2011	Kang et al.	
8,066,177 B2 *	11/2011	Tanaka	B65D 5/18 229/131.1
8,114,451 B2	2/2012	Sierra-Gomez et al.	
D688,125 S *	8/2013	DiFranza	D9/434
D689,374 S	9/2013	Logue	
D695,625 S	12/2013	Limback	

D697,398 S	1/2014	Guevara-Ludt	
D715,637 S	10/2014	Caminada	
D723,365 S	3/2015	Mitchell et al.	
D724,425 S	3/2015	Atkinson	
D730,169 S	5/2015	Atkinson	
D731,883 S	6/2015	Davidson et al.	
D739,227 S	9/2015	Mitchell et al.	
D742,735 S	11/2015	Fetman	
D767,985 S	10/2016	Schouten	
D798,704 S *	10/2017	Hainaut	D9/418
9,809,368 B2	11/2017	Huffer	
D805,890 S	12/2017	Hong	
D813,028 S	3/2018	Saito et al.	
9,950,840 B2	4/2018	Radomyselski et al.	
D818,816 S	5/2018	Baker et al.	
D818,817 S	5/2018	Baker et al.	
D818,818 S	5/2018	Debnath et al.	
D819,437 S	6/2018	Baker et al.	
D820,674 S	6/2018	Yuan	
D822,479 S	7/2018	Baker et al.	
D827,423 S	9/2018	DeMaere et al.	
D827,424 S	9/2018	DeMaere et al.	
D833,270 S	11/2018	Fath et al.	
D844,428 S	4/2019	Stadelmaier et al.	
D859,141 S	9/2019	Baker et al.	
D869,268 S *	12/2019	Baker	D9/415
D880,286 S *	4/2020	Lyle	D9/414
D880,287 S *	4/2020	Baker	D9/415
D880,288 S *	4/2020	Baker	D9/415
D883,081 S *	5/2020	Marcano	D9/414
D900,637 S *	11/2020	Baker	D9/722
D909,197 S *	2/2021	Baker	D9/418
D909,198 S *	2/2021	Baker	D9/418
D909,199 S *	2/2021	Baker	D9/418
D932,295 S *	10/2021	Baker	D9/415
D933,473 S *	10/2021	Riffe	D9/434
2012/0222990 A1 *	9/2012	Fujiwara	G06K 19/06046 206/703
2016/0137375 A1	5/2016	Huffer	
2019/0112115 A1 *	4/2019	Stewart	B65D 75/327
2019/0119021 A1 *	4/2019	Baker	B65D 75/5855

OTHER PUBLICATIONS

U.S. Appl. No. 29/673,558, Battery Packaging, Baker et al., filed Dec. 15, 2018.
U.S. Appl. No. 29/673,556, Battery Packaging, Baker et al., filed Dec. 14, 2018.
U.S. Appl. No. 29/673,557, Battery Packaging, Baker et al., filed Dec. 14, 2018.

* cited by examiner




FIG. 1

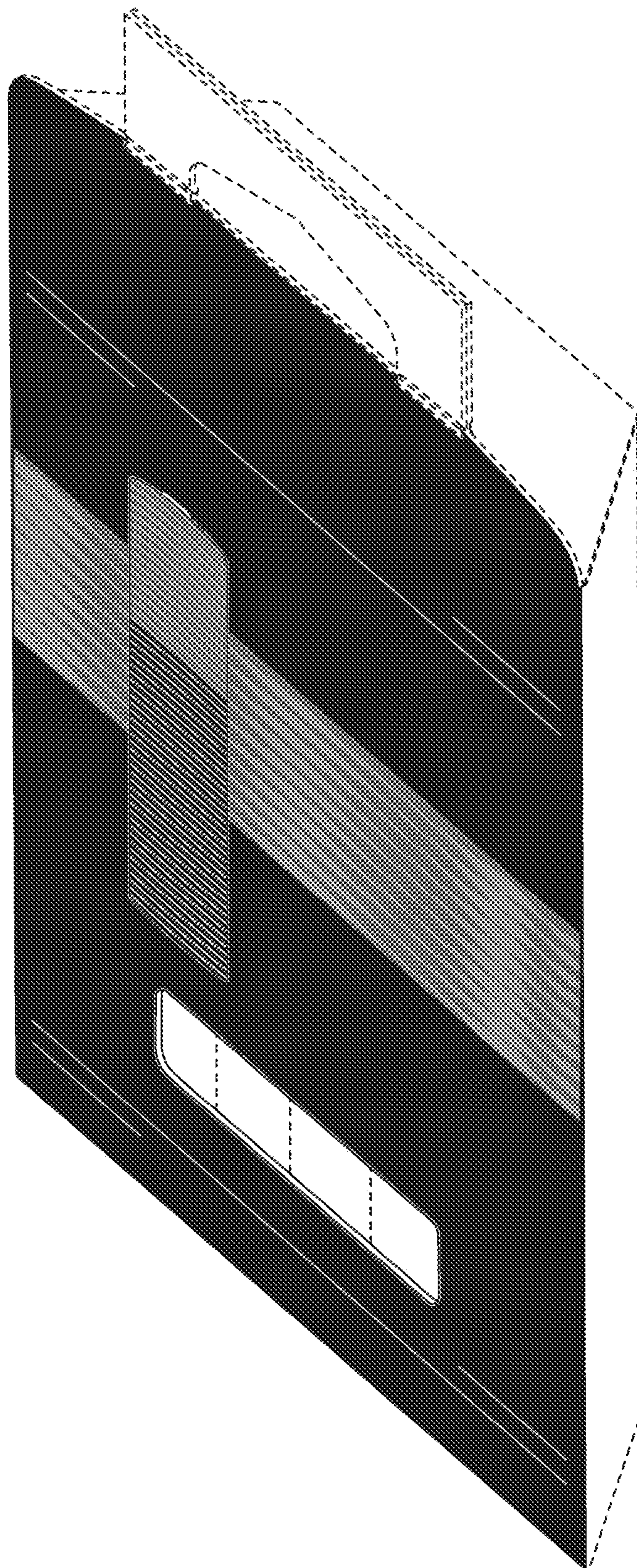


FIG. 2




FIG. 3




FIG. 4

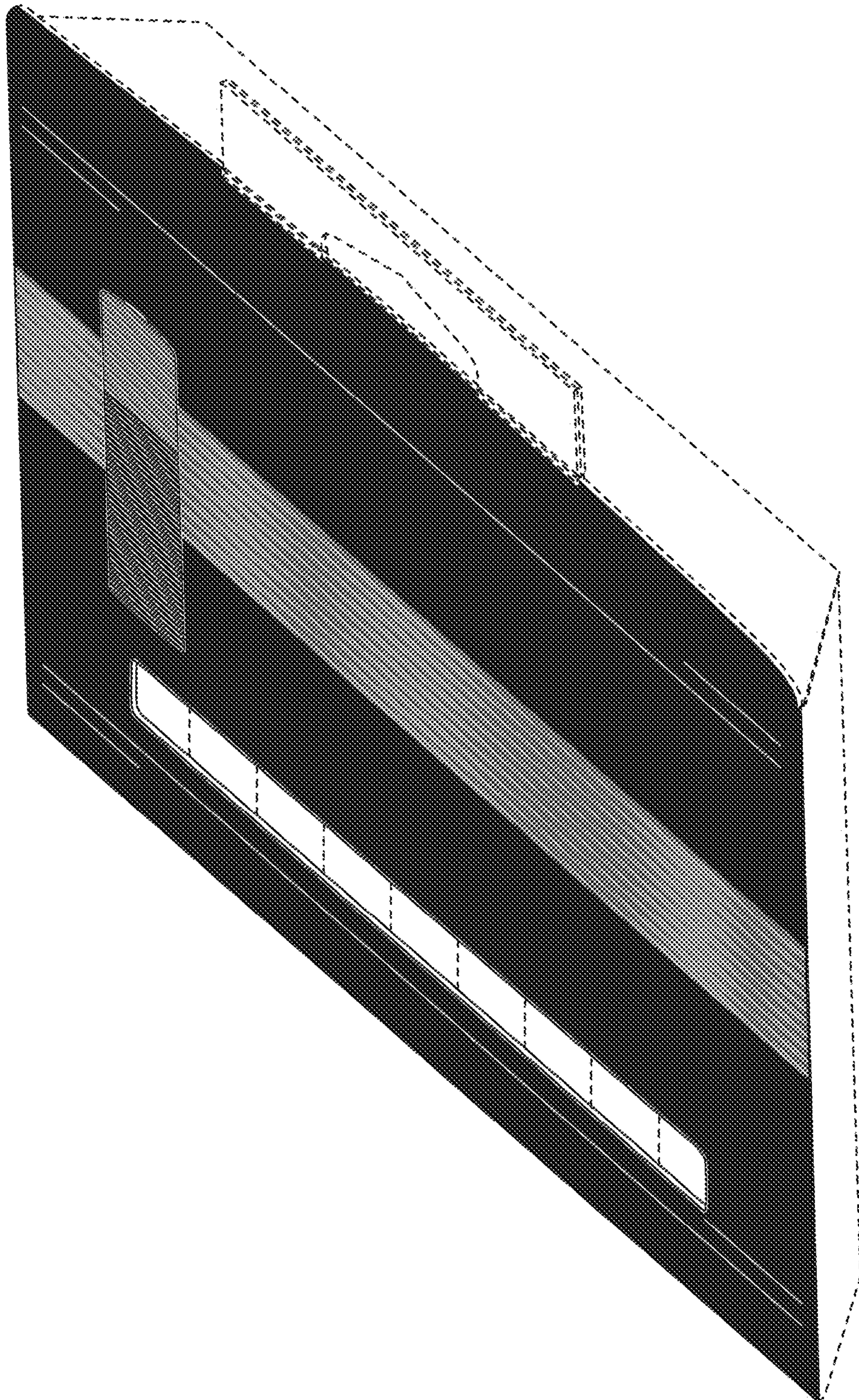


FIG. 5

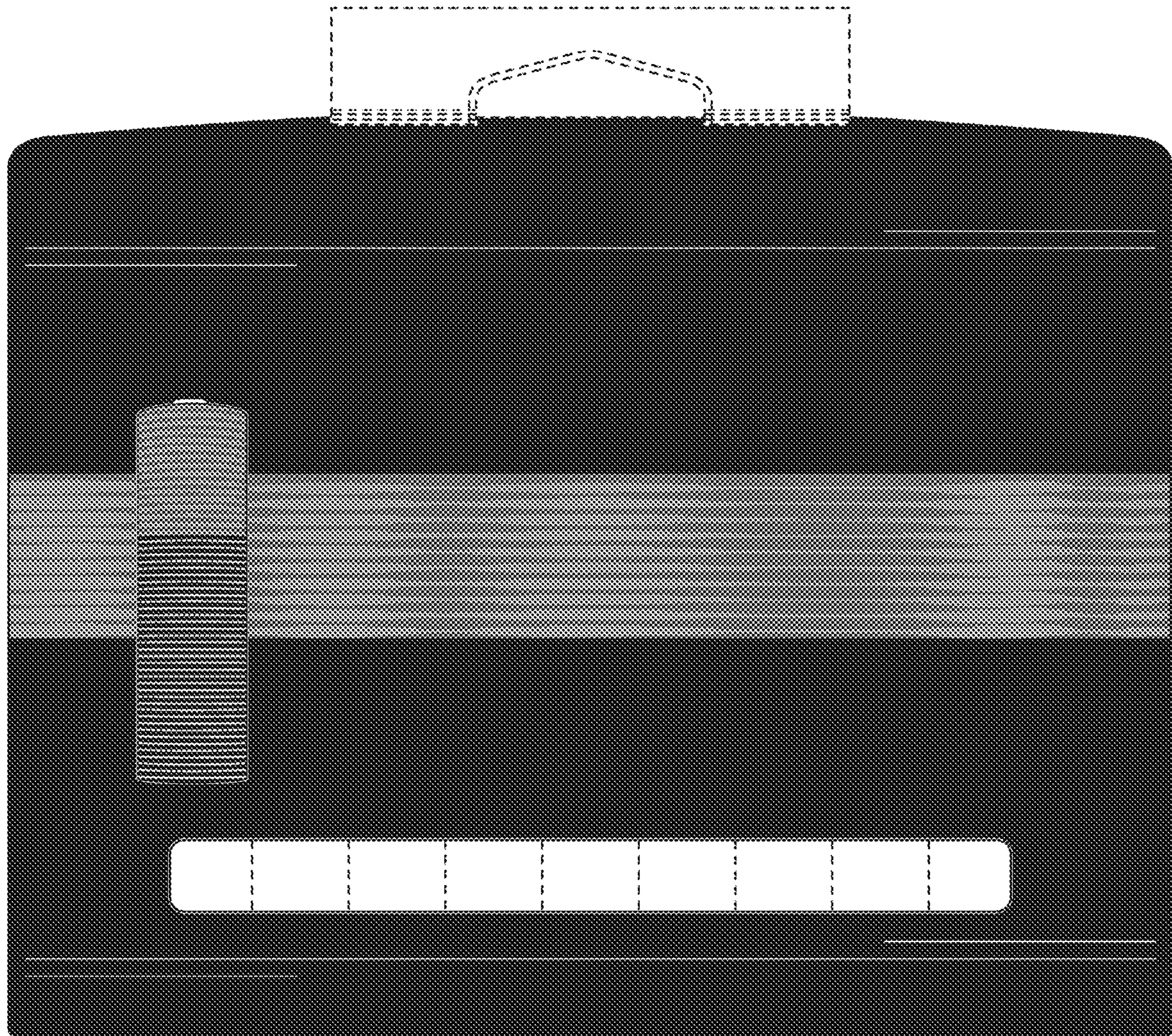


FIG. 6

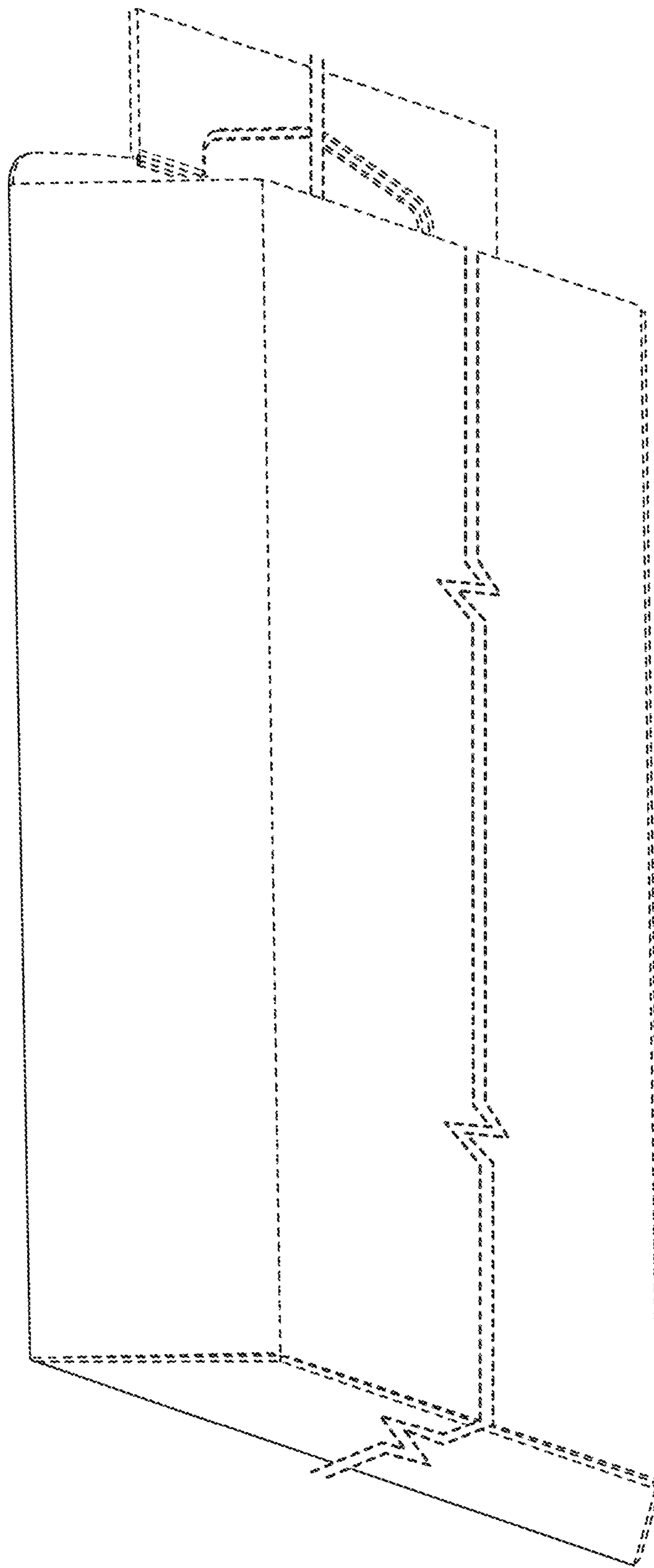


FIG. 7

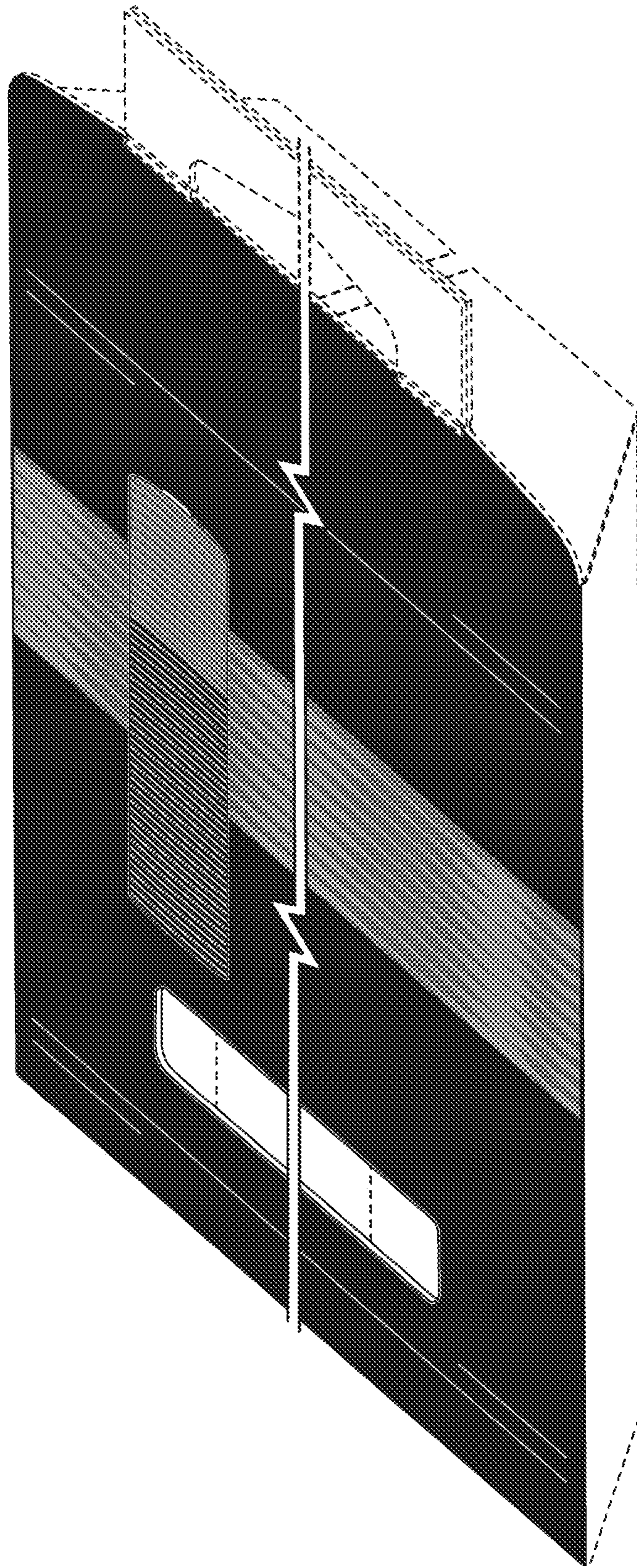


FIG. 8

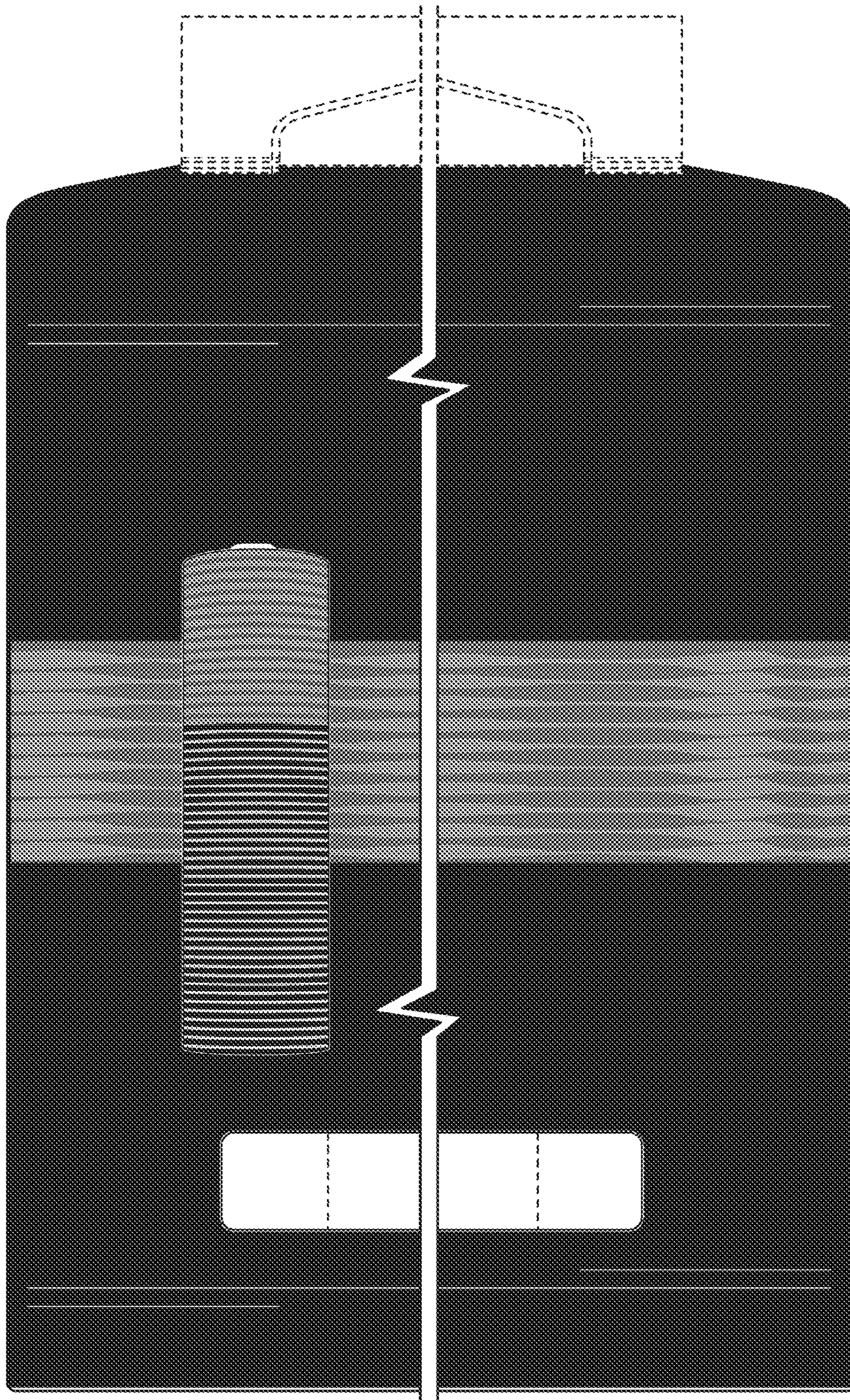


FIG. 9