



US00D971735S

(12) **United States Design Patent**
Van Den Bergh et al.

(10) **Patent No.:** **US D971,735 S**
(45) **Date of Patent:** **** Dec. 6, 2022**

(54) **BOTTOM DISPENSING CONTAINER**

(56) **References Cited**

(71) Applicant: **The Procter & Gamble Company**,
Cincinnati, OH (US)

U.S. PATENT DOCUMENTS

(72) Inventors: **Pieter Paul Dirk Jenny Maria Van Den Bergh**, Martens Latem (BE);
Vincent Hubert Monique De Wilde, Holsbeek (BE); **David James McNeill**, London (GB)

D178,919 S	10/1956	Grebowiec	
D259,022 S *	4/1981	Weckman	D9/542
D259,542 S *	6/1981	Shortino	D9/571
D329,984 S *	10/1992	Walravens	D9/449
D333,266 S *	2/1993	Walravens	D9/520
D424,944 S *	5/2000	Mohary	D9/520
D426,464 S *	6/2000	Mohary	D9/520
D443,821 S	6/2001	Bakic	
D456,717 S *	5/2002	Roher	D9/549
D471,463 S *	3/2003	Jones	D9/551
D504,070 S *	4/2005	Mohary	D9/571
D522,366 S	6/2006	Scott	

(73) Assignee: **The Procter & Gamble Company**,
Cincinnati, OH (US)

(Continued)

(**) Term: **15 Years**

OTHER PUBLICATIONS

(21) Appl. No.: **29/810,379**

All Office Actions; U.S. Appl. No. 29/810,378, dated Mar. 29, 2022.

(22) Filed: **Oct. 5, 2021**

(Continued)

Related U.S. Application Data

Primary Examiner — Dana Meyrow

(60) Continuation of application No. 29/765,021, filed on Jan. 5, 2021, now Pat. No. Des. 934,689, which is a division of application No. 29/738,226, filed on Jun. 16, 2020, now Pat. No. Des. 909,878.

(74) *Attorney, Agent, or Firm* — Carolyn S. Powell; Melissa Gartstein Krasovec

(51) **LOC (13) Cl.** **09-01**

(57) **CLAIM**

(52) **U.S. Cl.**

The ornamental design for a bottom dispensing container or the like, as shown and described above.

USPC **D9/563**; D9/521; D9/571; D9/574

DESCRIPTION

(58) **Field of Classification Search**

USPC D9/434, 447, 449, 454, 500, 503–504, D9/516, 529–530, 542, 549, 550, 558, D9/563, 571, 574, 715, 719, 435, 537, D9/539

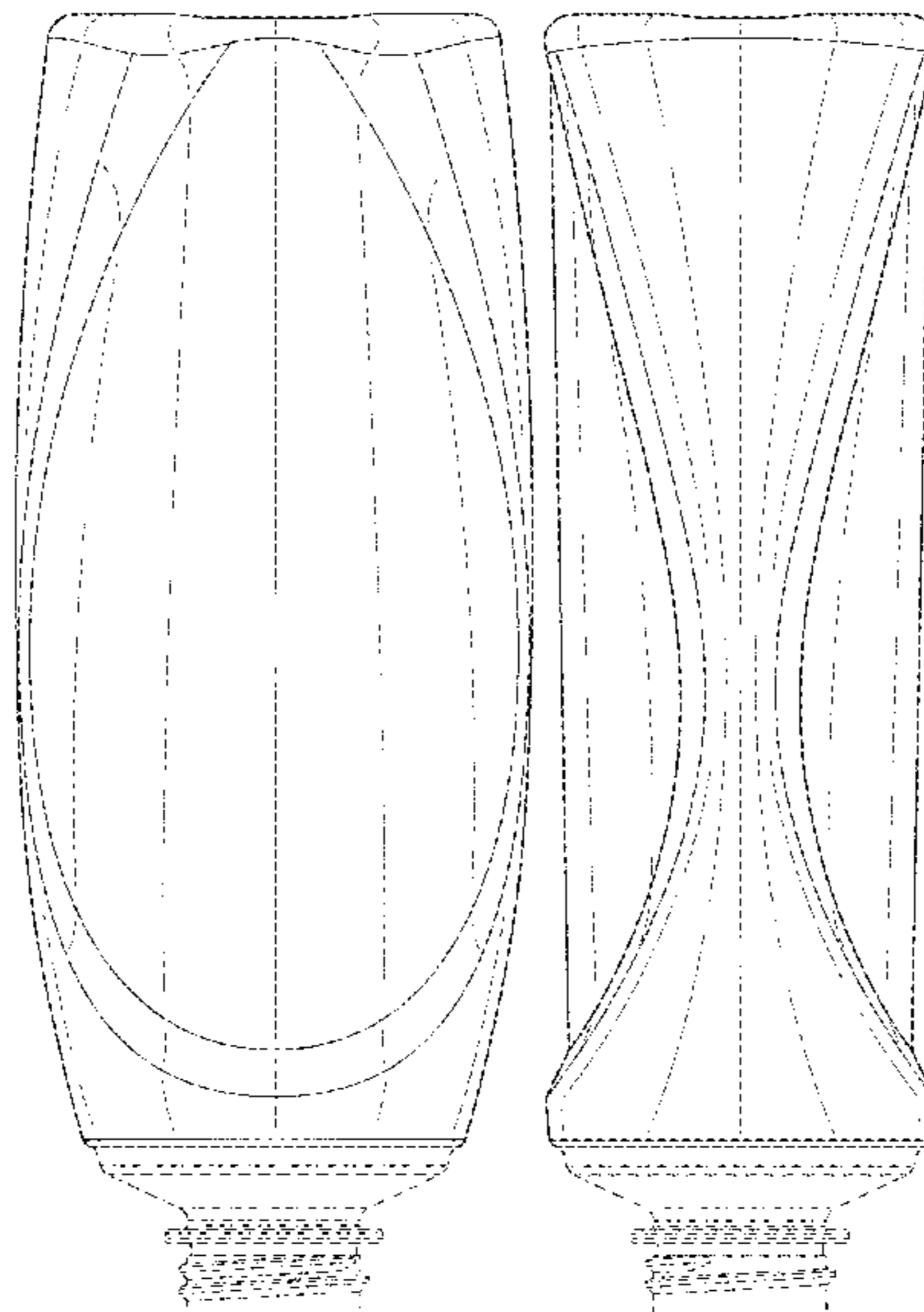
FIG. 1 is a perspective view of a bottom dispensing container;
FIG. 2 is a front view thereof;
FIG. 3 is a rear view thereof;
FIG. 4 is a left side view thereof;
FIG. 5 is a right side view thereof;
FIG. 6 is a top plan view thereof; and,
FIG. 7 is a bottom view thereof.

CPC B65D 1/00; B65D 1/02; B65D 1/0223; B65D 23/00; B65D 51/32; B65D 2501/00; B65D 2501/0009; B65D 2501/0081

The broken lines in the drawings illustrate the portions of the bottom dispensing container that form no part of the claimed design.

See application file for complete search history.

1 Claim, 3 Drawing Sheets



(56)

References Cited

U.S. PATENT DOCUMENTS

D535,563	S	1/2007	Martin	
D543,846	S	6/2007	Kitamura et al.	
D550,082	S	9/2007	Ng et al.	
D563,232	S *	3/2008	Mongeon	D9/570
D588,921	S	3/2009	Williams	
D588,923	S *	3/2009	Mongeon	D9/551
D640,561	S	6/2011	Seys	
D691,479	S	10/2013	Bea et al.	
D739,736	S	9/2015	Fleischhacker	
D739,750	S *	9/2015	Luijendijk	D9/542
9,289,045	B2 *	3/2016	Akinbobola	B65D 1/023
D757,558	S *	5/2016	Kim	D9/563
D801,821	S *	11/2017	Toh	D9/565
D801,822	S *	11/2017	Toh	D9/565
D802,435	S *	11/2017	Toh	D9/565
D810,576	S *	2/2018	Hawry	D9/542
D864,723	S *	10/2019	Banerjee	D9/542
10,441,515	B2 *	10/2019	Akinbobola	A61Q 5/08
D875,536	S *	2/2020	Sheridan	D9/542
D888,560	S	6/2020	Harris et al.	
D909,878	S *	2/2021	Van Den Berg	D9/542
D930,479	S	9/2021	Harris et al.	
D942,275	S	2/2022	Sanghavi	
D944,092	S *	2/2022	Toh	D9/551
2014/0331416	A1 *	11/2014	Akinbobola	B65D 79/0084 8/405

OTHER PUBLICATIONS

All Office Actions; U.S. Appl. No. 29/738,226, dated Jun. 16, 2020.

All Office Actions; U.S. Appl. No. 29/810,380, dated Oct. 5, 2021.

* cited by examiner

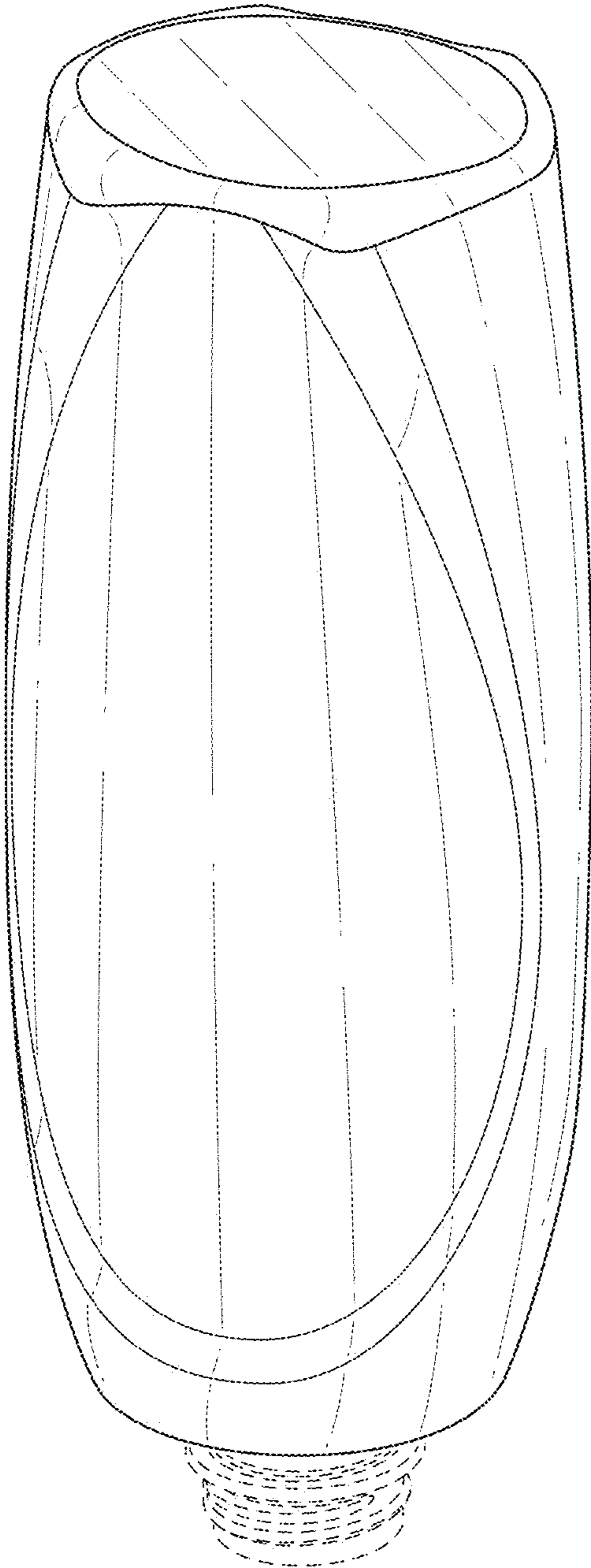


FIG. 1

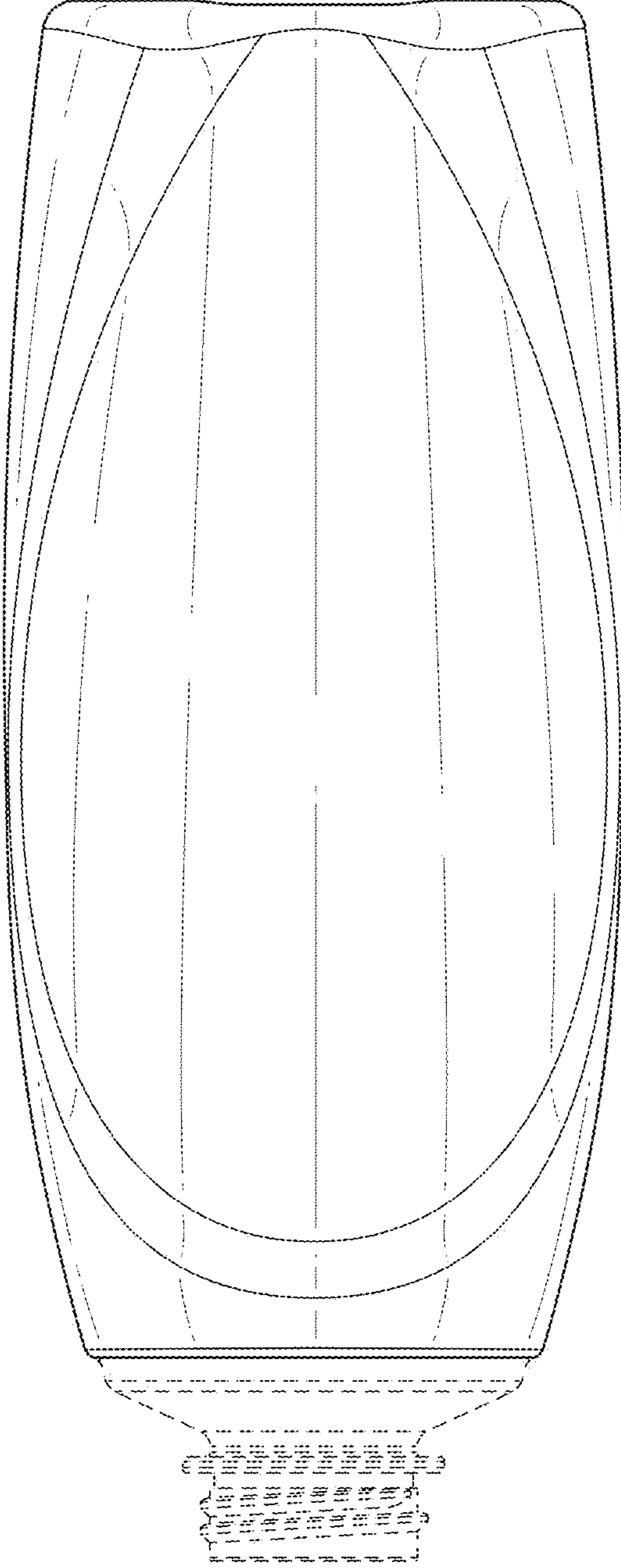


FIG. 2

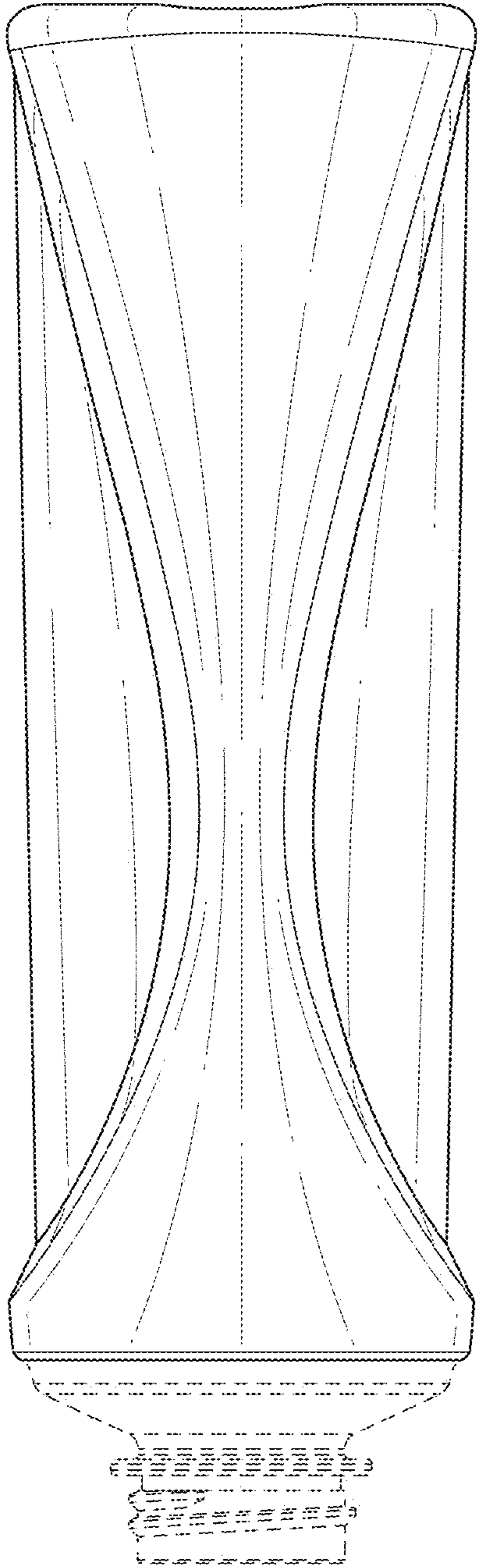


FIG. 3

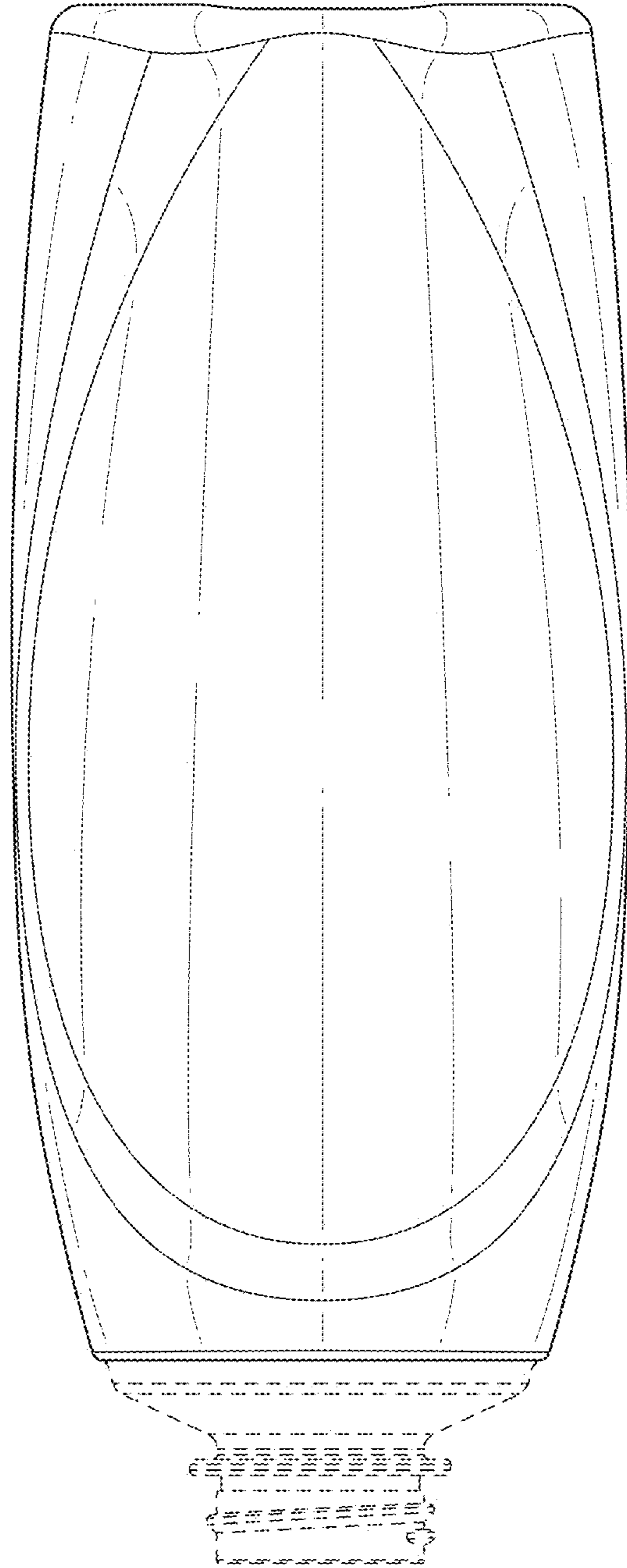


FIG. 4

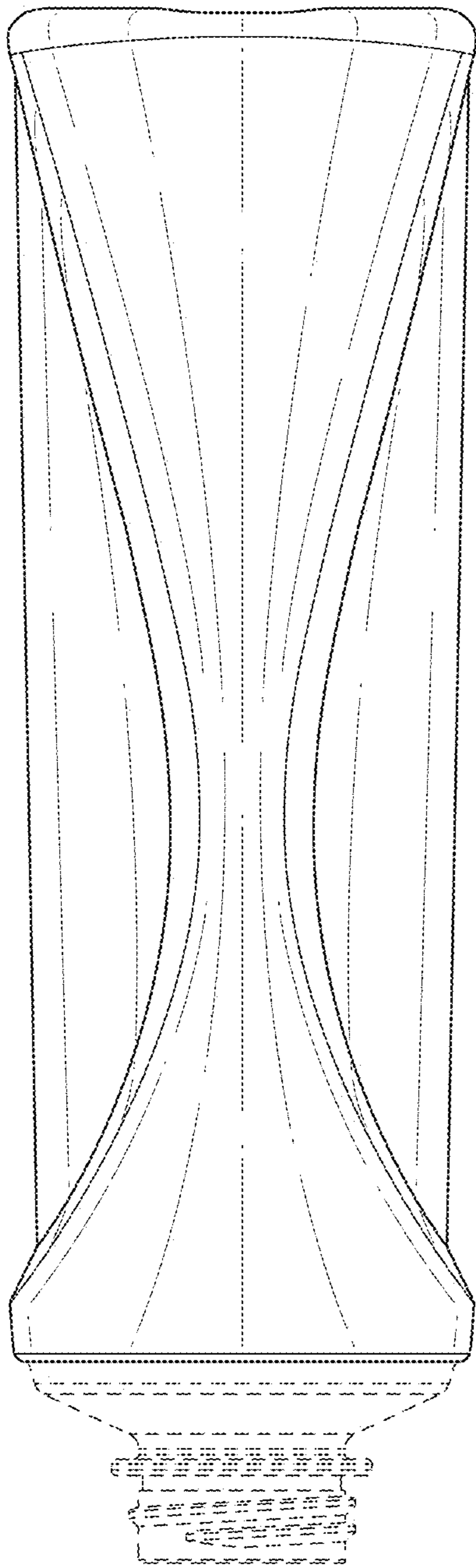


FIG. 5

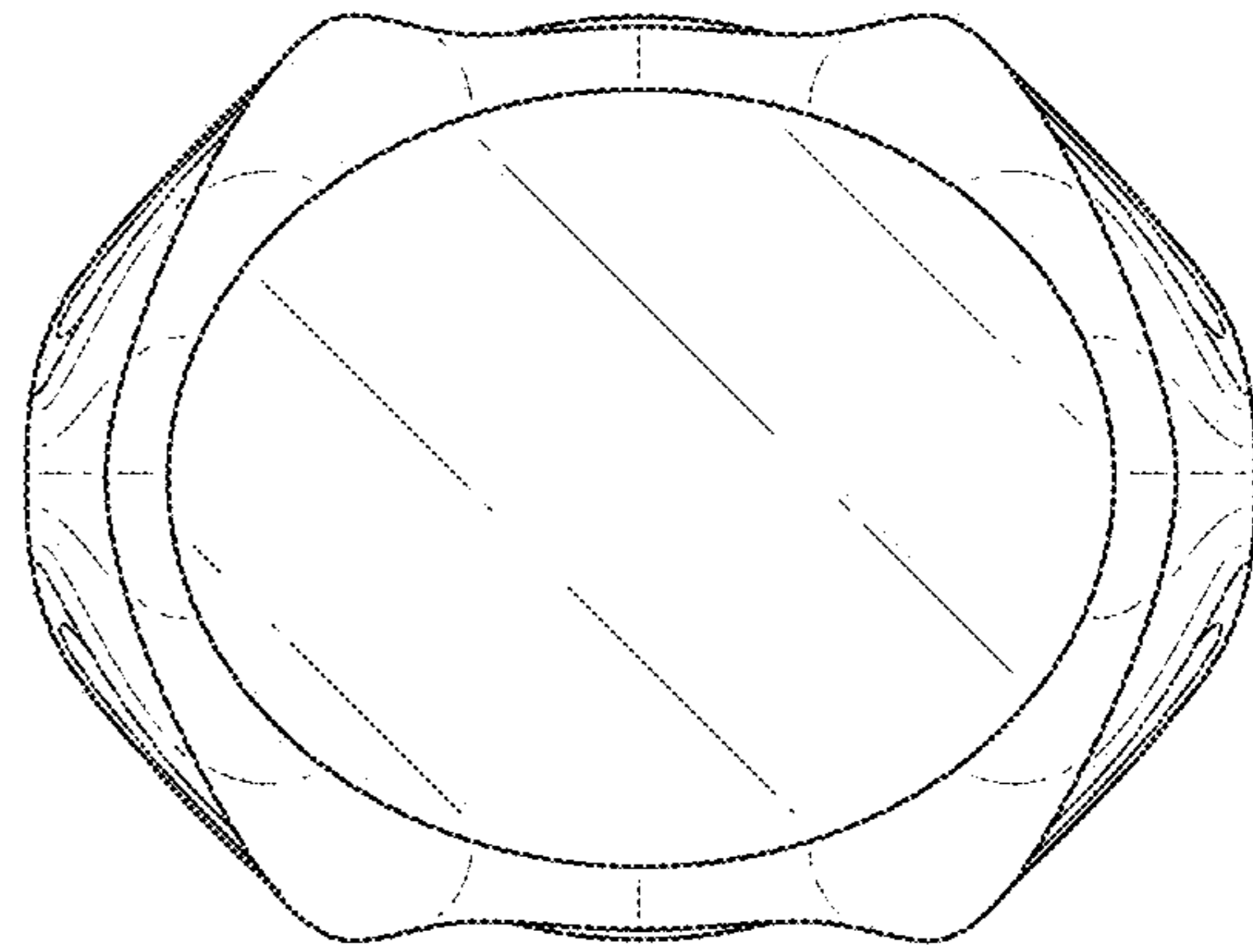


FIG. 6

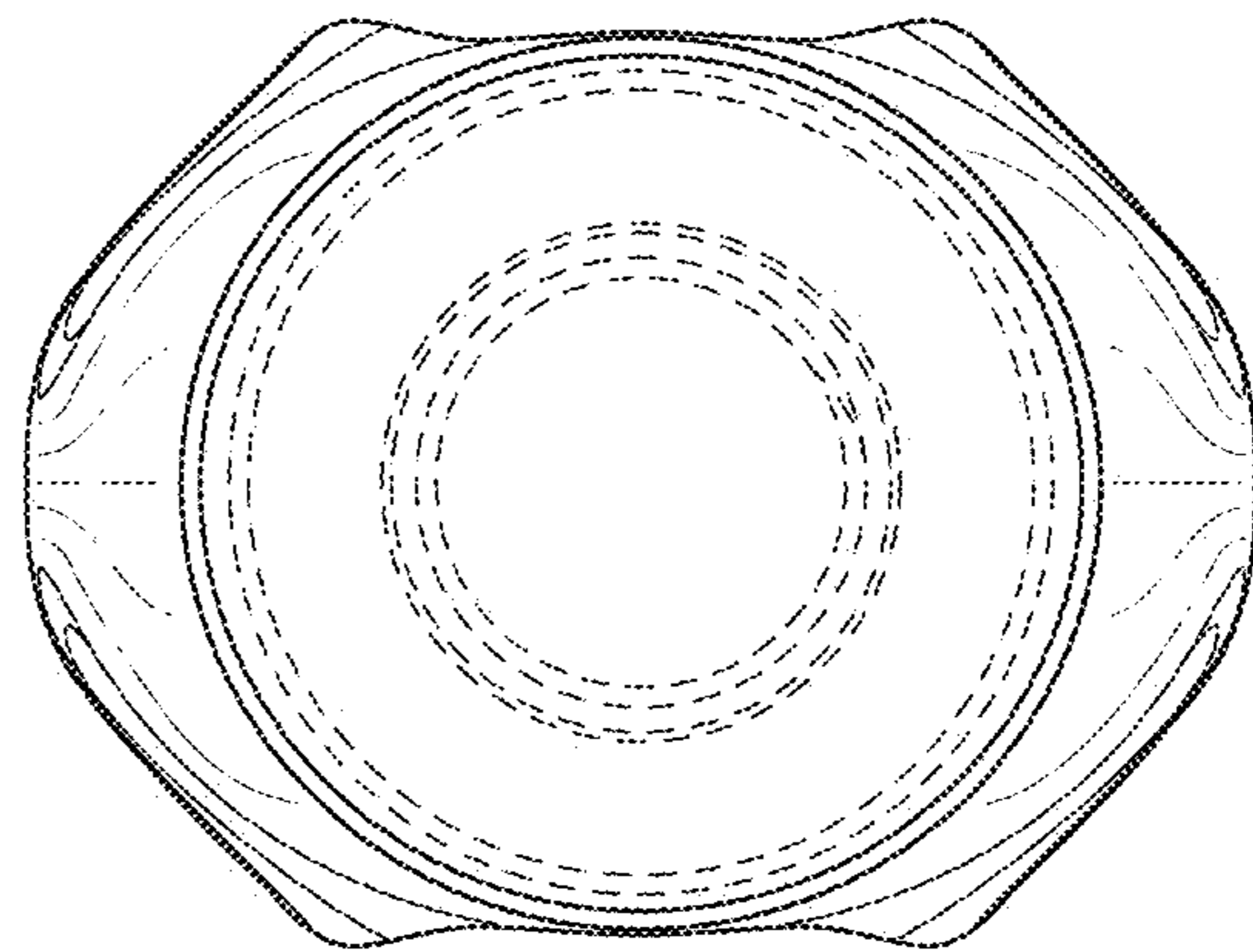


FIG. 7