



US00D971732S

(12) **United States Design Patent** (10) **Patent No.:** **US D971,732 S**  
**Van Den Bergh et al.** (45) **Date of Patent:** **\*\* Dec. 6, 2022**

(54) **BOTTOM DISPENSING CONTAINER**

(56) **References Cited**

(71) Applicant: **The Procter & Gamble Company**,  
Cincinnati, OH (US)

U.S. PATENT DOCUMENTS

(72) Inventors: **Pieter Paul Dirk Jenny Maria Van Den Bergh**, Martens Latem (BE);  
**Vincent Hubert Monique De Wilde**, Holsbeek (BE); **David James McNeill**, London (GB)

D67,808 S	7/1925	Krammer	
D178,919 S *	10/1956	Grebowiec	D9/500
D259,022 S	4/1981	Weckman	
D259,542 S	6/1981	Shortino	
D329,984 S	10/1992	Walravens	
D333,266 S	2/1993	Walravens	
D411,745 S *	6/1999	Mohary	D9/449
D424,944 S	5/2000	Saunders et al.	
D426,464 S	6/2000	Saunders et al.	
D443,821 S *	6/2001	Bakic	D9/500
D456,717 S	5/2002	Roher	
D471,463 S	3/2003	Jones et al.	

(73) Assignee: **The Procter & Gamble Company**,  
Cincinnati, OH (US)

(Continued)

(\*\*) Term: **15 Years**

(21) Appl. No.: **29/810,380**

OTHER PUBLICATIONS

(22) Filed: **Oct. 5, 2021**

All Office Actions; U.S. Appl. No. 29/810,378, filed Mar. 29, 2022.  
(Continued)

**Related U.S. Application Data**

*Primary Examiner* — Dana Meyrow  
(74) *Attorney, Agent, or Firm* — Carolyn S. Powell;  
Melissa Gartstein Krasovec

(60) Continuation of application No. 29/765,021, filed on Jan. 5, 2021, now Pat. No. Des. 934,689, which is a division of application No. 29/738,226, filed on Jun. 16, 2020, now Pat. No. Des. 909,878.

(57) **CLAIM**

The ornamental design for a bottom dispensing container or the like, as shown and described above.

(51) **LOC (13) Cl.** ..... **09-01**

**DESCRIPTION**

(52) **U.S. Cl.**  
USPC ..... **D9/503**; D9/454

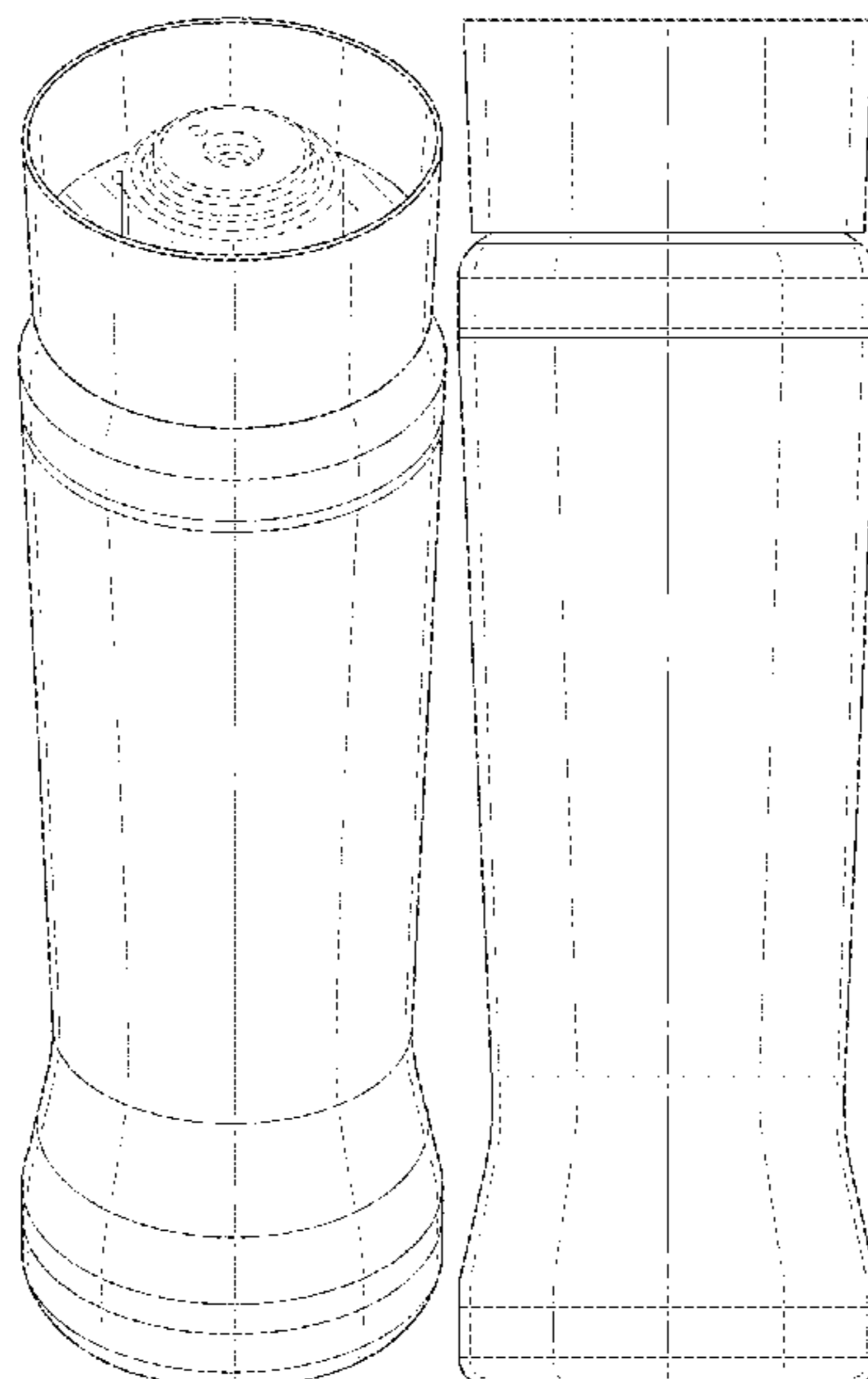
(58) **Field of Classification Search**  
USPC ..... D9/434, 447, 449, 454, 500, 503–504,  
D9/516, 529–530, 542, 549, 550, 558,  
D9/563, 571, 574, 715, 719, 435, 537,  
D9/539  
CPC ..... B65D 1/00; B65D 1/02; B65D 1/0223;  
B65D 23/00; B65D 51/32; B65D  
2501/00; B65D 2501/0009; B65D  
2501/0081

FIG. 1 is a perspective view of a bottom dispensing container;  
FIG. 2 is a front view thereof;  
FIG. 3 is a rear view thereof;  
FIG. 4 is a left side view thereof;  
FIG. 5 is a right side view thereof;  
FIG. 6 is a top plan view thereof; and,  
FIG. 7 is a bottom view thereof.

The broken lines in the drawings illustrate the portions of the bottom dispensing container that form no part of the claim.

See application file for complete search history.

**1 Claim, 3 Drawing Sheets**



(56)

References Cited

U.S. PATENT DOCUMENTS

D504,070 S 4/2005 Mohary et al.  
 D522,366 S \* 6/2006 Scott ..... D9/500  
 D535,563 S \* 1/2007 Martin ..... D9/500  
 D543,846 S \* 6/2007 Kitamura ..... D9/500  
 D550,082 S \* 9/2007 Ng ..... D9/500  
 D563,232 S 3/2008 Mongeon et al.  
 D588,921 S \* 3/2009 Williams ..... D9/539  
 D588,923 S 3/2009 Mongeon et al.  
 D640,561 S \* 6/2011 Seys ..... D9/439  
 D691,479 S \* 10/2013 Bea ..... D9/503  
 D716,142 S \* 10/2014 Luijendijk ..... D9/449  
 D739,736 S \* 9/2015 Fleischhacker ..... D9/500  
 D739,750 S \* 9/2015 Luijendijk ..... D9/542  
 9,289,045 B2 3/2016 Akinbobola et al.  
 D757,558 S 5/2016 Kim et al.  
 D801,821 S 11/2017 Toh et al.  
 D801,822 S 11/2017 Toh et al.  
 D802,435 S 11/2017 Toh et al.

D810,576 S 2/2018 Hawry et al.  
 D864,723 S 10/2019 Banerjee  
 10,441,515 B2 10/2019 Akinbobola et al.  
 D875,536 S 2/2020 Sheridan  
 D888,560 S \* 6/2020 Harris ..... D9/500  
 D909,878 S \* 2/2021 Van Den Berg ..... D9/542  
 D930,479 S \* 9/2021 Harris ..... D9/500  
 D934,689 S \* 11/2021 Van Den Berg ..... D9/503  
 D937,679 S \* 12/2021 Severn ..... D9/500  
 D942,275 S \* 2/2022 Sanghavi ..... D9/503  
 D944,092 S 2/2022 Toh  
 2012/0080450 A1 \* 4/2012 Dziersk ..... B65D 51/249  
 222/173  
 2014/0331416 A1 11/2014 Akinbobola et al.

OTHER PUBLICATIONS

All Office Actions; U.S. Appl. No. 29/810,379, filed Oct. 5, 2021.  
 All Office Actions; U.S. Appl. No. 29/738,226, filed Jun. 16, 2020.

\* cited by examiner

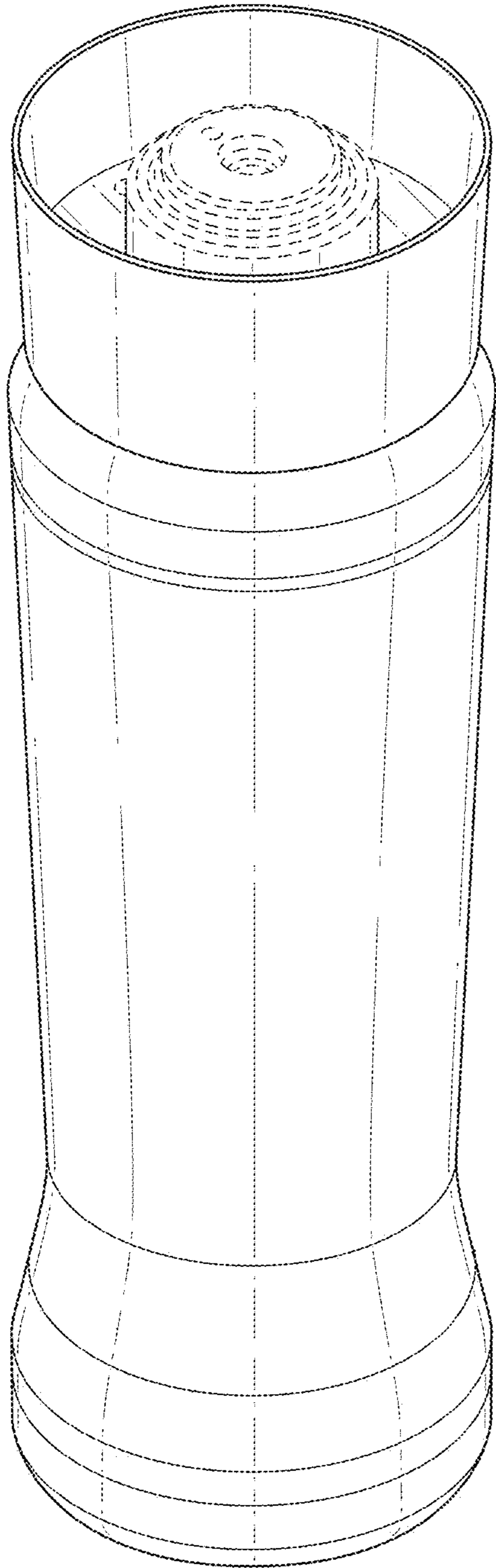


FIG. 1

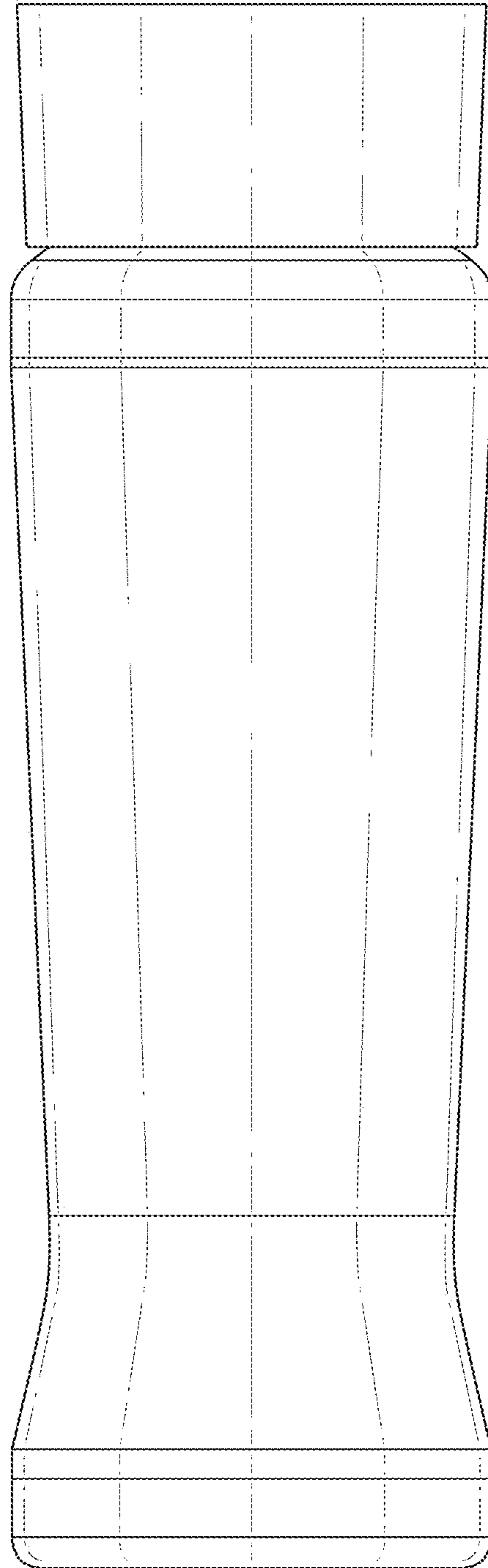


FIG. 2

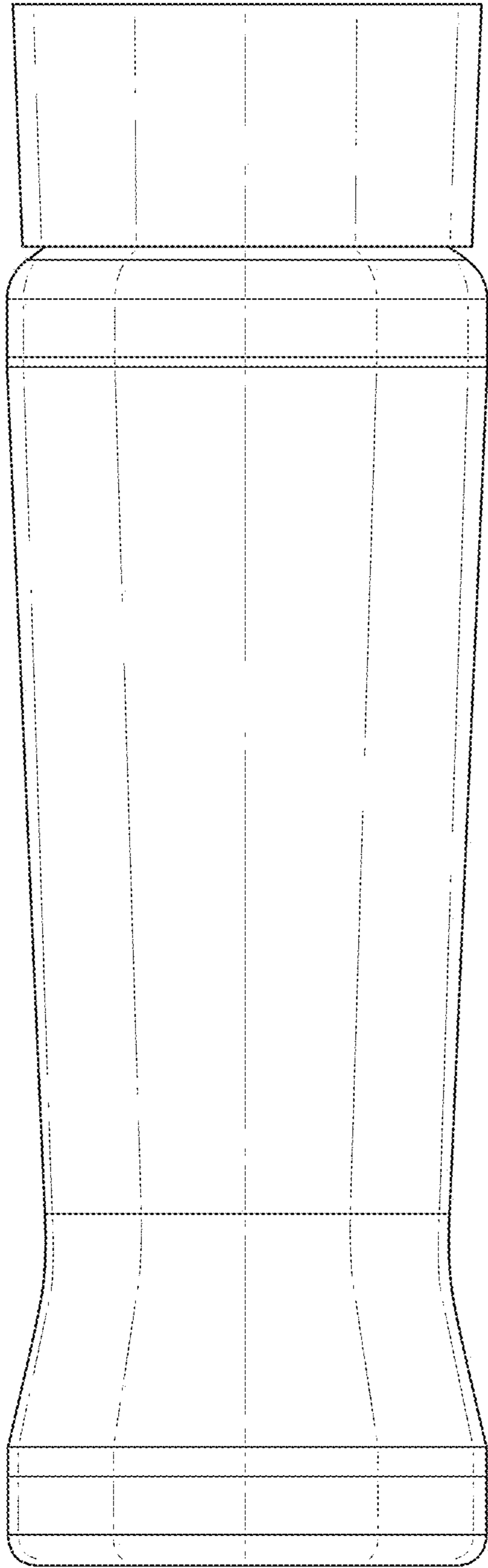


FIG. 3

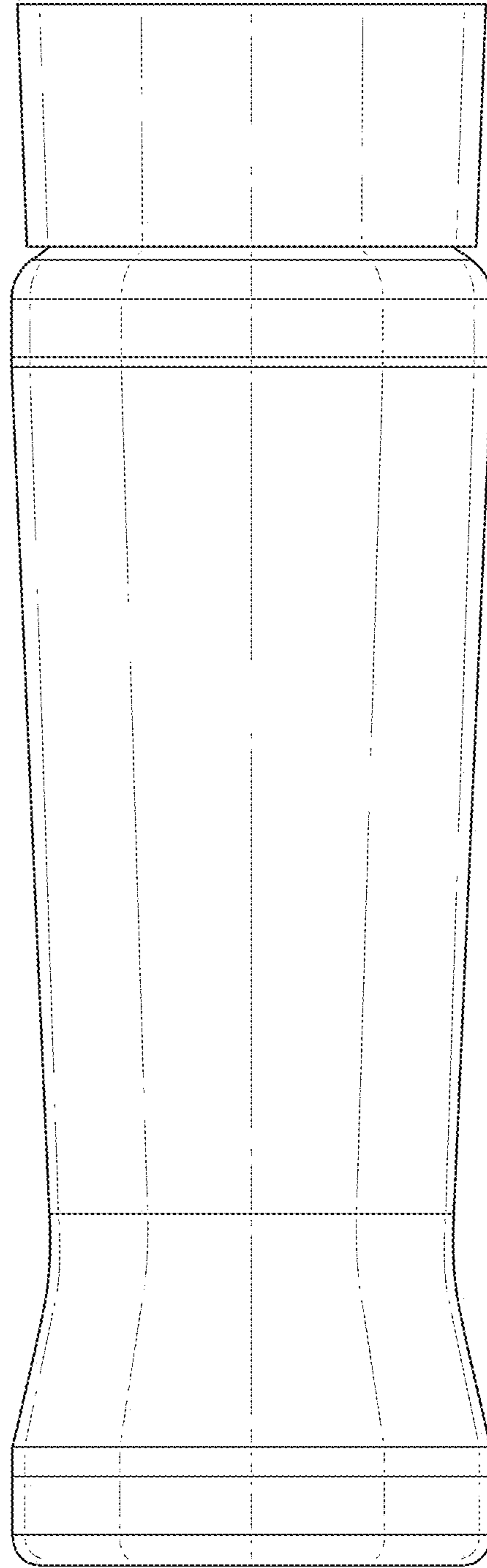


FIG. 4

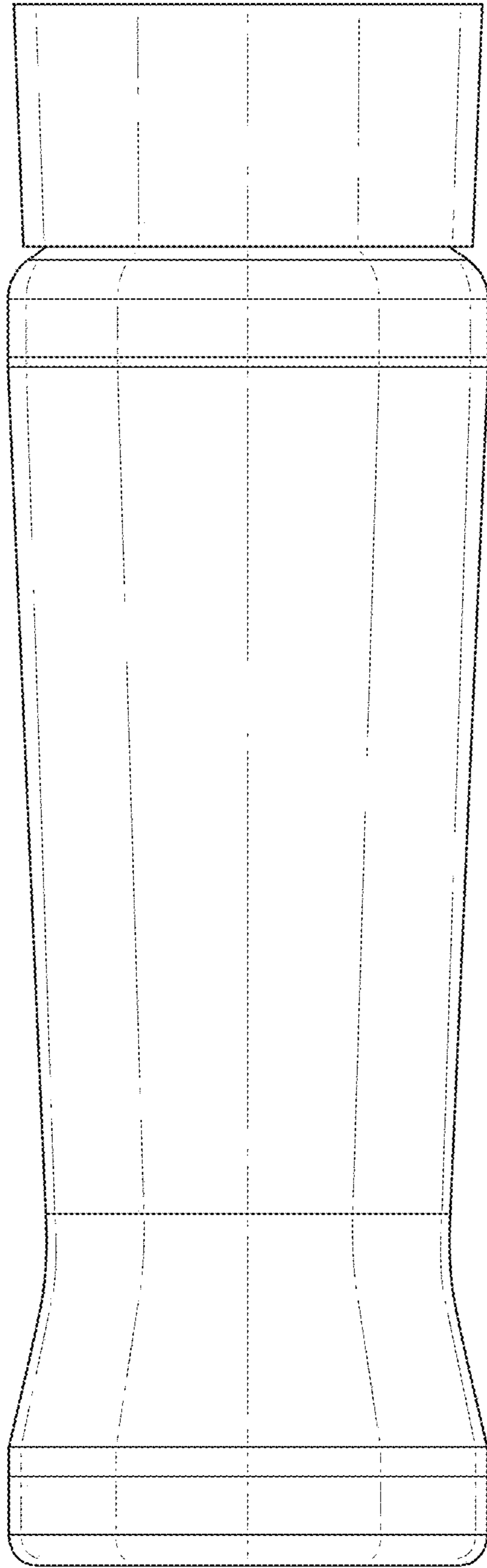


FIG. 5

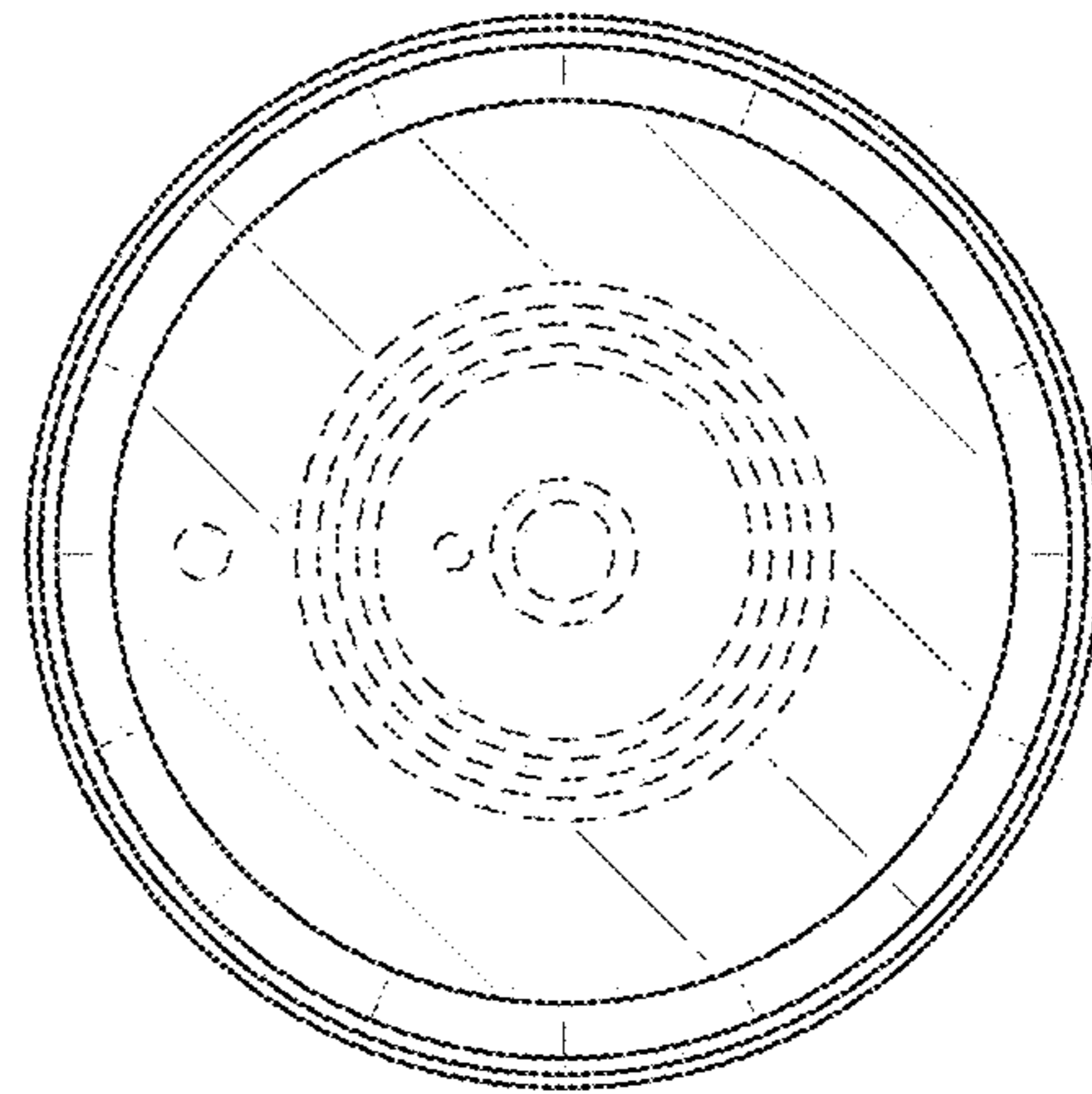


FIG. 6

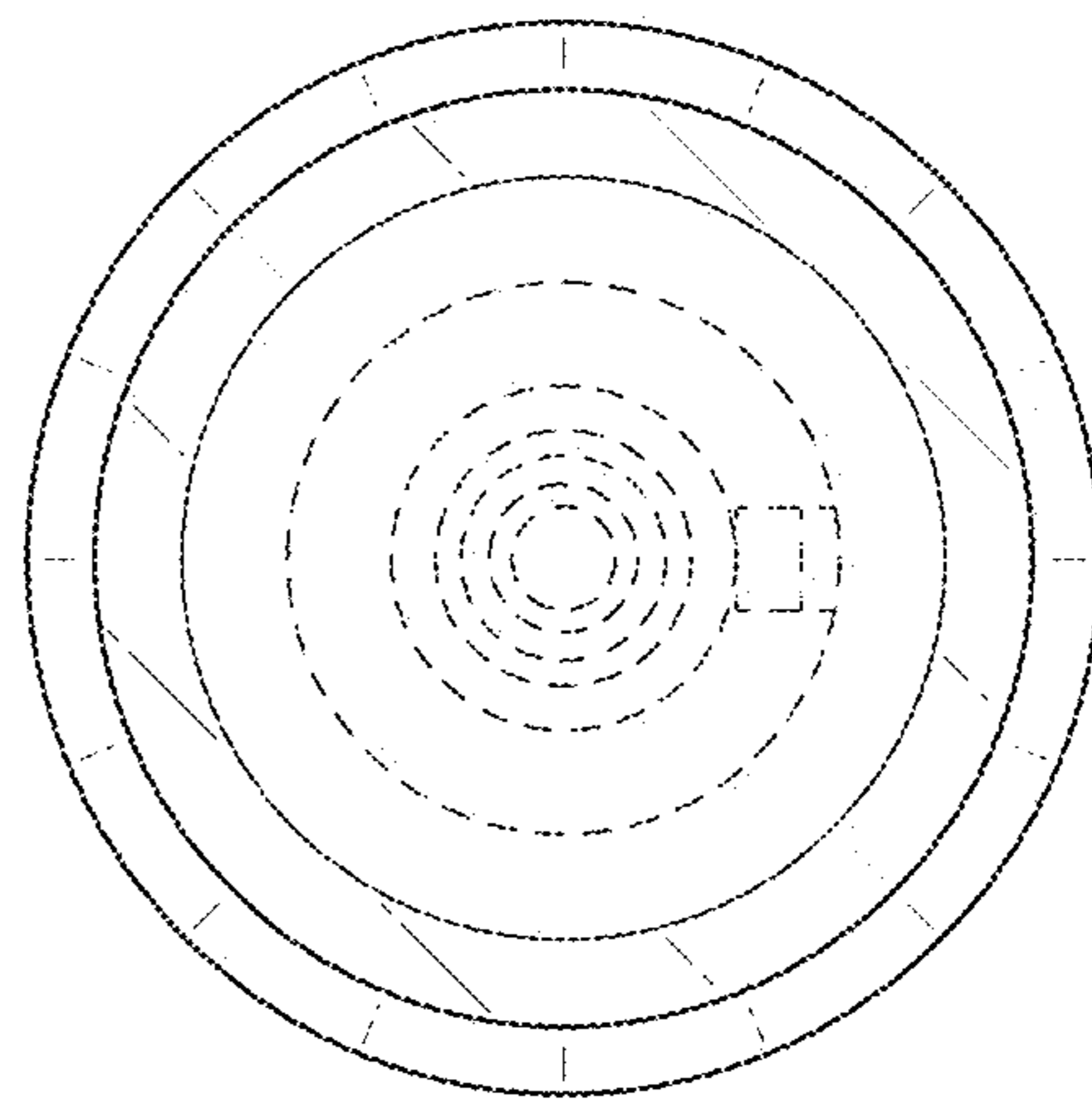


FIG. 7