



US00D971700S

(12) **United States Design Patent** (10) **Patent No.:** **US D971,700 S**  
**Davidov** (45) **Date of Patent:** **\*\* Dec. 6, 2022**

(54) **UTENSIL**

(71) Applicant: **Taste Boosters LLC**, Ossining, NY (US)

(72) Inventor: **Kenneth A. Davidov**, Ossining, NY (US)

(73) Assignee: **TASTE BOOSTERS LLC**, Ossining, NY (US)

(\*\*) Term: **15 Years**

(21) Appl. No.: **29/823,286**

(22) Filed: **Jan. 15, 2022**

**Related U.S. Application Data**

(63) Continuation of application No. 29/748,022, filed on Aug. 26, 2020, now Pat. No. Des. 941,089.

(51) **LOC (13) Cl.** ..... **07-03**

(52) **U.S. Cl.**  
USPC ..... **D7/653**; D7/401.2

(58) **Field of Classification Search**  
USPC ..... D7/368, 395, 401.2, 642-645, 653-664, D7/669, 675-677, 683, 688-689, 691; D14/225; D8/107, 300-301; D22/117-118  
CPC ... A01D 9/02; A01D 9/04; A01D 9/06; A47G 21/00; A47G 21/004; A47G 21/005; A47G 21/02; A47G 21/023; A47G 21/04; A47G 21/06; A47G 21/08; A47J 43/28; A47J 43/281; A47J 43/282; A61F 13/10; A61J 7/0023; B25G 1/00; B25G 1/01; B25G 1/02; B25G 3/00; B65D 75/56; B65D

(Continued)

(56) **References Cited**

**U.S. PATENT DOCUMENTS**

D157,842 S \* 3/1950 Chinnock ..... D7/653  
D171,270 S 1/1954 Sweeney

(Continued)

**OTHER PUBLICATIONS**

U.S. Notice of Allowance on U.S. Appl. No. 29/748,022 dated Oct. 19, 2021 (7 pages).

*Primary Examiner* — Ricky Pham

(74) *Attorney, Agent, or Firm* — Foley & Lardner LLP

(57) **CLAIM**

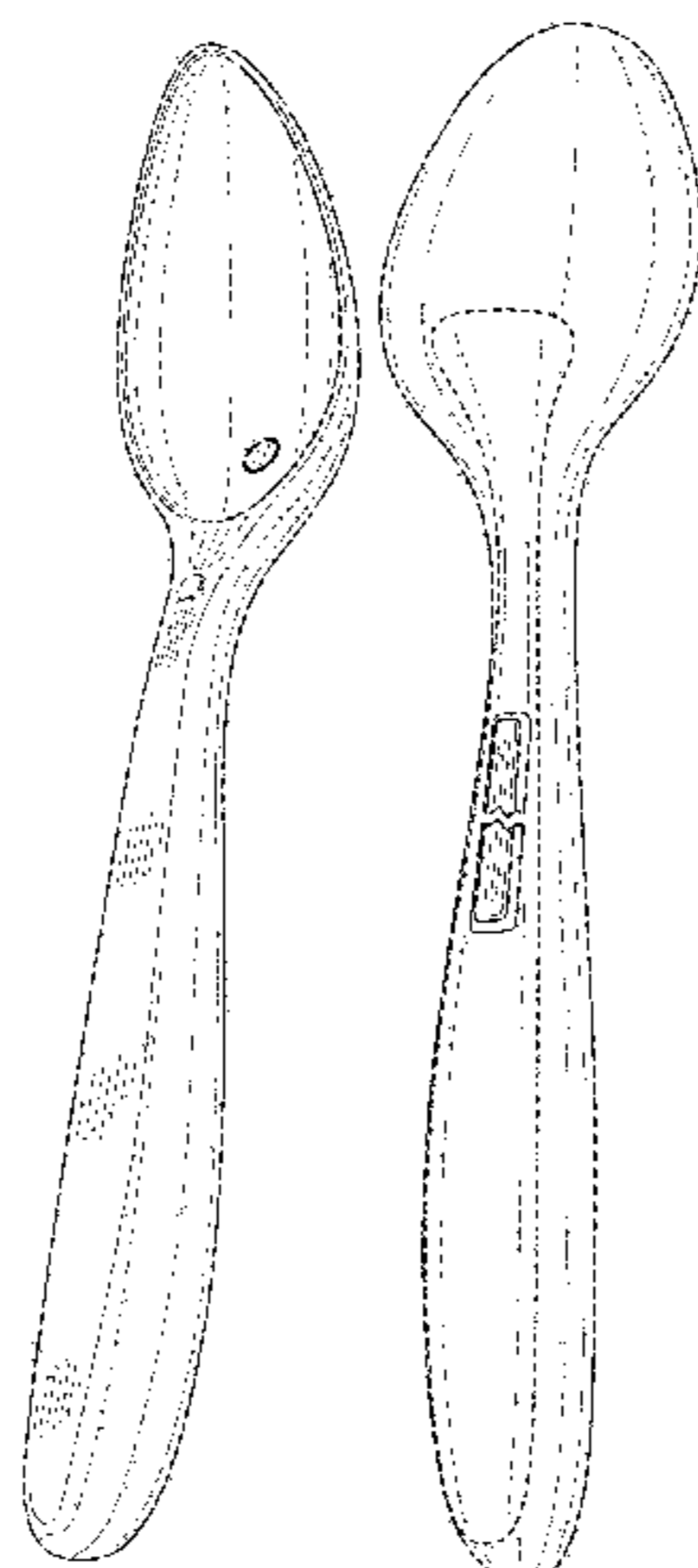
I claim the ornamental design for a utensil, as shown and described.

**DESCRIPTION**

FIG. 1 is a front perspective view of the claimed utensil; FIG. 2 is a rear perspective view thereof; FIG. 3 is a front view thereof; FIG. 4 is a rear view thereof; FIG. 5 is a right side view thereof; FIG. 6 is a left side view thereof; FIG. 7 is a top view thereof; and, FIG. 8 is a bottom view thereof.

The ornamental design which is claimed is shown in solid lines in the drawings. Broken lines of equal or substantially equal length dashes in the figures are for illustrative purposes only and form no part of the claimed design. Broken lines having a jagged element show that no particular length of that portion of the article is claimed, such lines and any portion of the article between such lines form no part of the claimed design. In this regard, the second and eighth embodiments include an object having a broken line having a jagged element whereby it should be understood that this line type indicates that the length of this object may extend from at or near an interface between the handle and a functional end of the utensil (e.g., spoon bowl) to at or near a distal end of the handle furthest from the interface between the handle and the functional end. Oblique lines show a transparent, translucent, highly polished, or reflective surface, and not surface ornamentation.

**1 Claim, 7 Drawing Sheets**



(58) **Field of Classification Search**

CPC ..... 75/563; B65D 75/566; B67B 7/00; B67B  
7/724; B67B 7/73

See application file for complete search history.

(56) **References Cited**

U.S. PATENT DOCUMENTS

D413,770 S	9/1999	Joergensen	
D422,851 S	4/2000	Joergensen	
D551,032 S *	9/2007	Lion .....	D7/653
D605,638 S *	12/2009	Vasilkov .....	D14/225
D614,913 S *	5/2010	Ito .....	D7/653
D614,922 S *	5/2010	Sierra .....	D7/664
D621,229 S	8/2010	De Bretton Gordon	
D682,613 S	5/2013	De Leo	
D690,156 S	9/2013	Apple et al.	
D833,215 S	11/2018	Gonzalez et al.	
D834,381 S	11/2018	Appelbaum et al.	
D834,382 S *	11/2018	Appelbaum .....	D7/401.2
D834,896 S	12/2018	Appelbaum et al.	
D906,062 S	12/2020	Debretton Gordon	
D923,430 S *	6/2021	Winkelmann .....	D7/401.2
D923,431 S	6/2021	Winkelmann	

\* cited by examiner

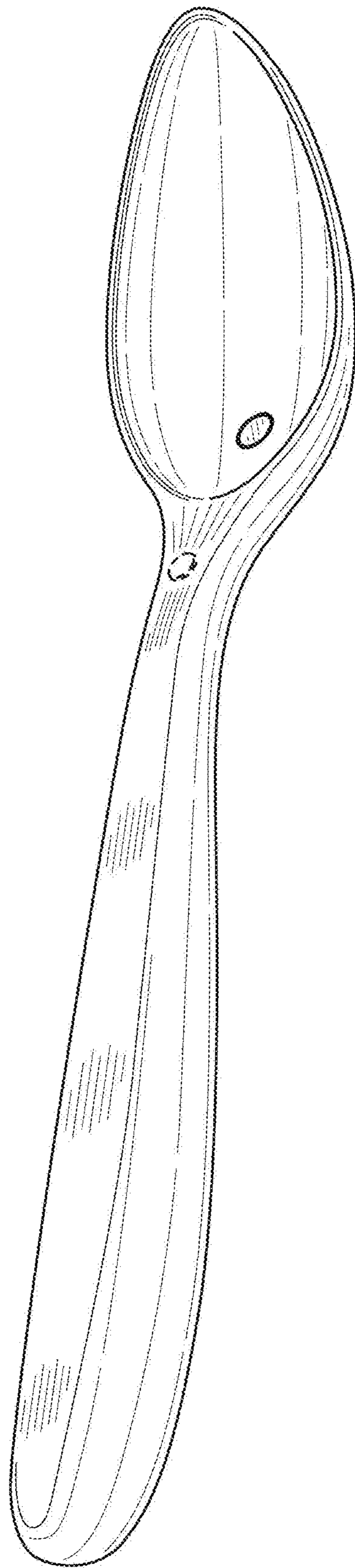


FIG. 1

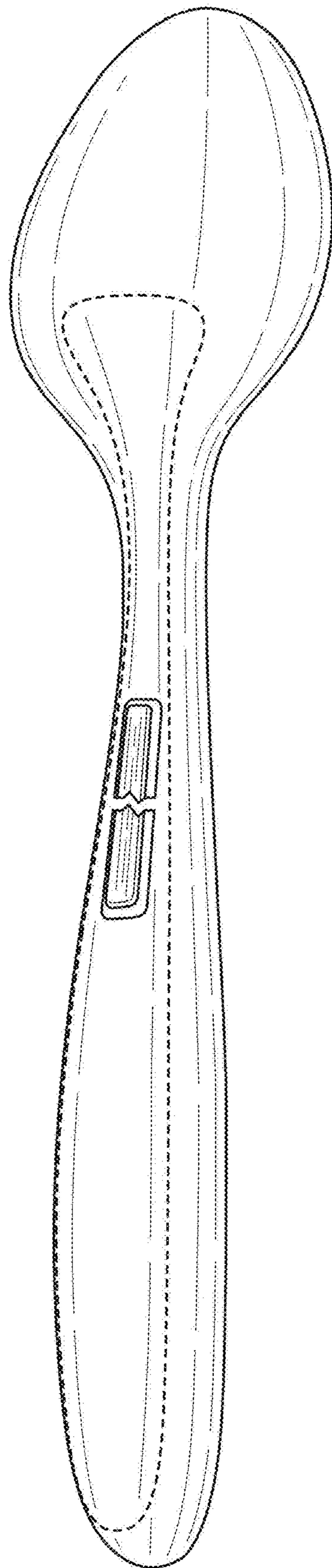


FIG. 2

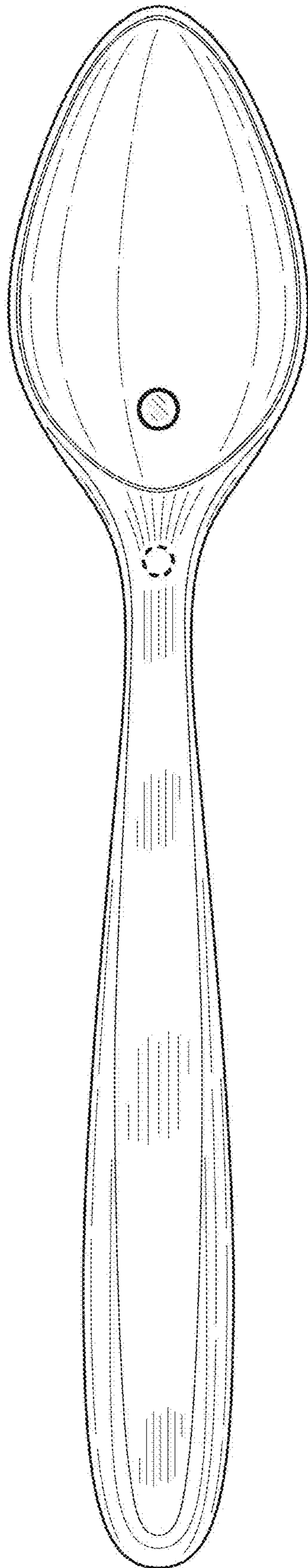


FIG. 3

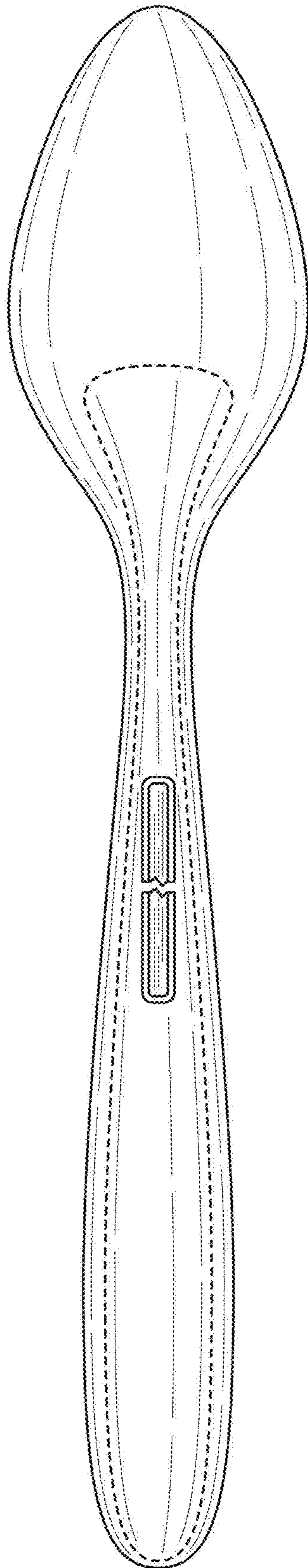


FIG. 4

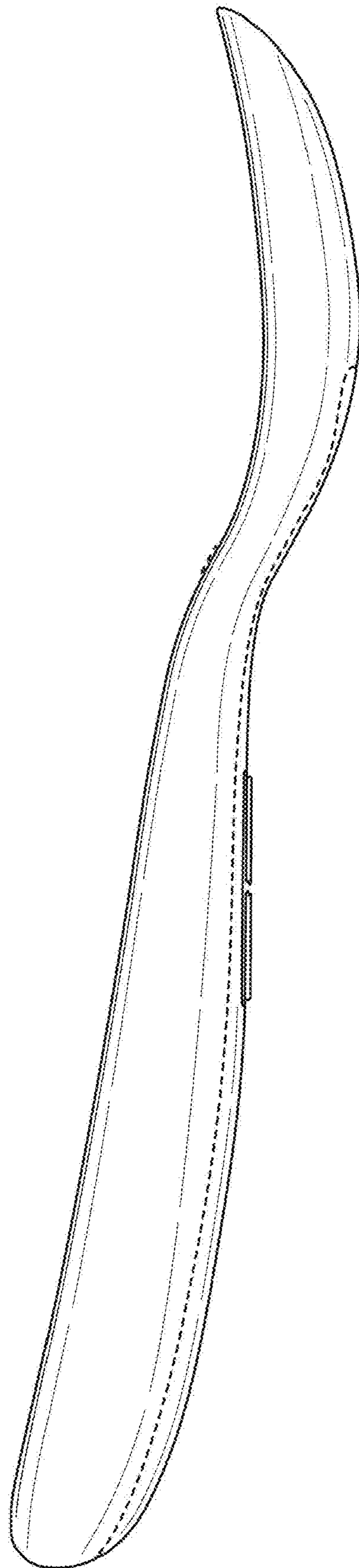


FIG. 5

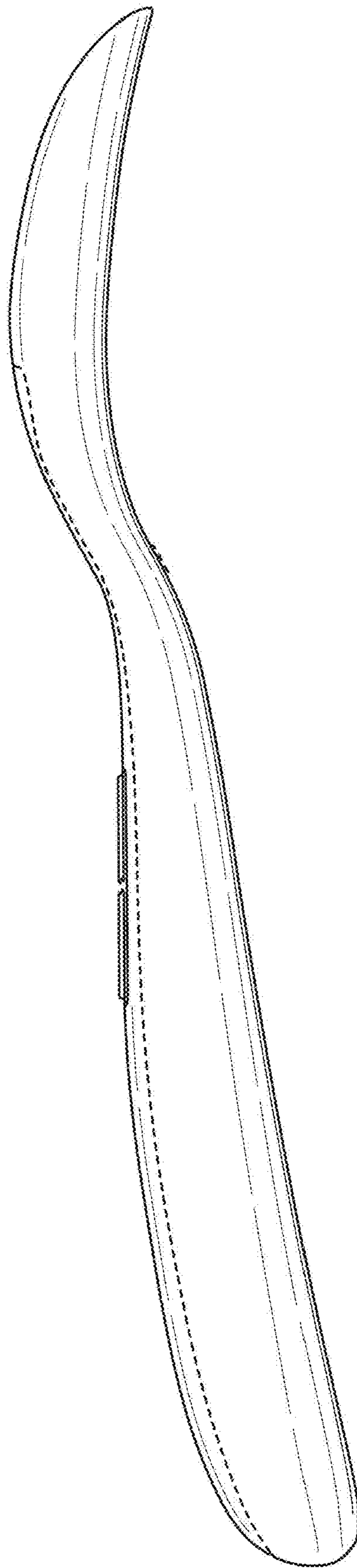


FIG. 6



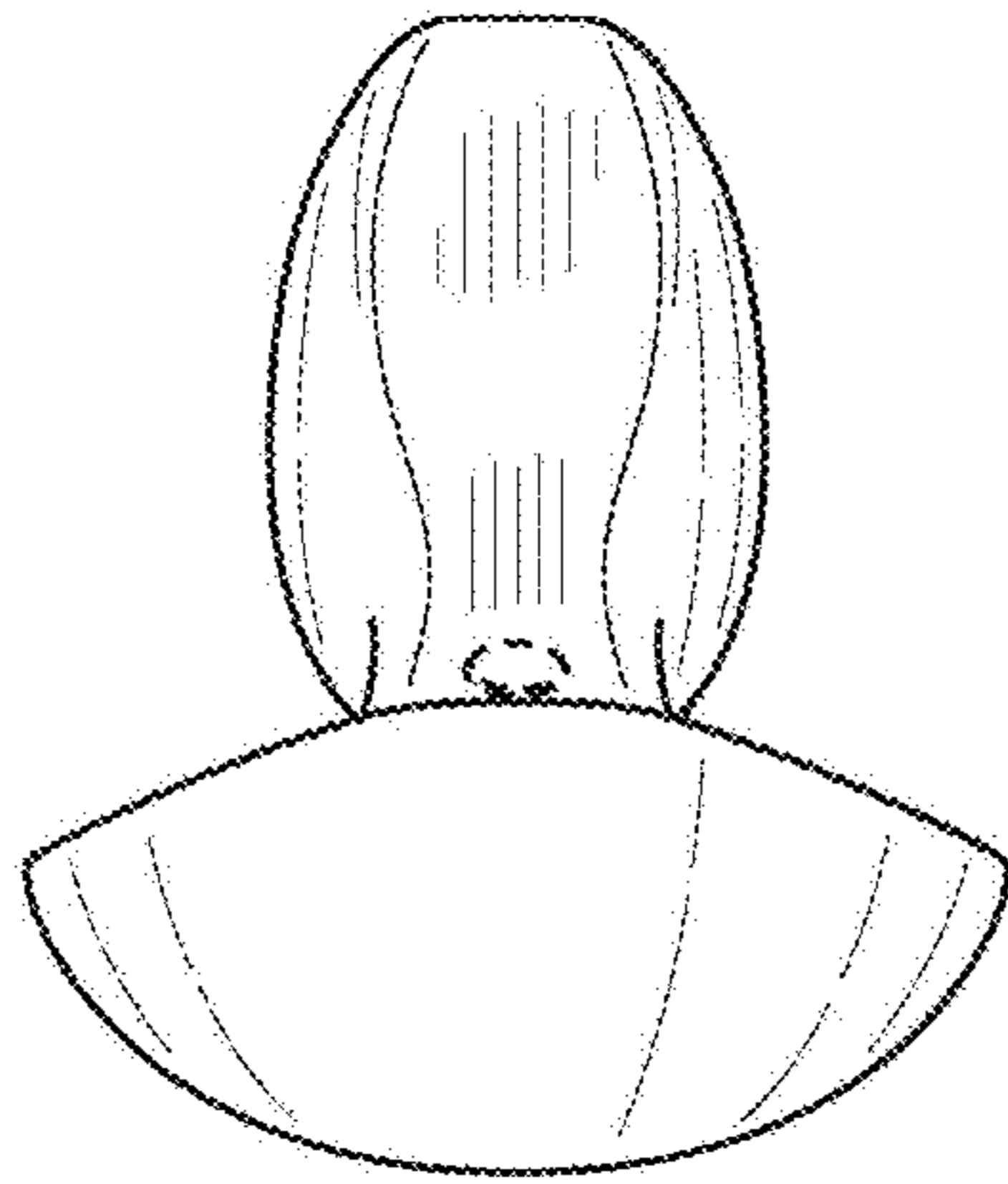


FIG. 7

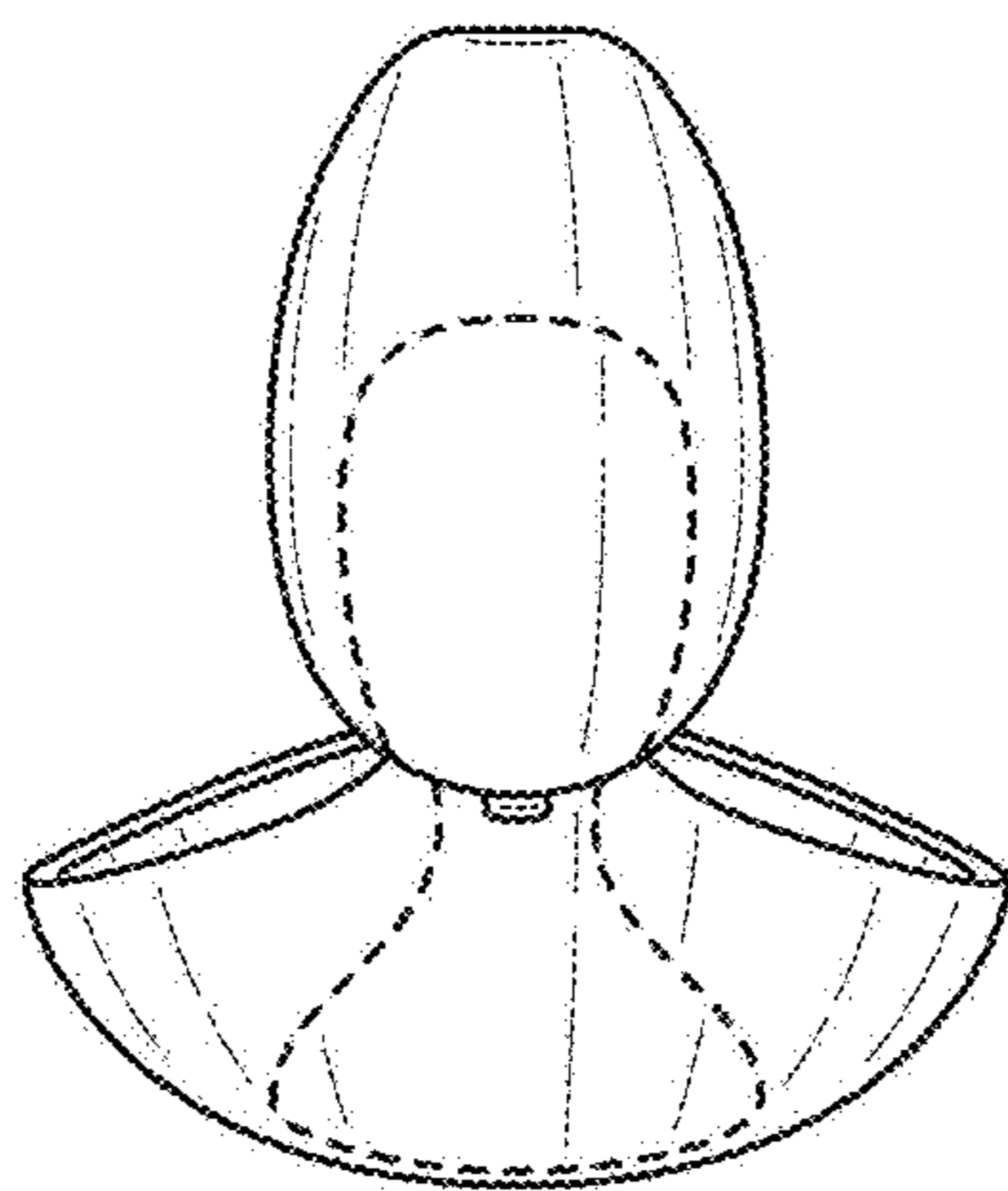


FIG. 8