



US00D971690S

(12) **United States Design Patent** (10) **Patent No.:** **US D971,690 S**
Cai (45) **Date of Patent:** **** Dec. 6, 2022**

(54) **LUNCH BOX**

(71) Applicant: **Chaozhou Chaoan District Lankou Household Products Co., Ltd.**,
Guangdong (CN)

(72) Inventor: **Zilin Cai**, Guangdong (CN)

(**) Term: **15 Years**

(21) Appl. No.: **29/825,133**

(22) Filed: **Jan. 28, 2022**

(51) **LOC (13) Cl.** **09-07**

(52) **U.S. Cl.**
USPC **D7/629**

(58) **Field of Classification Search**
USPC D7/602, 609, 629, 630, 701, 703, 391,
D7/392.1, 397; D9/416, 424, 425, 426,
D9/430, 432, 435, 761; D19/102, 106;
D3/201, 203.6, 273
CPC ... B65D 1/26; B65D 1/40; B65D 5/24; B65D
81/34; B65D 81/3453; B65D 2581/34;
B65D 2581/3437
See application file for complete search history.

(56) **References Cited**

U.S. PATENT DOCUMENTS

4,346,813	A *	8/1982	Cho	B65D 25/04 220/660
D279,952	S *	8/1985	Daenen	D9/425
D682,052	S	5/2013	Thomas		
D880,957	S	4/2020	Xu		
D932,255	S *	10/2021	Dinkheller	D7/629
D951,037	S *	5/2022	El Hassan	D7/703
D959,210	S *	8/2022	Lin	D7/629
2008/0105674	A1 *	5/2008	Hsu	A47J 36/027 219/735
2019/0375551	A1 *	12/2019	Bell	B65D 25/06

OTHER PUBLICATIONS

TargetEvo Stainless Steel Lunch Bento | posted at Amazon.com, posted on Apr. 1, 2021, © 1996-2022 Amazon.com, [online], [site visited Sep. 10, 2022]. Available from Internet, <URL: https://www.amazon.com/dp/B091SL9W9S/ref=sbl_dp_x_dining-lunch-boxes_B06W57PV1G_0> (Year: 2021).*

HOMEFAVOR Bento Lunch Box | posted at Amazon.com, posted on Feb. 18, 2019, © 1996-2022 Amazon.com, [online], [site visited Sep. 10, 2022]. Available from Internet, <URL: <https://www.amazon.com/G-HOMEFAVOR-Stainless-Containers-Dishwasher/dp/B07NW77BS6/>> (Year: 2019).*

* cited by examiner

Primary Examiner — Andrew Kerr

(74) *Attorney, Agent, or Firm* — Che-Yang Chen; Law Office of Michael Chen

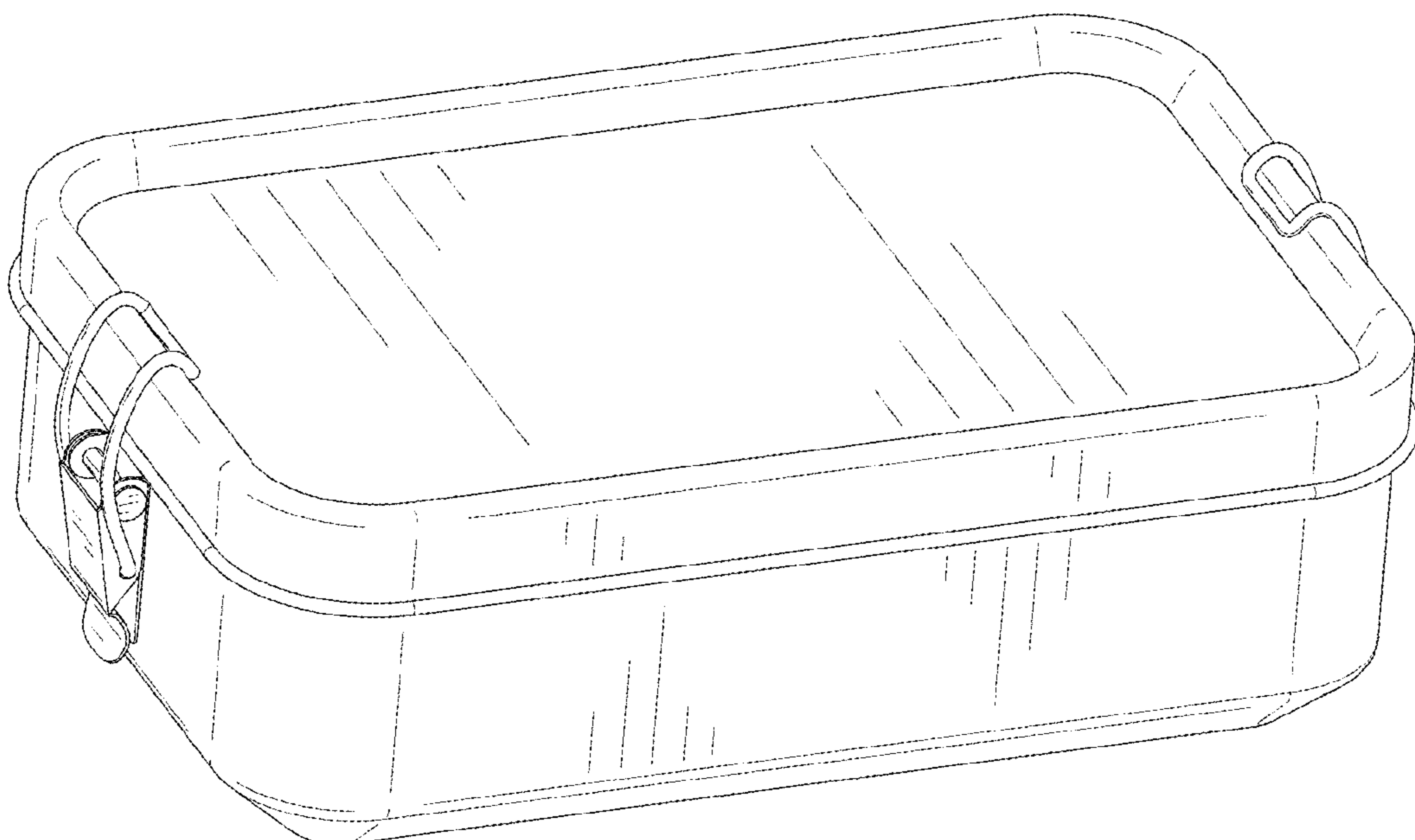
(57) **CLAIM**

The ornamental design for a lunch box, as shown and described.

DESCRIPTION

FIG. 1 is a perspective view of a lunch box showing my new design;
FIG. 2 is a another perspective view thereof;
FIG. 3 is a front elevational view thereof;
FIG. 4 is a rear elevational view thereof;
FIG. 5 is a left side elevational view thereof;
FIG. 6 is a right side elevational view thereof;
FIG. 7 is a top plan view thereof; and,
FIG. 8 is a bottom plan view thereof.

1 Claim, 8 Drawing Sheets



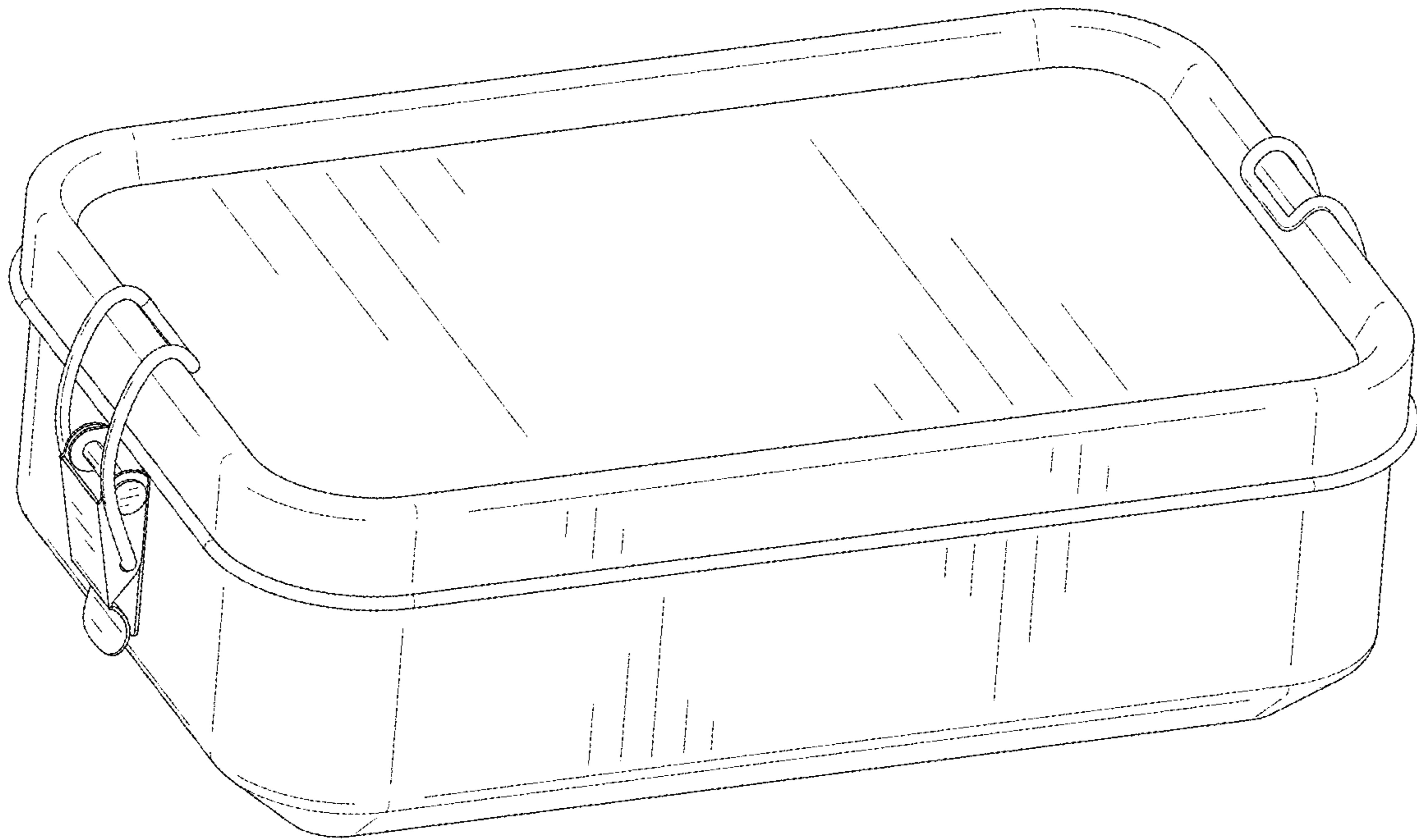


FIG. 1

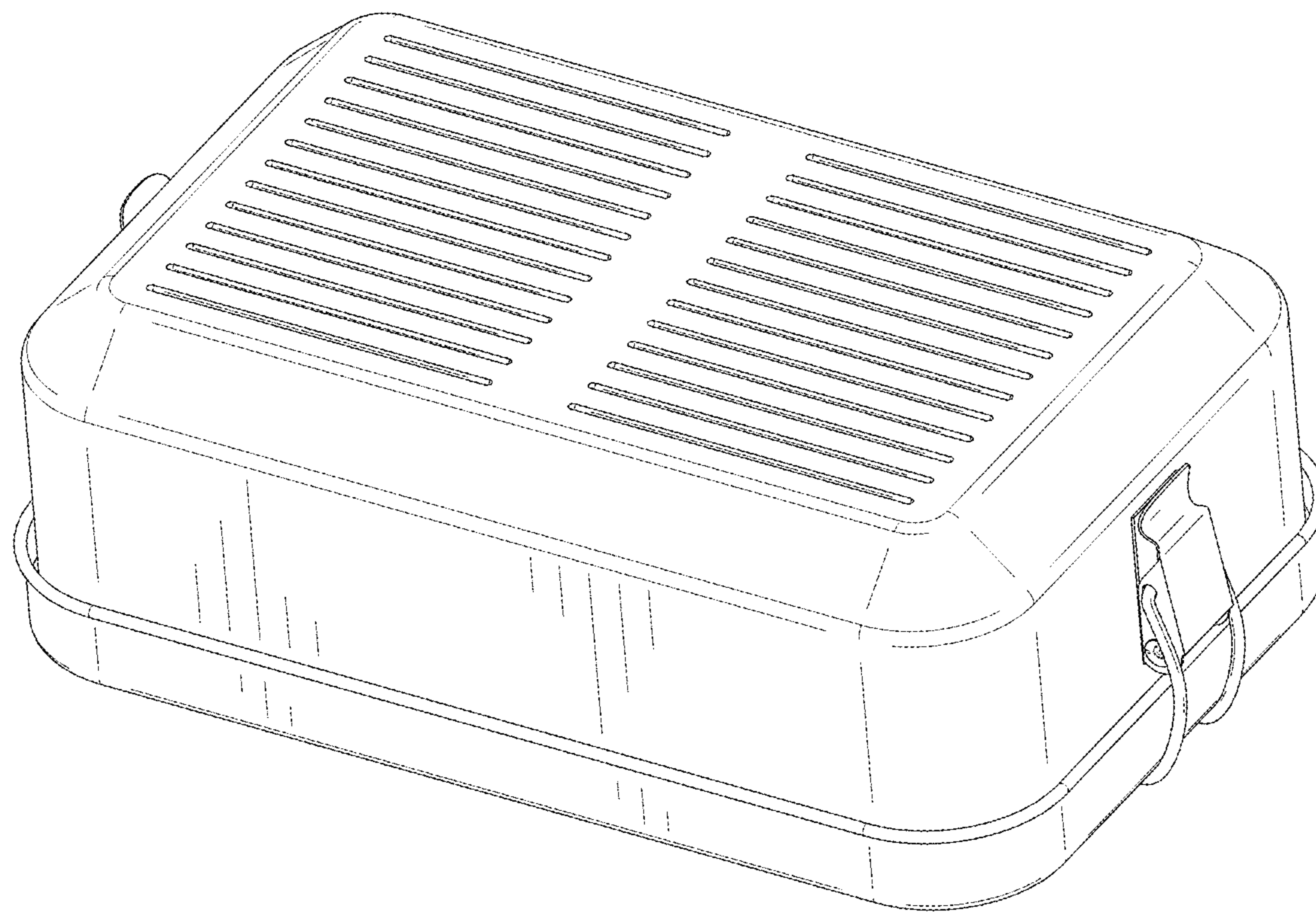


FIG. 2

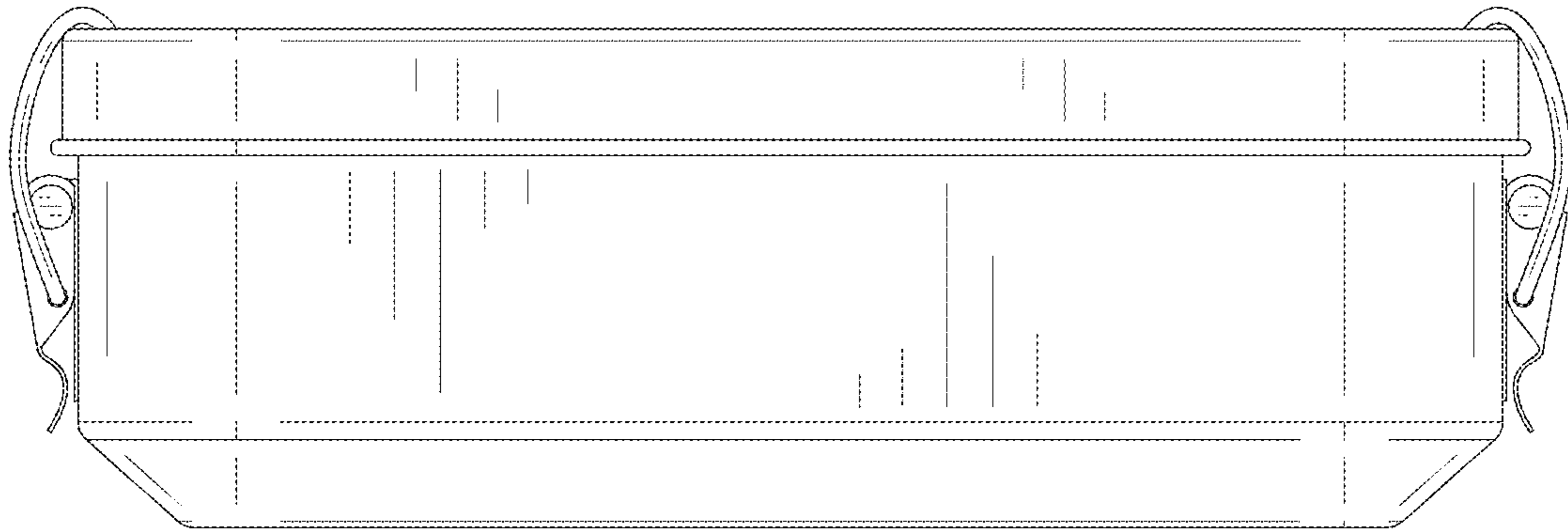


FIG. 3

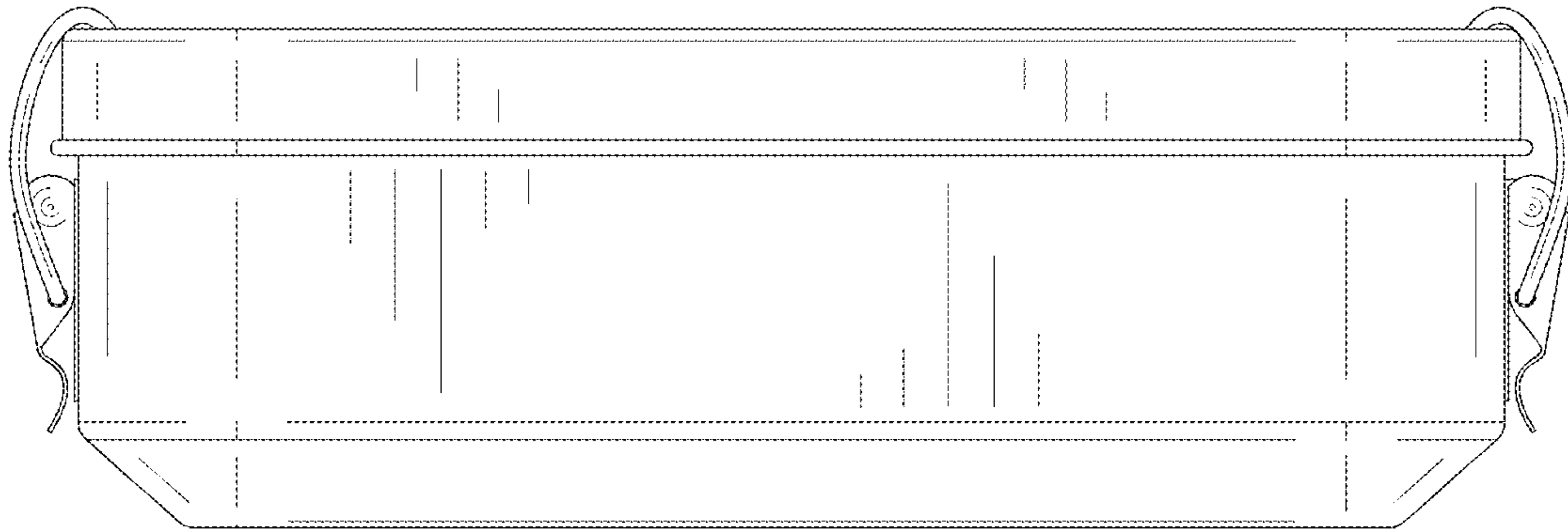


FIG. 4

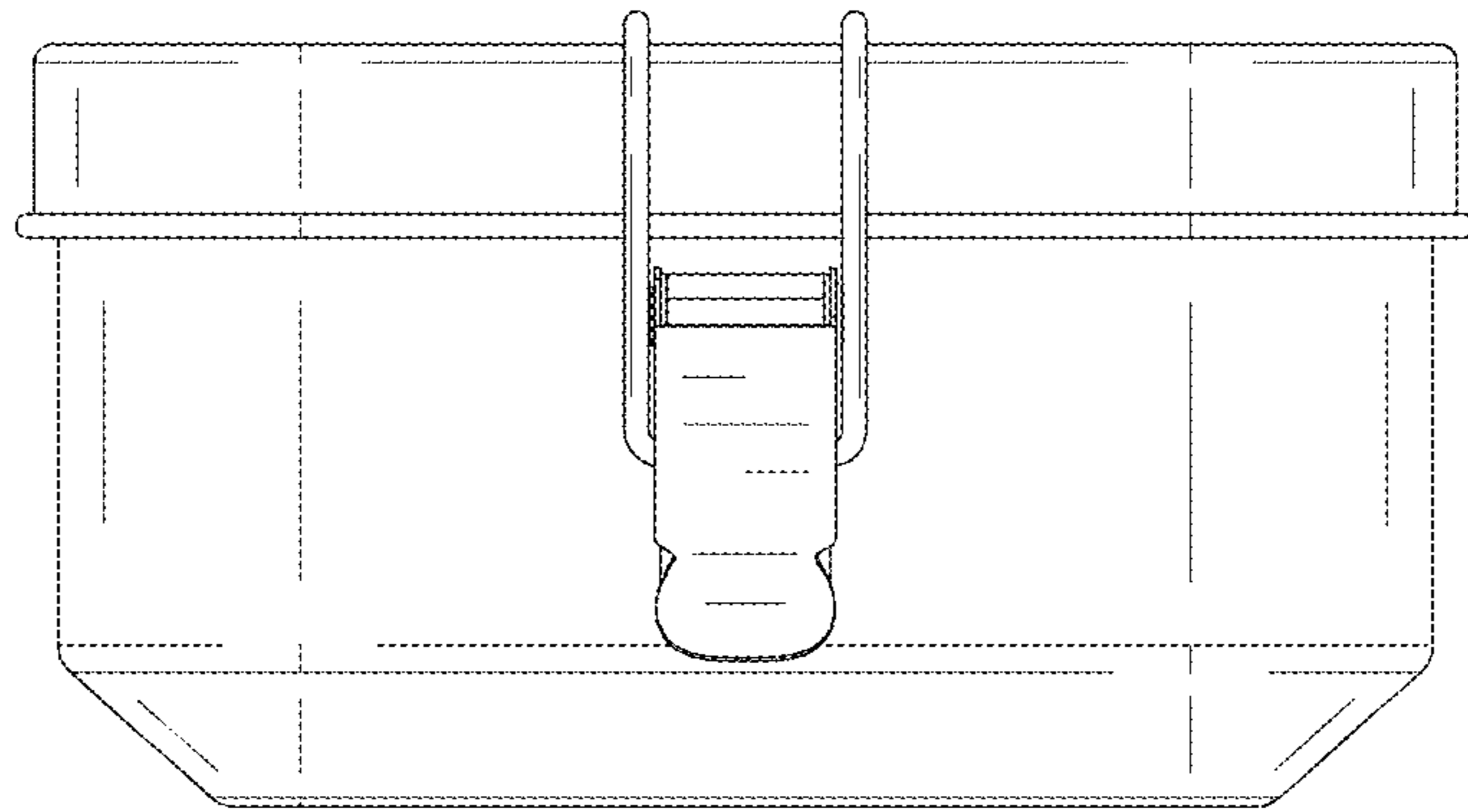


FIG. 5

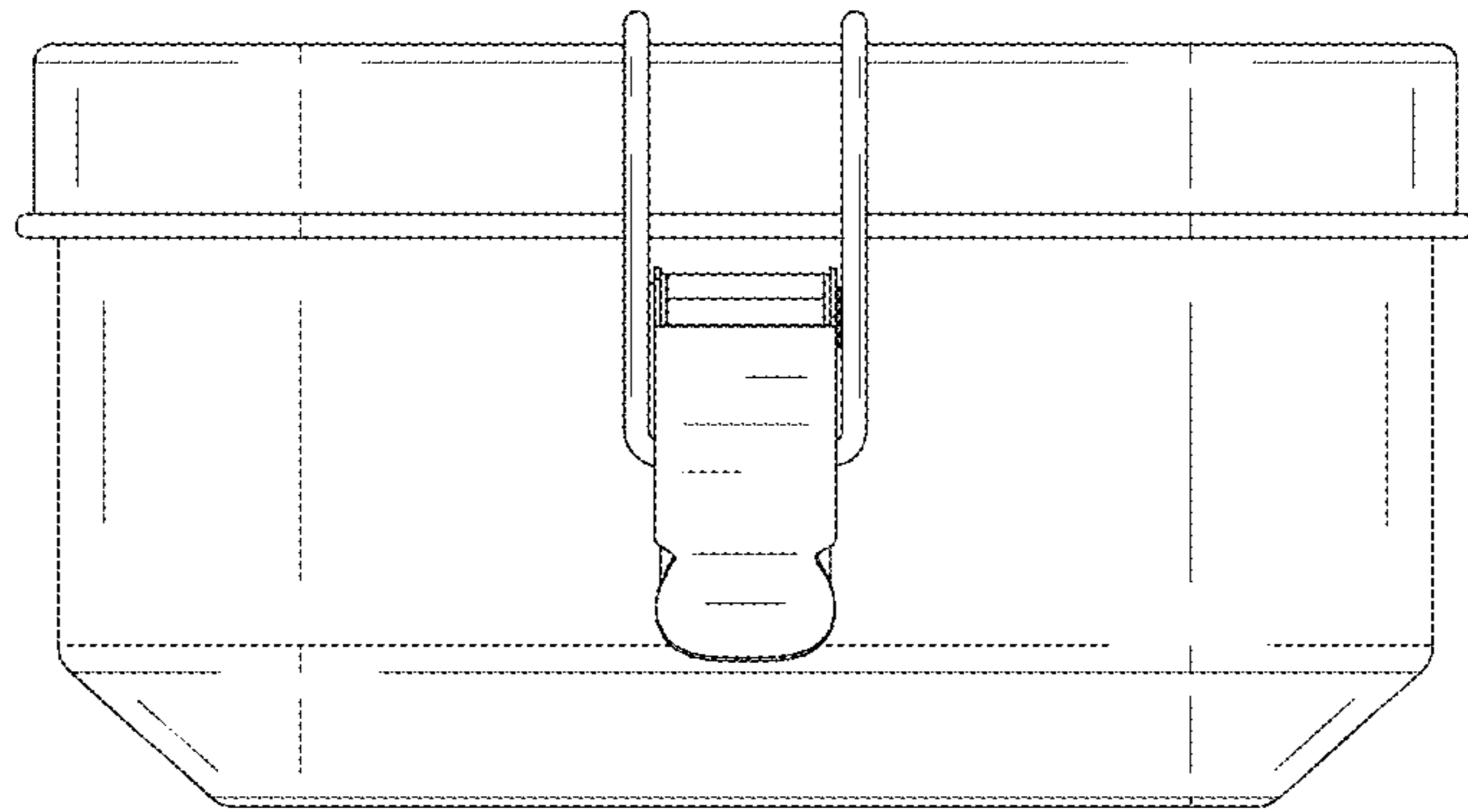


FIG. 6




FIG. 7



FIG. 8