



US00D971650S

(12) **United States Design Patent** (10) **Patent No.:** **US D971,650 S**  
**Wang** (45) **Date of Patent:** **\*\* Dec. 6, 2022**

(54) **LOCKER**  
(71) Applicant: **Jiadong Wang**, Ningbo (CN)  
(72) Inventor: **Jiadong Wang**, Ningbo (CN)  
(\*\*) Term: **15 Years**

D811,132 S \* 2/2018 Ni ..... D6/671.1  
D864,622 S 10/2019 Lim et al.  
D910,345 S \* 2/2021 Li ..... D6/671.1  
D944,041 S \* 2/2022 Xiao ..... D6/671  
D957,169 S \* 7/2022 Xiao ..... D6/671  
2009/0102332 A1\* 4/2009 Lear ..... E05C 9/043  
292/336.3  
2019/0335899 A1\* 11/2019 Langbert ..... A47B 67/005

(21) Appl. No.: **29/838,515**

**OTHER PUBLICATIONS**

(22) Filed: **May 13, 2022**

Fedmax, posted at amazon.com, posted on Aug. 4, 2018, site visited Aug. 2, 2022. online, available from internet: <https://www.amazon.com/dp/B07BK8W5MF/> (Year: 2018).\*

(30) **Foreign Application Priority Data**

(Continued)

Apr. 14, 2022 (CN) ..... 202230209996.2

(51) **LOC (13) Cl.** ..... **06-04**

*Primary Examiner* — Catherine Ho

(52) **U.S. Cl.**  
USPC ..... **D6/671.1**

(74) *Attorney, Agent, or Firm* — Rumit Ranjit Kanakia

(58) **Field of Classification Search**  
USPC ..... D6/663, 664, 671, 671.1, 671.2, 671.3,  
D6/671.4

(57) **CLAIM**

The ornamental design for a locker, as shown and described.

CPC ..... A47B 43/003; A47B 47/02; A47B 47/04;  
A47B 85/00; A47B 77/10; A47B 63/00  
See application file for complete search history.

**DESCRIPTION**

(56) **References Cited**

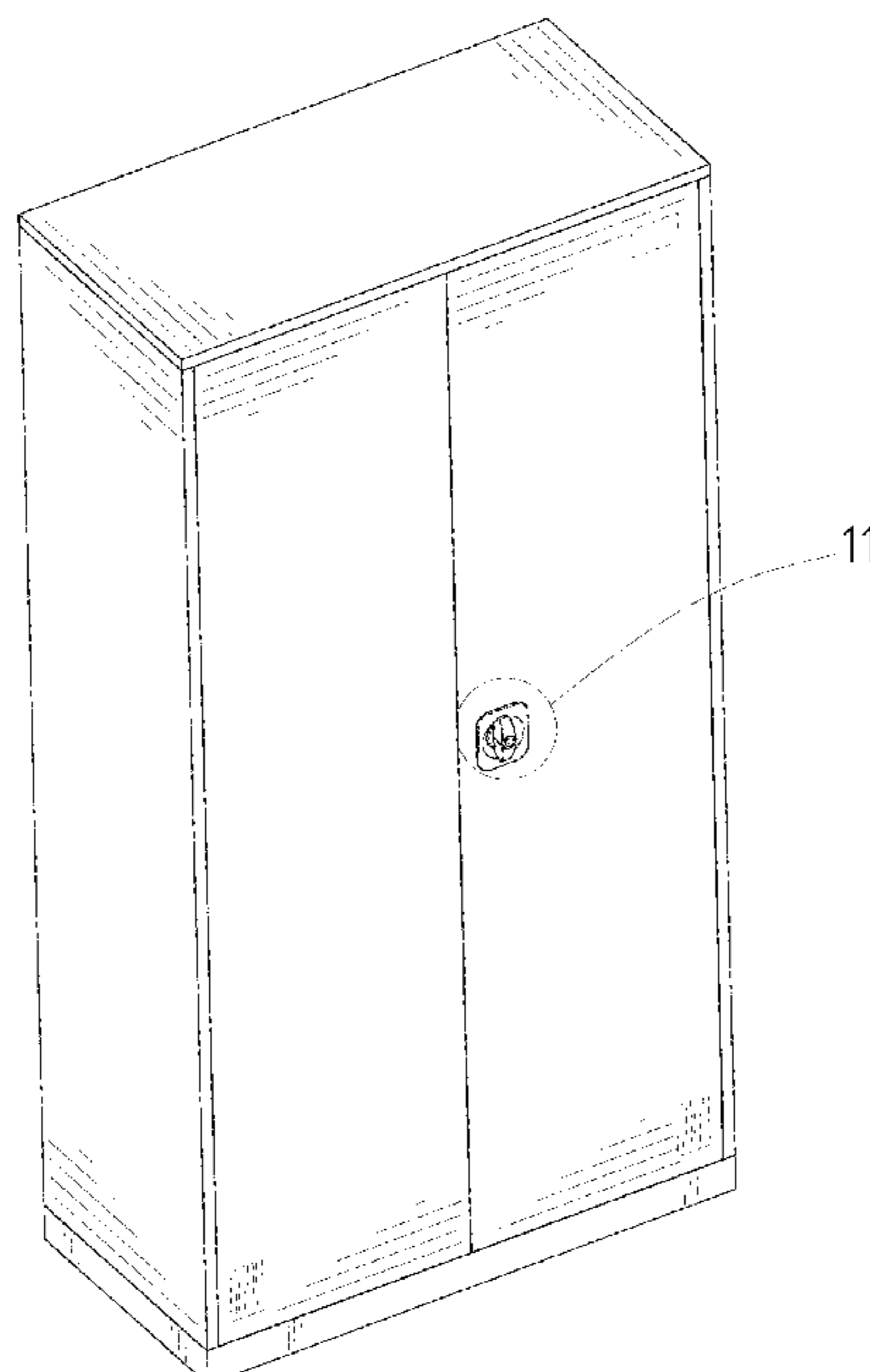
FIG. 1 is a top perspective view of a locker showing my new design;  
FIG. 2 is a bottom perspective view thereof;  
FIG. 3 is a front view thereof;  
FIG. 4 is a back view thereof;  
FIG. 5 is a left side view thereof;  
FIG. 6 is a right side view thereof;  
FIG. 7 is a top view thereof;  
FIG. 8 is a bottom view thereof;  
FIG. 9 is a perspective view of a locker in an open position;  
FIG. 10 is a perspective view of a locker in another open position; and,  
FIG. 11 is an enlarged view of the encircled area 11 in FIG. 1.

**U.S. PATENT DOCUMENTS**

3,023,068 A \* 2/1962 Haag ..... A47B 47/03  
312/351  
D397,262 S \* 8/1998 Thomas ..... D6/671  
D432,281 S \* 10/2000 LaZar ..... D32/6  
D435,741 S \* 1/2001 Schlereth ..... D6/671.1  
D499,276 S \* 12/2004 Grosfillex ..... D6/671.1  
6,948,787 B2 \* 9/2005 McBrayer, III ..... A47B 43/00  
312/258  
D559,010 S \* 1/2008 Mehmen ..... D6/671.1  
D561,492 S 2/2008 Mehmen  
D642,400 S \* 8/2011 Koehn ..... D6/668.1  
D728,976 S \* 5/2015 Galland ..... D6/661

The broken lines shown in the drawings depict portions of the locker that form no part of the claimed design.

**1 Claim, 11 Drawing Sheets**



(56)

**References Cited**

OTHER PUBLICATIONS

2 door file cabinet, posted at youtube.com, posted on Jul. 9, 2014, site visited Aug. 3, 2022. online, available from internet: <https://www.youtube.com/watch?v=DUnvlqQBtk> (Year: 2014).\*

Metal cupboard, posted at youtube.com, posted on Sep. 23, 2011, site visited Aug. 3, 2022. online, available from internet: [https://www.youtube.com/watch?v=gqx\\_SMVK0FA](https://www.youtube.com/watch?v=gqx_SMVK0FA) (Year: 2011).\*

\* cited by examiner

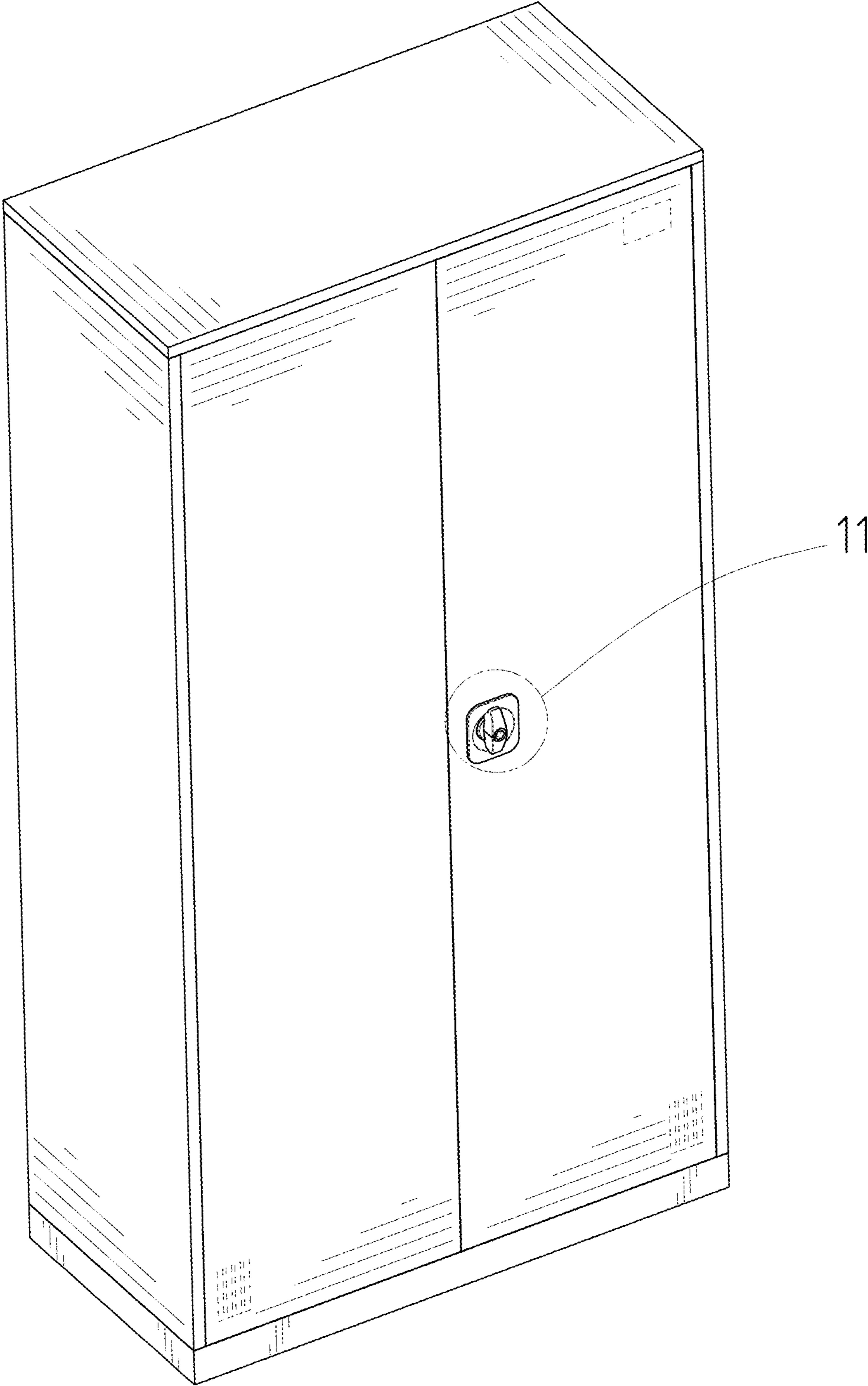


FIG. 1




FIG. 2




FIG. 3




FIG. 4




FIG. 5

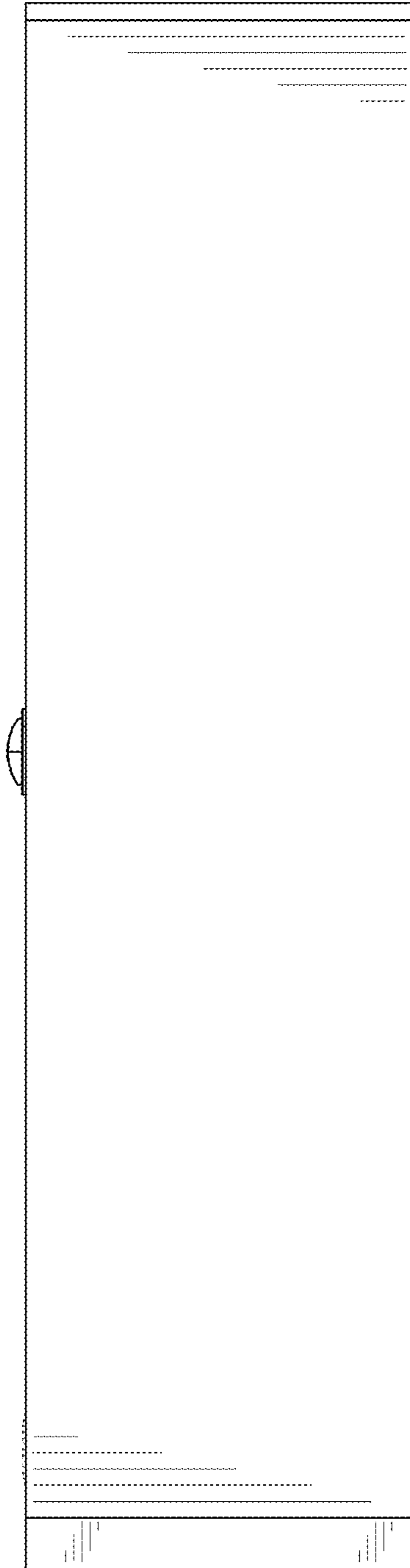


FIG. 6



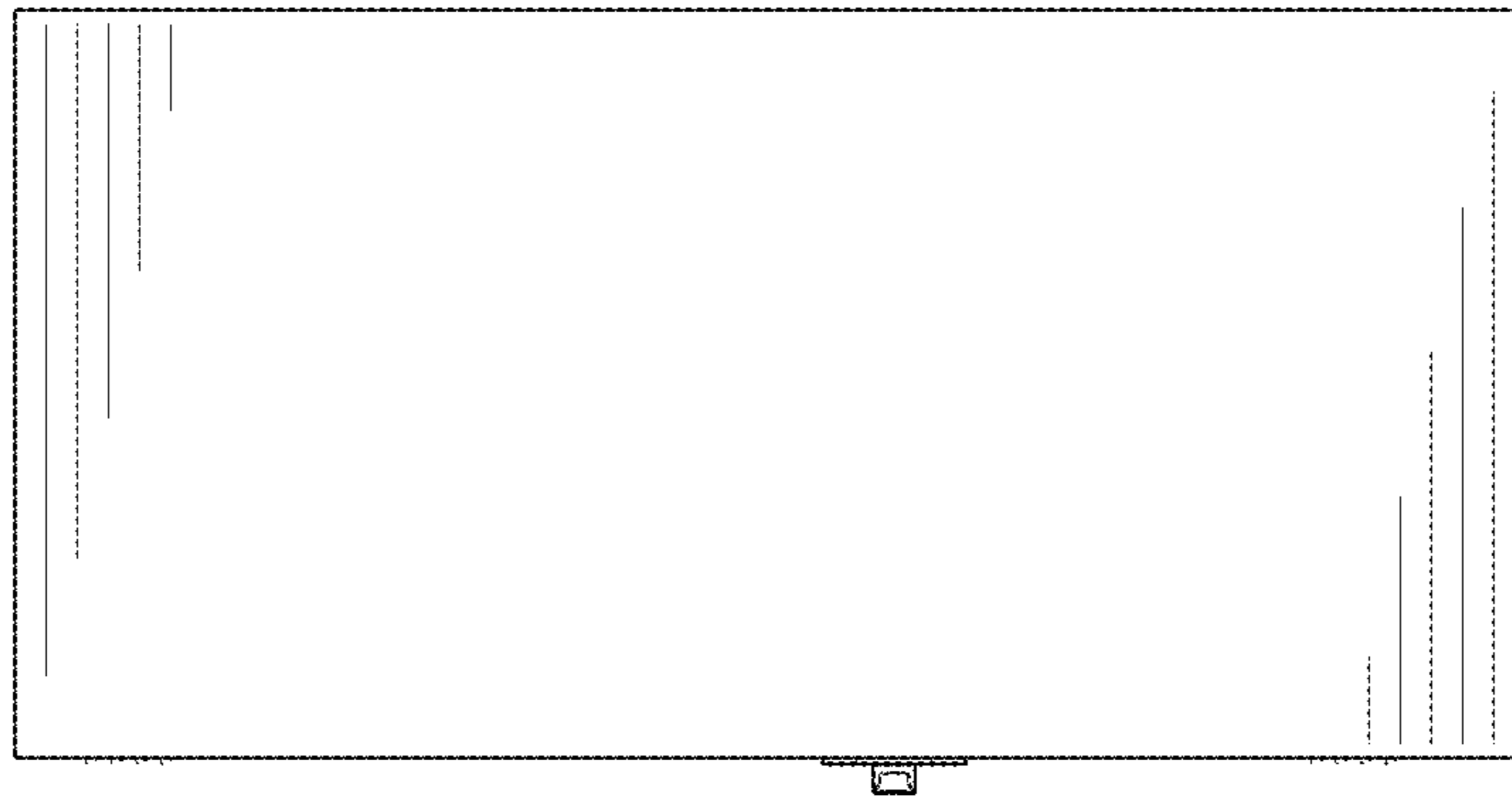


FIG. 7

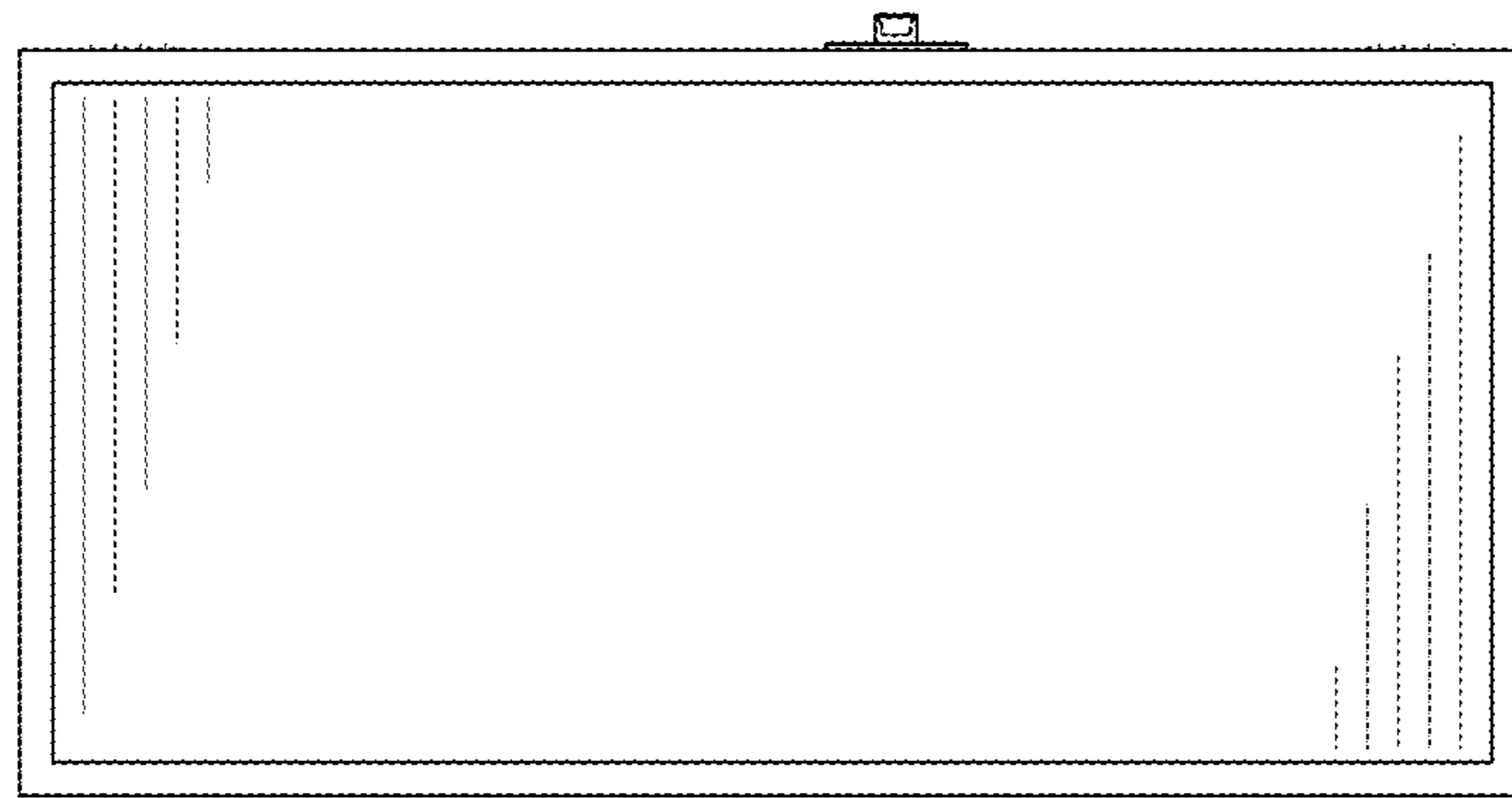


FIG. 8




FIG. 9




FIG. 10

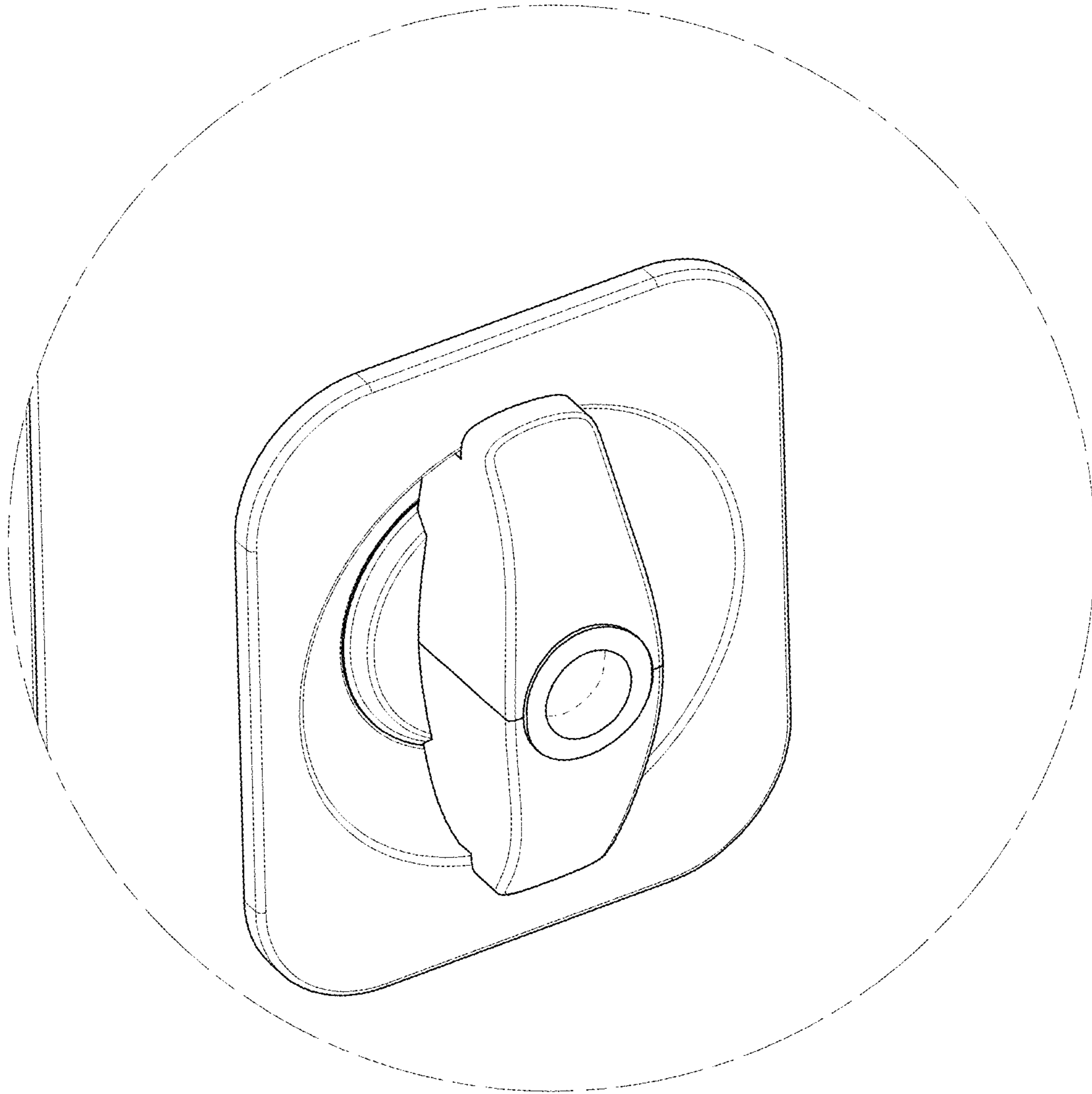


FIG. 11