



US00D971637S

(12) **United States Design Patent** (10) **Patent No.:** **US D971,637 S**
Zheng (45) **Date of Patent:** **** Dec. 6, 2022**

(54) **SOAP DISPENSER**
(71) Applicant: **Zexiong Zheng**, Guangdong (CN)
(72) Inventor: **Zexiong Zheng**, Guangdong (CN)
(73) Assignee: **Shenzhen Caihehao Technology Co., Ltd.**, Guangdong (CN)
(**) Term: **15 Years**
(21) Appl. No.: **29/760,664**
(22) Filed: **Dec. 3, 2020**
(51) **LOC (13) Cl.** **23-08**
(52) **U.S. Cl.**
USPC **D6/545**
(58) **Field of Classification Search**
USPC D6/524, 542-545, 543, 544; D7/306,
D7/312, 313, 321, 322, 391, 397, 398;
D23/208, 234, 286; D24/234; D28/54.1
CPC A47K 2210/00; B05B 11/3035
See application file for complete search history.

D619,841 S * 7/2010 Yang D6/545
D643,682 S * 8/2011 Asthon D7/397
D798,080 S * 9/2017 Duncan D6/542

FOREIGN PATENT DOCUMENTS

CN 306183746 * 11/2020

OTHER PUBLICATIONS

Hand Sanitizer Dispenser, available in Amazon.sg, date first available Nov. 19, 2020 [online], Retrieved on Jul. 11, 2022 from URL: <https://www.amazon.sg/Sanitizer-Dispenser-Refillable-Dispensador-Restaurants/dp/B08NV32LCT?th=1> (Year: 2020).*

* cited by examiner

Primary Examiner — Vy N Koenig
Assistant Examiner — Michelle M Reeves

(57) **CLAIM**

The ornamental design for a soap dispenser, as shown and described.

(56) **References Cited**

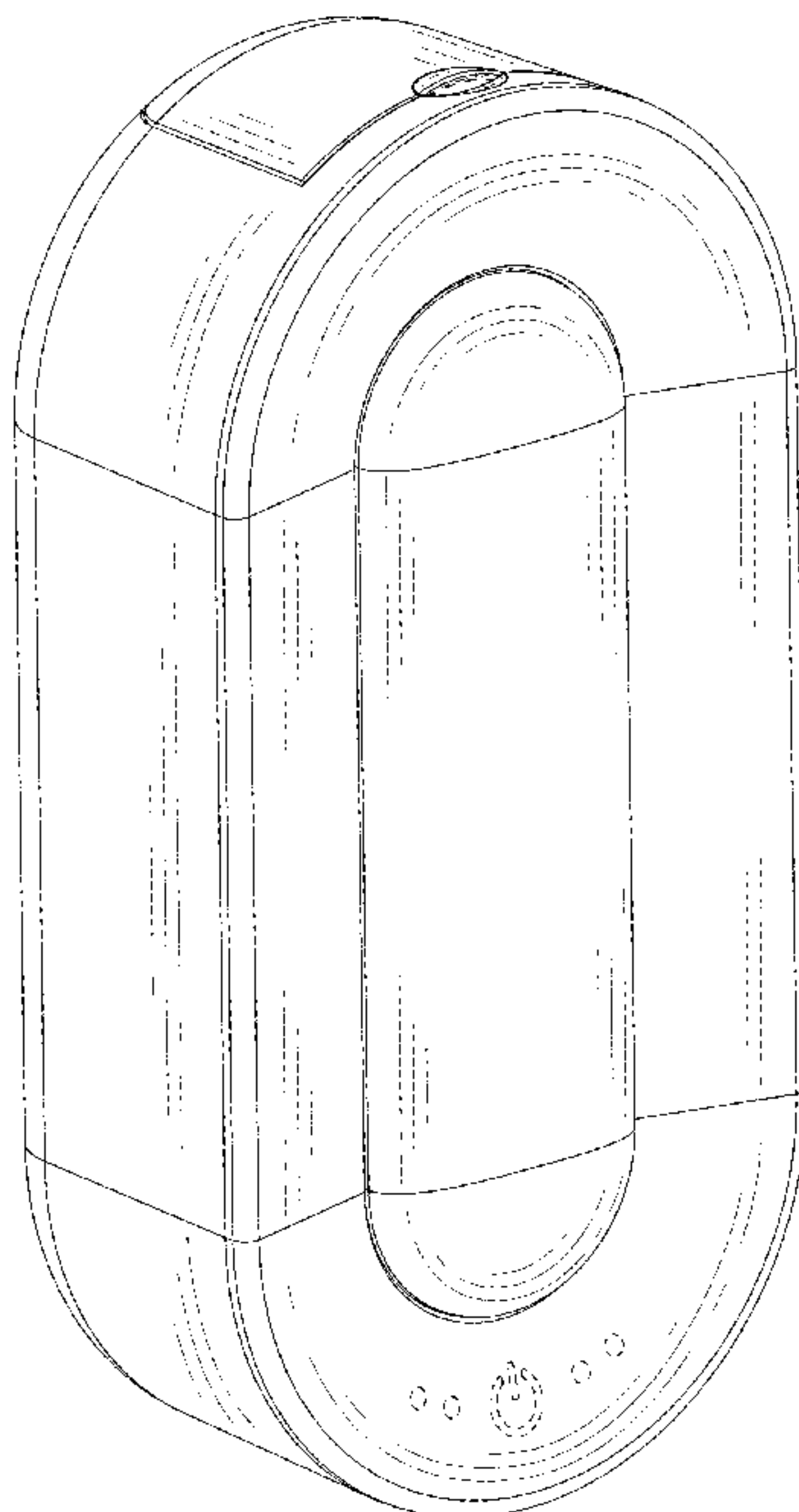
U.S. PATENT DOCUMENTS

3,459,343 A * 8/1969 Rasmussen A47K 5/10
222/88
D271,450 S * 11/1983 Kleman D6/545
D271,544 S * 11/1983 Kleman D6/545
D273,837 S * 5/1984 De Coster D7/397
4,946,070 A * 8/1990 Albert G01F 11/088
141/351
D372,824 S * 8/1996 Lin D6/545
D392,136 S * 3/1998 Ross D6/545
D392,137 S * 3/1998 Vignot D6/545
6,068,162 A * 5/2000 De Winter B67D 3/041
222/325
D441,228 S * 5/2001 Andersson D6/518

DESCRIPTION

FIG. 1 is a perspective view of a soap dispenser showing my new design;
FIG. 2 is a front elevational view thereof;
FIG. 3 is a rear elevational view thereof;
FIG. 4 is a left side elevational view thereof;
FIG. 5 is a right side elevational view thereof;
FIG. 6 is a top plan view thereof; and,
FIG. 7 is a bottom plan view thereof.
The broken lines in the drawings depict portions of the soap dispenser that form no part of the claimed design.

1 Claim, 7 Drawing Sheets






FIG. 1




FIG. 2

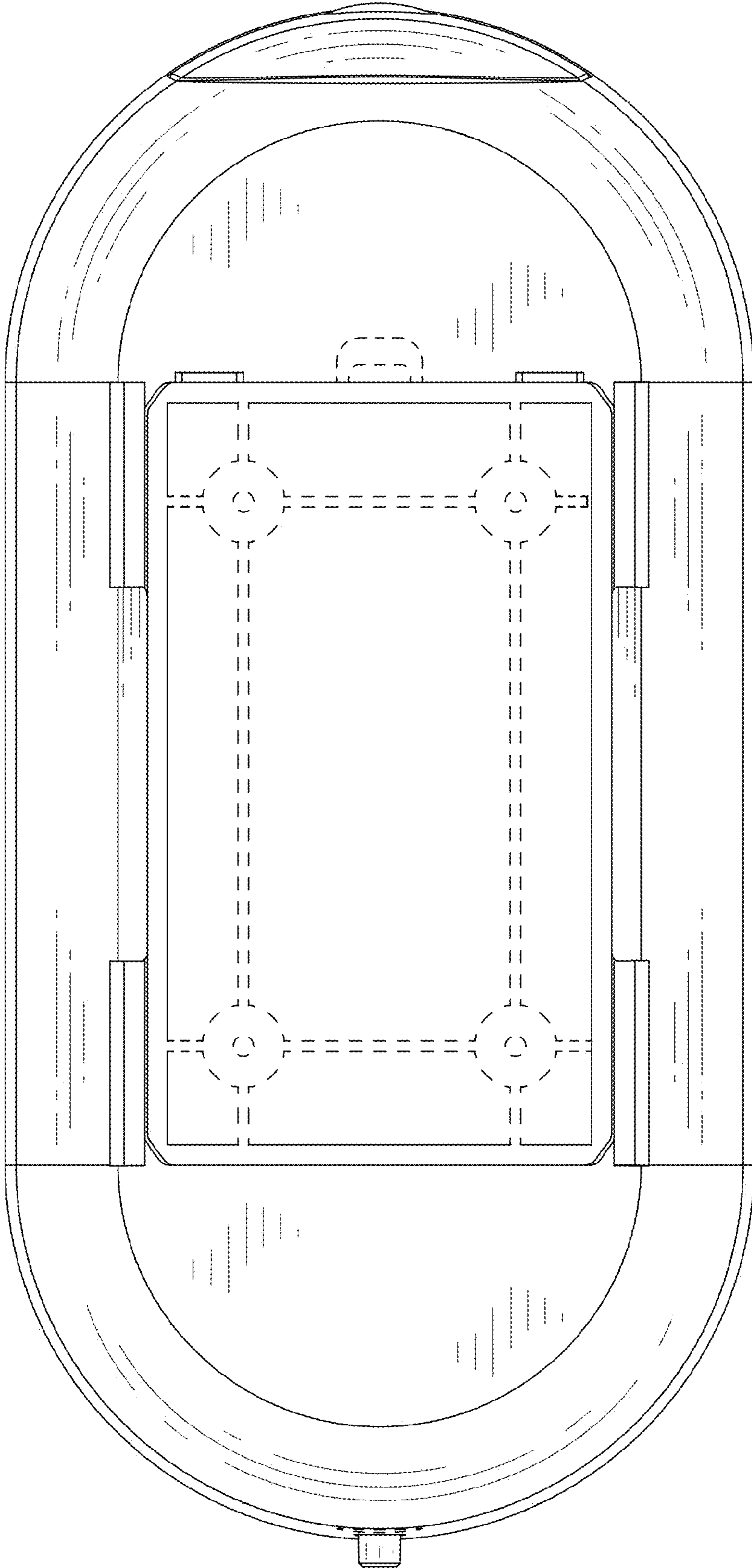


FIG. 3

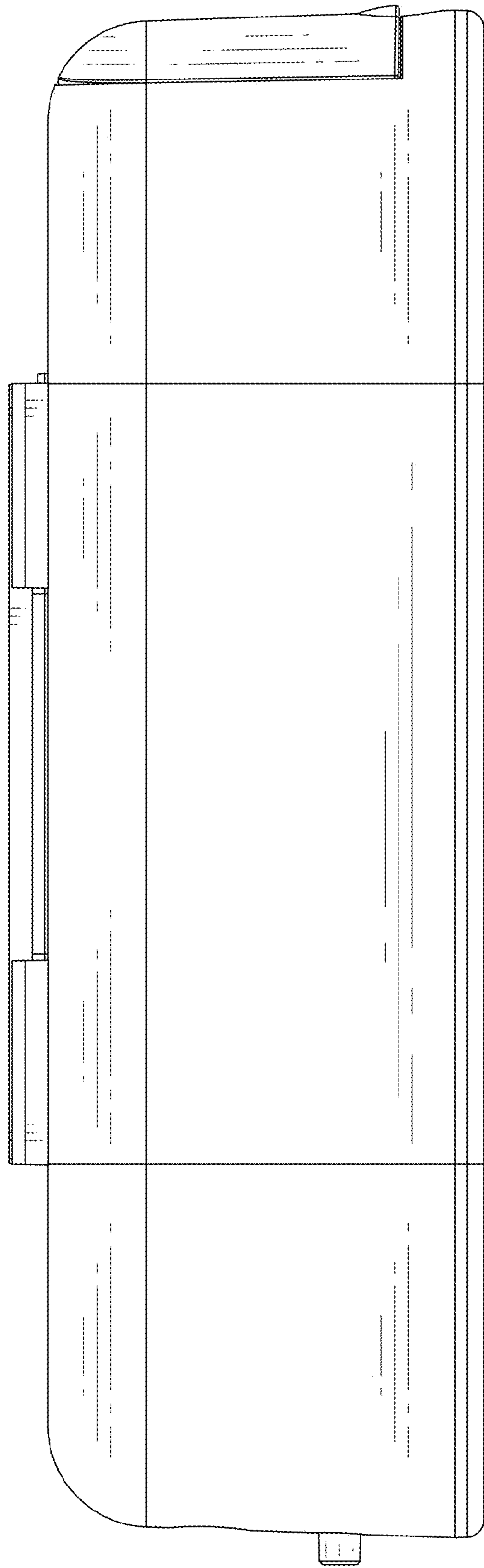


FIG. 4

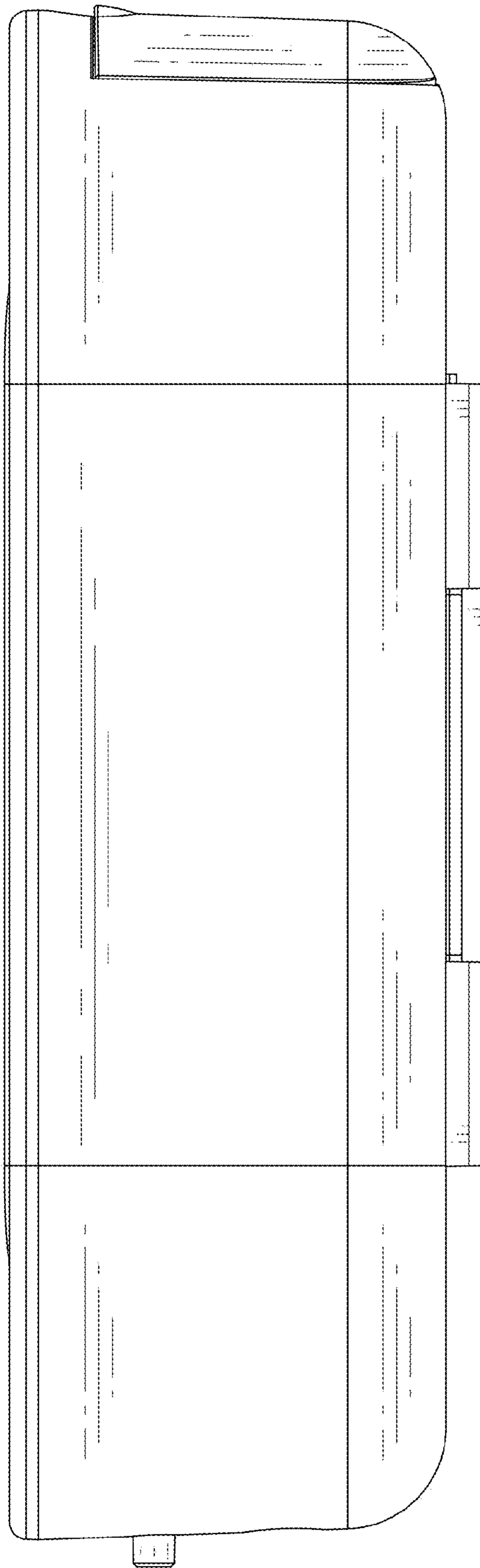


FIG. 5

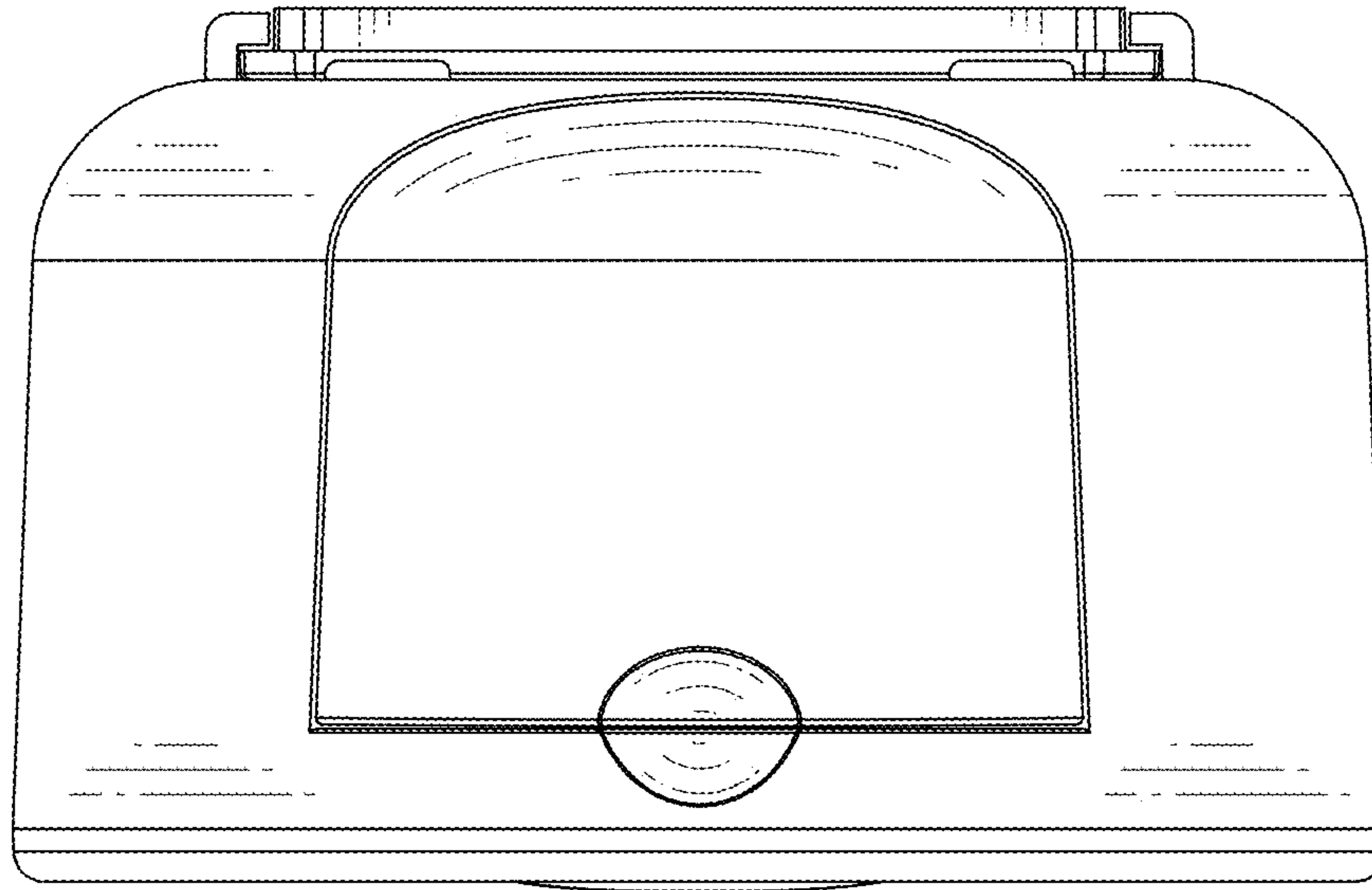


FIG. 6

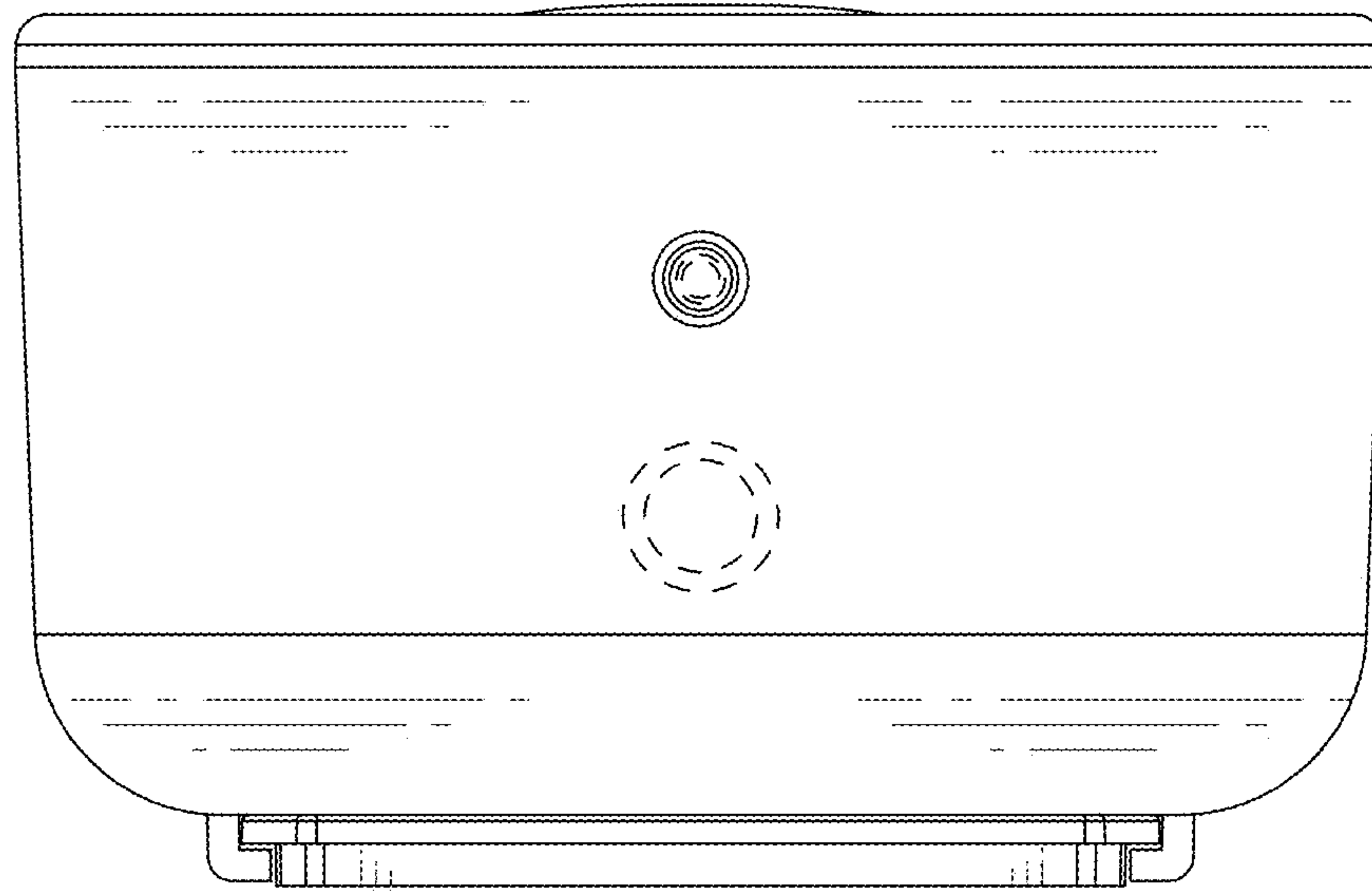


FIG. 7