



US00D971632S

(12) **United States Design Patent** (10) **Patent No.:** **US D971,632 S**
Cataudella et al. (45) **Date of Patent:** **** Dec. 6, 2022**

(54) **DISPENSER FOR PERSONAL CARE COMPOSITION**

Assistant Examiner — Jennifer Sierra Yosinski
(74) *Attorney, Agent, or Firm* — Kathleen Y Carter

(71) Applicant: **The Procter & Gamble Company**, Cincinnati, OH (US)

(57) **CLAIM**

The ornamental design for a dispenser for personal care composition, as shown and described above.

(72) Inventors: **Matthew Corey Cataudella**, West Chester, OH (US); **Nathaniel David Thulin**, Lebanon, OH (US); **Graham Clive Hufton**, New York, NY (US)

DESCRIPTION

(73) Assignee: **The Procter & Gamble Company**, Cincinnati, OH (US)

The patent or application file contains at least one drawing executed in color. Copies of this patent or patent application publication with color drawing(s) will be provided by the Office upon request and payment of the necessary fee.

(**) Term: **15 Years**

FIG. 1 is a perspective view of a dispenser for personal care composition in closed position;

(21) Appl. No.: **29/747,750**

FIG. 2 is a front view thereof;

(22) Filed: **Aug. 25, 2020**

FIG. 3 is a top plan view thereof;

(30) **Foreign Application Priority Data**

FIG. 4 is a bottom view thereof;

Feb. 25, 2020 (WO) WIPO92479

FIG. 5 is a perspective view thereof in open position;

(51) **LOC (13) Cl.** **23-08**

FIG. 6 is a front view of FIG. 5;

(52) **U.S. Cl.**

USPC **D6/542**

FIG. 7 is a top plan view of FIG. 5.

(58) **Field of Classification Search**

USPC D6/524, 542-545, 540, 515, 527, 530; D9/448, 504, 454, 688, 500, 691-693,

FIG. 8 is a perspective view of a dispenser for personal care composition in closed position;

(Continued)

FIG. 9 is a front view thereof;

(56) **References Cited**

U.S. PATENT DOCUMENTS

D261,105 S * 10/1981 Schwartz D9/504
D281,764 S * 12/1985 Legrottaglie D9/504

FIG. 10 is a top plan view thereof;

(Continued)

FIG. 11 is a bottom view thereof;

FOREIGN PATENT DOCUMENTS

DE M9001527-0002 * 12/1990
GB 8207028000-1000 * 2/2020

FIG. 12 is a perspective view thereof in open position;

(Continued)

FIG. 13 is a front view of FIG. 12;

FIG. 14 is a top plan view of FIG. 12.

FIG. 15 is a perspective view of a dispenser for personal care composition in closed position;

FIG. 16 is a front view thereof;

FIG. 17 is a top plan view thereof;

FIG. 18 is a bottom view thereof;

FIG. 19 is a perspective view thereof in open position;

FIG. 20 is a front view of FIG. 19;

FIG. 21 is a top plan view of FIG. 19.

FIG. 22 is a perspective view of a dispenser for personal care composition in closed position;

FIG. 23 is a front view thereof;

FIG. 24 is a top plan view thereof;

FIG. 25 is a bottom view thereof;

FIG. 26 is a perspective view thereof in open position;

Primary Examiner — Marie D. Fast Horse

(Continued)




FIG. 27 is a front view of FIG. 26;
 FIG. 28 is a top plan view of FIG. 26.
 FIG. 29 is a perspective view of a dispenser for personal care composition in closed position;
 FIG. 30 is a front view thereof;
 FIG. 31 is a top plan view thereof;
 FIG. 32 is a bottom view thereof;
 FIG. 33 is a perspective view thereof in open position;
 FIG. 34 is a front view of FIG. 33;
 FIG. 35 is a top plan view of FIG. 33.
 FIG. 36 is a perspective view of a dispenser for personal care composition in closed position;
 FIG. 37 is a front view thereof;
 FIG. 38 is a top plan view thereof;
 FIG. 39 is a bottom view thereof;
 FIG. 40 is a perspective view thereof in open position;
 FIG. 41 is a front view of FIG. 40;
 FIG. 42 is a top plan view of FIG. 40;
 FIG. 43 is a perspective view of a dispenser for personal care composition in closed position;
 FIG. 44 is a front view thereof;
 FIG. 45 is a top plan view thereof;
 FIG. 46 is a bottom view thereof;
 FIG. 47 is a perspective view thereof in open position;
 FIG. 48 is a front view of FIG. 47;
 FIG. 49 is a top plan view of FIG. 47.
 FIG. 50 is a perspective view of a dispenser for personal care composition in closed position;
 FIG. 51 is a front view thereof;
 FIG. 52 is a top plan view thereof;
 FIG. 53 is a bottom view thereof;
 FIG. 54 is a perspective view thereof in open position;
 FIG. 55 is a front view of FIG. 54;
 FIG. 56 is a top plan view of FIG. 54.
 FIG. 57 is a perspective view of a dispenser for personal care composition in closed position;
 FIG. 58 is a front view thereof;
 FIG. 59 is a top plan view thereof;
 FIG. 60 is a bottom view thereof;
 FIG. 61 is a perspective view thereof in open position;
 FIG. 62 is a front view of FIG. 61; and,
 FIG. 63 is a top plan view of FIG. 61.

**1 Claim, 63 Drawing Sheets
 (63 of 63 Drawing Sheet(s) Filed in Color)**

(58) **Field of Classification Search**

USPC D9/537, 558; D23/238, 225, 247,
 D23/270-275, 355, 356, 360, 362, 364,
 D23/365, 366; D32/29.1; D7/598;
 D10/118; D14/240, 140.1, 140.5, 140.6,
 D14/223, 217, 209; D3/205, 208, 294;
 D13/108; D28/47; 241/602; 239/343;
 222/105, 173, 180, 181.1, 181.2, 181.3,
 222/82

CPC A47K 5/1217; A47K 5/12; A47K 5/1207;
 A47K 5/14; A47K 2005/1218; A45D
 27/02; A45D 27/06; B05B 11/00; B05B
 17/00

See application file for complete search history.

(56)

References Cited

U.S. PATENT DOCUMENTS

D284,252	S	*	6/1986	Lichtenvort	D7/597
D306,965	S	*	4/1990	Jaworski	D9/500
D310,480	S	*	9/1990	Geiger	D9/689
D370,704	S	*	6/1996	Oberhoff	D23/366
D438,376	S	*	3/2001	Marshall	D3/257
D457,062	S	*	5/2002	Lloyd	D9/551
D486,335	S	*	2/2004	Sonneman	D6/542
D487,696	S	*	3/2004	Sonneman	D9/691
D625,538	S	*	10/2010	Lorenzatti	D6/542
D641,192	S	*	7/2011	Wisniewski	D6/542
D661,192	S	*	6/2012	Hwang	D9/504
D683,221	S	*	5/2013	Graham	D9/504
D691,253	S	*	10/2013	Chen	D23/366
D721,283	S	*	1/2015	Lawrance	D9/504
D735,039	S	*	7/2015	Pires	D9/504
D792,232	S	*	7/2017	Miller	D9/522
D817,115	S	*	5/2018	Peng	D7/630
D824,442	S	*	7/2018	Du	D15/199
D832,708	S	*	11/2018	Roser	D9/504
D843,843	S	*	3/2019	Jain	D9/683
D853,990	S	*	7/2019	Eriksen	H04R 31/00 D14/216
D869,281	S	*	12/2019	Metais	D9/504
D883,794	S	*	5/2020	Wiesenthal	D9/558
D888,922	S	*	6/2020	Zhong	D23/364
D891,927	S	*	8/2020	Zhu	D9/503
D903,496	S	*	12/2020	Burrowes	D9/504
D904,006	S	*	12/2020	Chowdhury	D3/202
D931,434	S	*	9/2021	Lee	D23/366
D934,402	S	*	10/2021	Fitsch	D23/356
D952,823	S	*	5/2022	Wu	D23/364
D953,823	S	*	6/2022	Moschetti	D7/690
D954,245	S	*	6/2022	Lee	D23/366

FOREIGN PATENT DOCUMENTS

GB	8207028000-2000	*	2/2020
GB	8207028000-3000	*	2/2020
GB	8207028000-4000	*	2/2020
GB	8207028000-5000	*	2/2020
GB	8207028000-6000	*	2/2020
GB	8207028000-7000	*	2/2020
GB	8207028000-8000	*	2/2020
GB	8207028000-9000	*	2/2020
GB	8207028001-0000	*	2/2020
WO	WOD207028-001	*	8/2020
WO	WOD207028-002	*	8/2020
WO	WOD207028-003	*	8/2020
WO	WOD207028-004	*	8/2020
WO	WOD207028-005	*	8/2020
WO	WOD207028-006	*	8/2020
WO	WOD207028-007	*	8/2020
WO	WOD207028-008	*	8/2020
WO	WOD207028-009	*	8/2020
WO	WOD207028-010	*	8/2020

* cited by examiner




Figure 1




Figure 2




Figure 3




Figure 4




Figure 5




Figure 6




Figure 7




Figure 8




Figure 9




Figure 10




Figure 11




Figure 12




Figure 13




Figure 14




Figure 15




Figure 16




Figure 17




Figure 18




Figure 19



Figure 20




Figure 21




Figure 22




Figure 23




Figure 24




Figure 25




Figure 26




Figure 27




Figure 28




Figure 29




Figure 30




Figure 31




Figure 32




Figure 33



Figure 34



Figure 35




Figure 36




Figure 37




Figure 38




Figure 39



Figure 40




Figure 41



Figure 42




Figure 43




Figure 44




Figure 45




Figure 46



Figure 47



Figure 48



Figure 49




Figure 50




Figure 51




Figure 52




Figure 53




Figure 54



Figure 55



Figure 56




Figure 57




Figure 58




Figure 59




Figure 60



Figure 61



Figure 62




Figure 63