



US00D971627S

(12) **United States Design Patent** (10) **Patent No.:** **US D971,627 S**  
**Anderssen et al.** (45) **Date of Patent:** **\*\* Dec. 6, 2022**

- (54) **CHAIR**
- (71) Applicant: **MUUTO**, Copenhagen (DK)
- (72) Inventors: **Torbjørn Anderssen**, Oslo (NO);  
**Espen Voll**, Oslo (NO)
- (73) Assignee: **MUUTO**
- (\*\*) Term: **15 Years**
- (21) Appl. No.: **29/816,617**
- (22) Filed: **Nov. 23, 2021**

- D471,729 S 3/2003 Glass et al.
  - D536,548 S \* 2/2007 Peitz ..... D6/374
  - D574,622 S 8/2008 Neil
  - D648,578 S 11/2011 Gasser
  - D660,028 S 5/2012 Rode
  - D683,570 S 6/2013 Kubryk
  - D825,949 S \* 8/2018 Bouroullec ..... D6/374
- (Continued)

**Related U.S. Application Data**

- (63) Continuation of application No. 35/509,877, filed on Dec. 17, 2019 (U.S. filing date under 35 U.S.C. 384), and having an international filing date of Dec. 17, 2019, now Pat. No. Des. 939,236.
- (51) **LOC (13) Cl.** ..... **06-01**
- (52) **U.S. Cl.**  
USPC ..... **D6/374**
- (58) **Field of Classification Search**  
USPC ..... D6/334, 335, 374, 379–381  
CPC .... A47C 7/00; A47C 7/02; A47C 7/16; A47C  
7/18; A47C 7/185; A47C 7/36; A47C  
7/40  
See application file for complete search history.

**References Cited**

**U.S. PATENT DOCUMENTS**

- 3,197,165 A \* 7/1965 Gits ..... A47C 3/24  
248/188.7
- 3,695,693 A \* 10/1972 Acton ..... A47C 7/002  
297/445.1
- D392,471 S 3/1998 Smith
- D440,064 S 4/2001 Deacon
- D457,744 S 5/2002 Lewis
- D462,537 S 9/2002 Werner
- D463,149 S 9/2002 Levy

**OTHER PUBLICATIONS**

Oslo Side Chair product sheet—Muuto Anderson & Voll 2019  
retrieved from the internet on Jun. 28, 2022.\*  
(Continued)

*Primary Examiner* — Mary Ann Calabrese  
(74) *Attorney, Agent, or Firm* — The Belles Group, P.C.


**CLAIM**

The ornamental design for a chair, as shown and described.

**DESCRIPTION**

FIG. 1 is a perspective view of a chair according to a first embodiment of the new design;  
FIG. 2 is a front view thereof;  
FIG. 3 is a rear view thereof;  
FIG. 4 is a left side view thereof;  
FIG. 5 is a top view thereof;  
FIG. 6 is a perspective view of a chair according to a second embodiment of the new design;  
FIG. 7 is a front view thereof;  
FIG. 8 is a rear view thereof;  
FIG. 9 is a left side view thereof;  
FIG. 10 is a top view thereof;  
FIG. 11 is an enlarged fragmentary top perspective view thereof; and,  
FIG. 12 is an enlarged fragmentary right perspective view thereof.  
The broken lines illustrate portions of the chair that form no part of the claimed design.

**1 Claim, 12 Drawing Sheets**



(56)

**References Cited**


U.S. PATENT DOCUMENTS

D834,345 S \* 11/2018 Yulich ..... D6/374  
D889,875 S \* 7/2020 Corrado ..... D6/374  
D907,933 S \* 1/2021 Li ..... D6/334  
D955,766 S \* 6/2022 Anderssen ..... A47C 3/24  
D6/360

OTHER PUBLICATIONS

Upholstered Bar Stool, by Hooker Furniture—Suburban Furniture  
<https://www.suburbanfurniture.com/item/curata-upholstered-bar-stool/179079448> retrieved from the internet on Apr. 14, 2022.\*

\* cited by examiner



**FIG. 1**

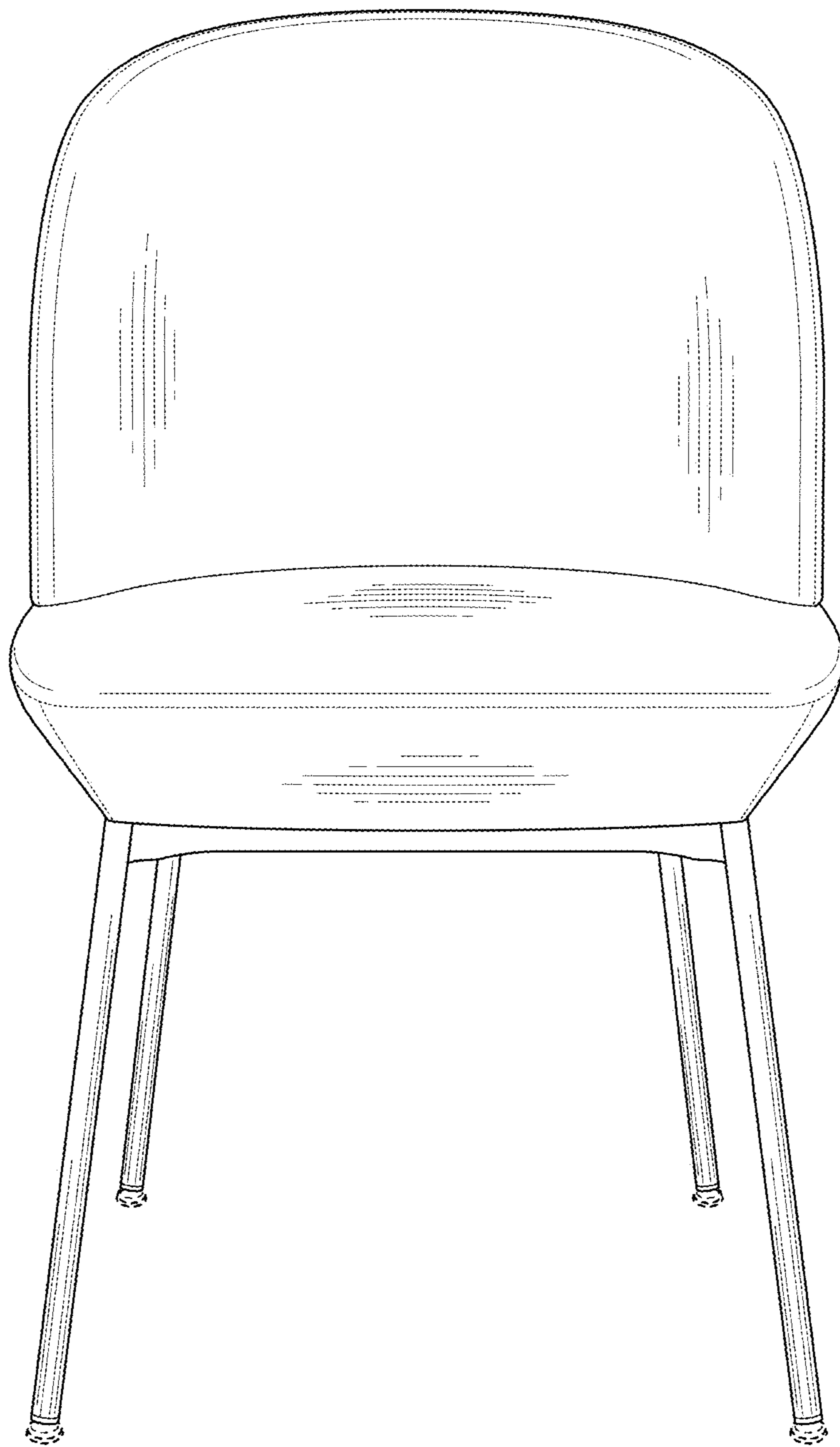
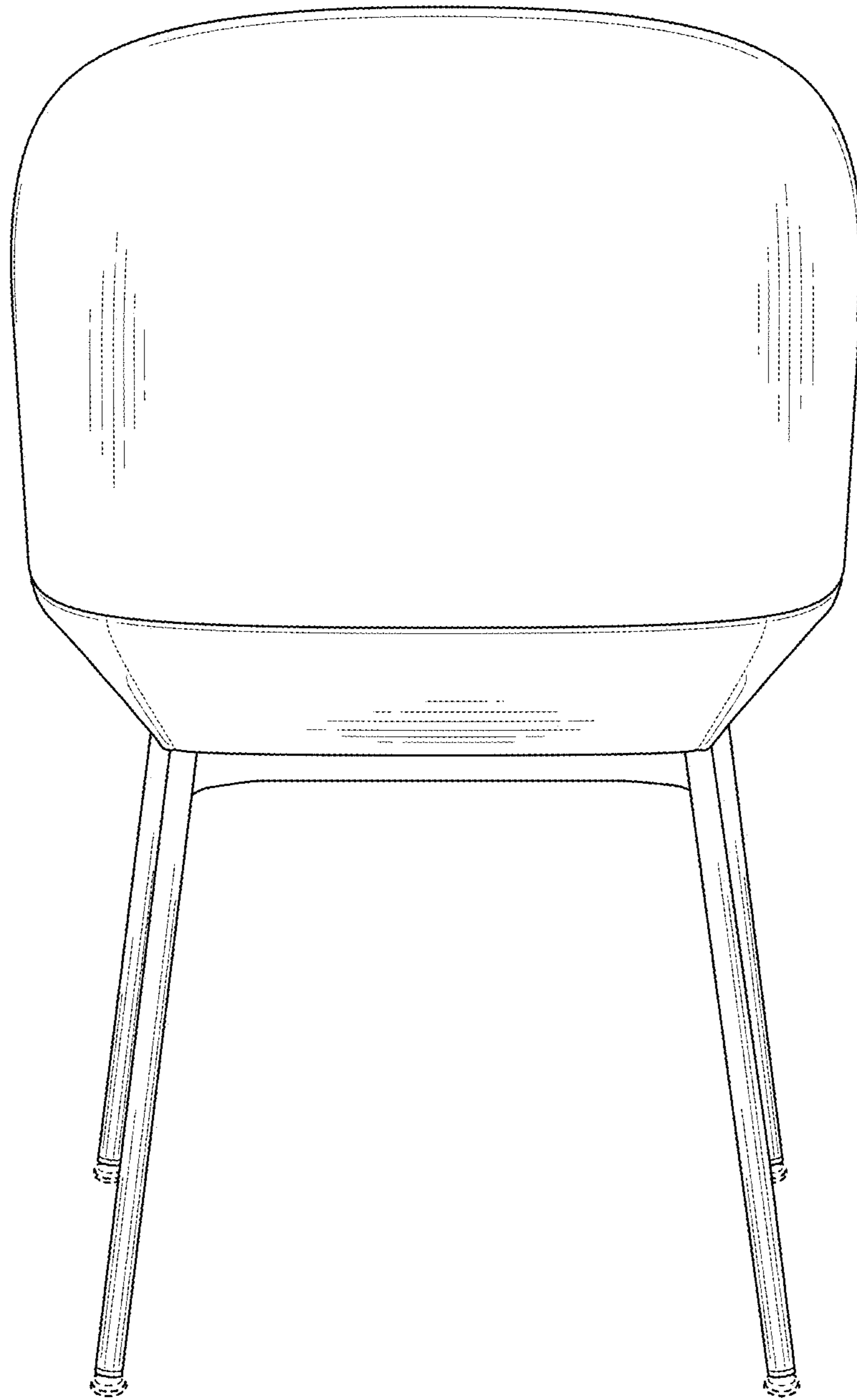
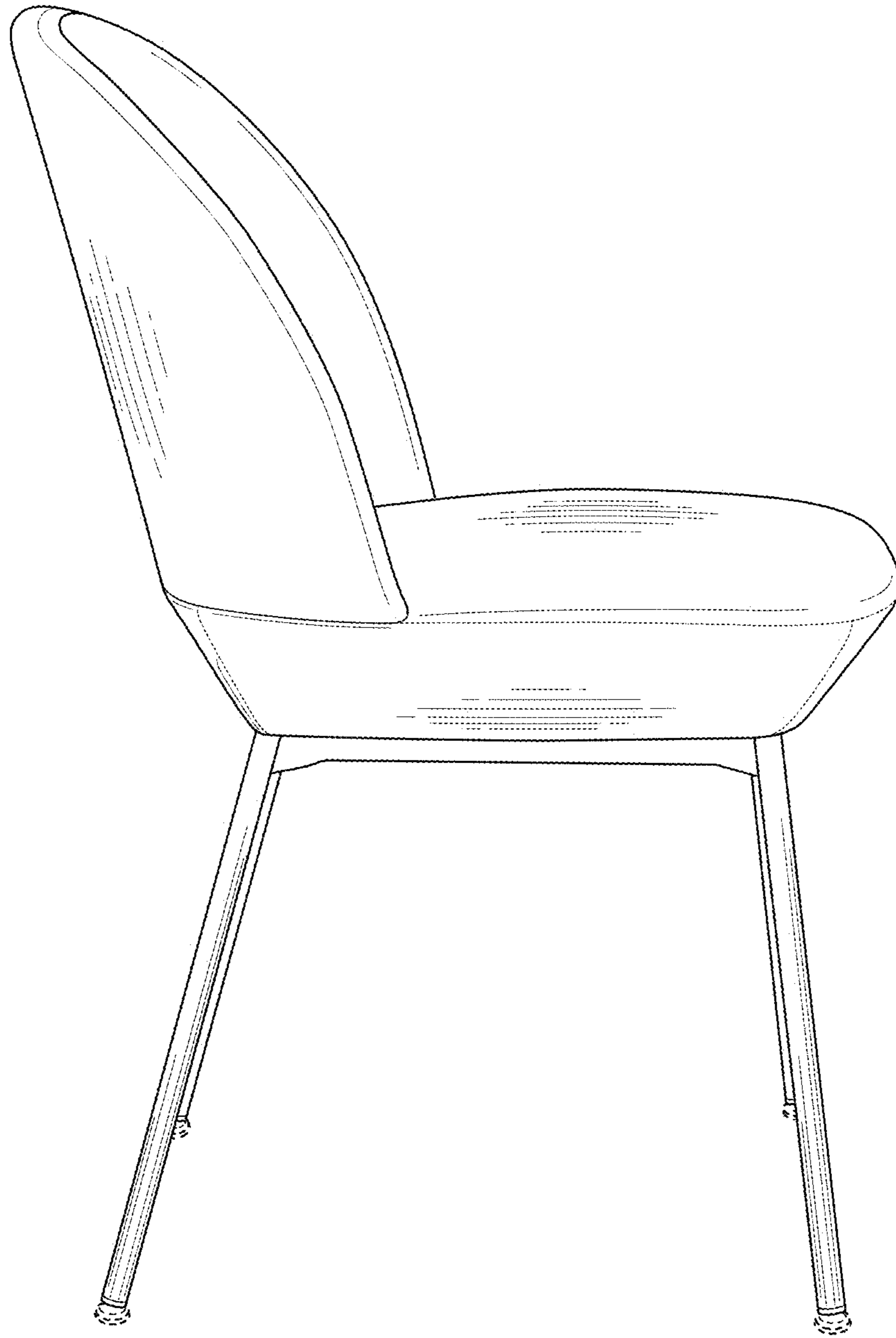


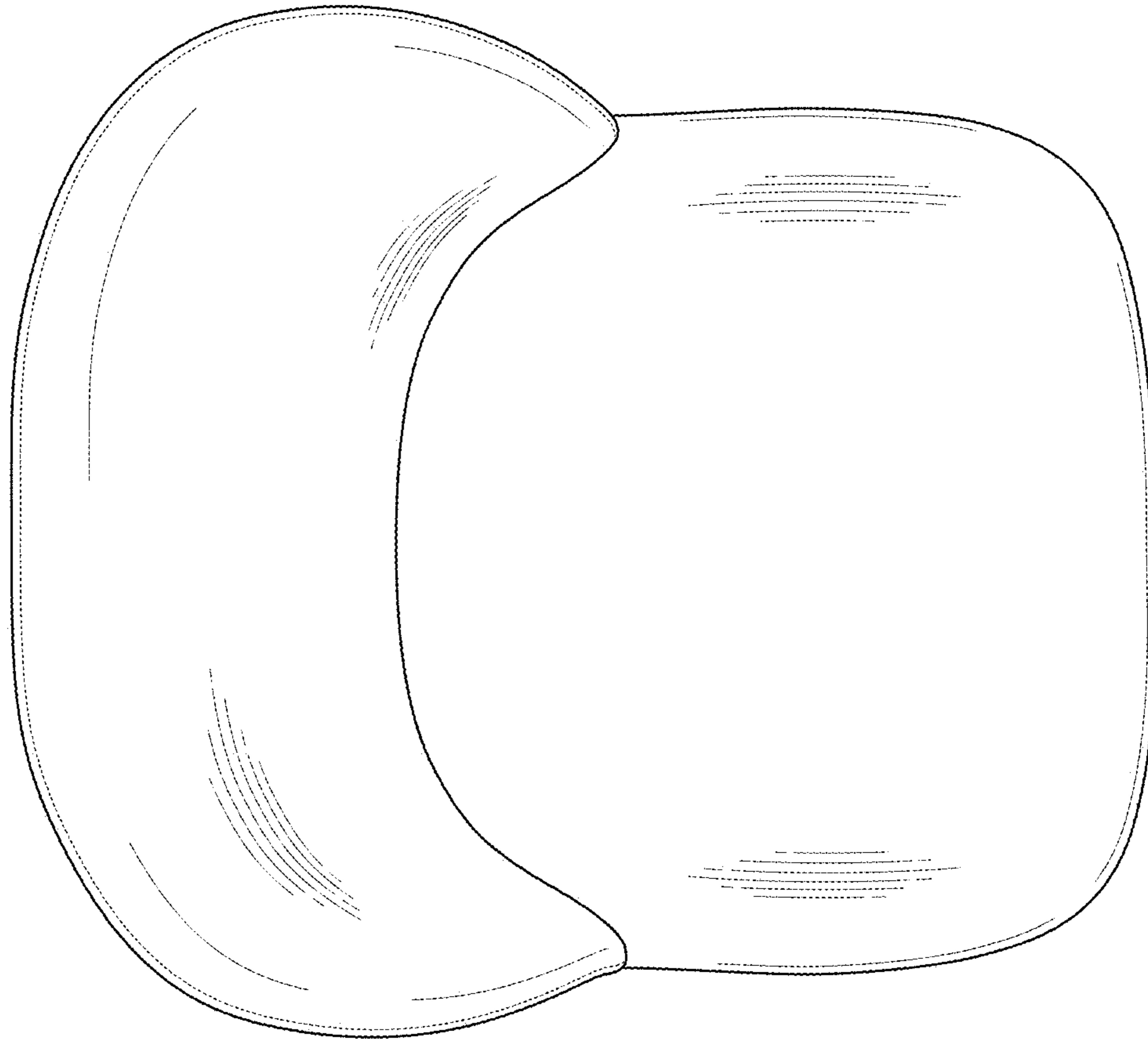
FIG. 2



**FIG. 3**



**FIG. 4**



**FIG. 5**



FIG. 6






FIG. 7



FIG. 8



FIG. 9



**FIG. 10**



FIG. 11



FIG. 12