



US00D971596S

(12) **United States Design Patent**
Mattiussi

(10) **Patent No.:** **US D971,596 S**
(45) **Date of Patent:** **** Dec. 6, 2022**

(54) **BAG**
(71) Applicant: **AMI PARIS**, Paris (FR)
(72) Inventor: **Alexandre Mattiussi**, Paris (FR)
(**) Term: **15 Years**

(21) Appl. No.: **35/514,869**
(22) Filed: **Jul. 19, 2022**

(80) **Hague Agreement Data**

Int. Filing Date: **Jul. 19, 2022**
Int. Reg. No.: **DM/222291**
Int. Reg. Date: **Jul. 19, 2022**
Int. Reg. Pub. Date: **Aug. 5, 2022**

(51) **LOC (13) Cl.** **03-01**
(52) **U.S. Cl.**
USPC **D3/232**
(58) **Field of Classification Search**
USPC D3/232, 243, 245
CPC A45C 3/06
See application file for complete search history.

(56) **References Cited**

U.S. PATENT DOCUMENTS

D785,324 S * 5/2017 Philo D3/246
D795,574 S * 8/2017 Pfister D3/245
D801,681 S * 11/2017 Smilovic D3/245
D805,768 S * 12/2017 Nicotra D3/232
D808,154 S * 1/2018 Romano D3/232
D831,958 S * 10/2018 Philo D3/246
D851,924 S * 6/2019 Dumas D3/246
D855,314 S * 8/2019 Rahardjo D3/243
D855,978 S * 8/2019 Rahardjo D3/243
D855,979 S * 8/2019 Rahardjo D3/243

D871,063 S * 12/2019 Morgan D3/245
D888,420 S * 6/2020 Gerbi D3/245
D889,823 S * 7/2020 Amat D3/243
D893,866 S * 8/2020 Xiao D3/243
D896,508 S * 9/2020 Lee D3/245
D897,670 S * 10/2020 Hanley D3/243
D897,671 S * 10/2020 Hanley D3/243
D954,433 S * 6/2022 Knightly A45C 3/06
D954,434 S * 6/2022 Knightly A45C 3/06
D958,524 S * 7/2022 Carrouee D3/246
D958,525 S * 7/2022 Carrouee D3/246
D960,565 S * 8/2022 Vaccarello D3/243
D961,250 S * 8/2022 Carrouee D3/246
D964,026 S * 9/2022 Kong D3/246

* cited by examiner

Primary Examiner — Charles D Hanson

(57) **CLAIM**

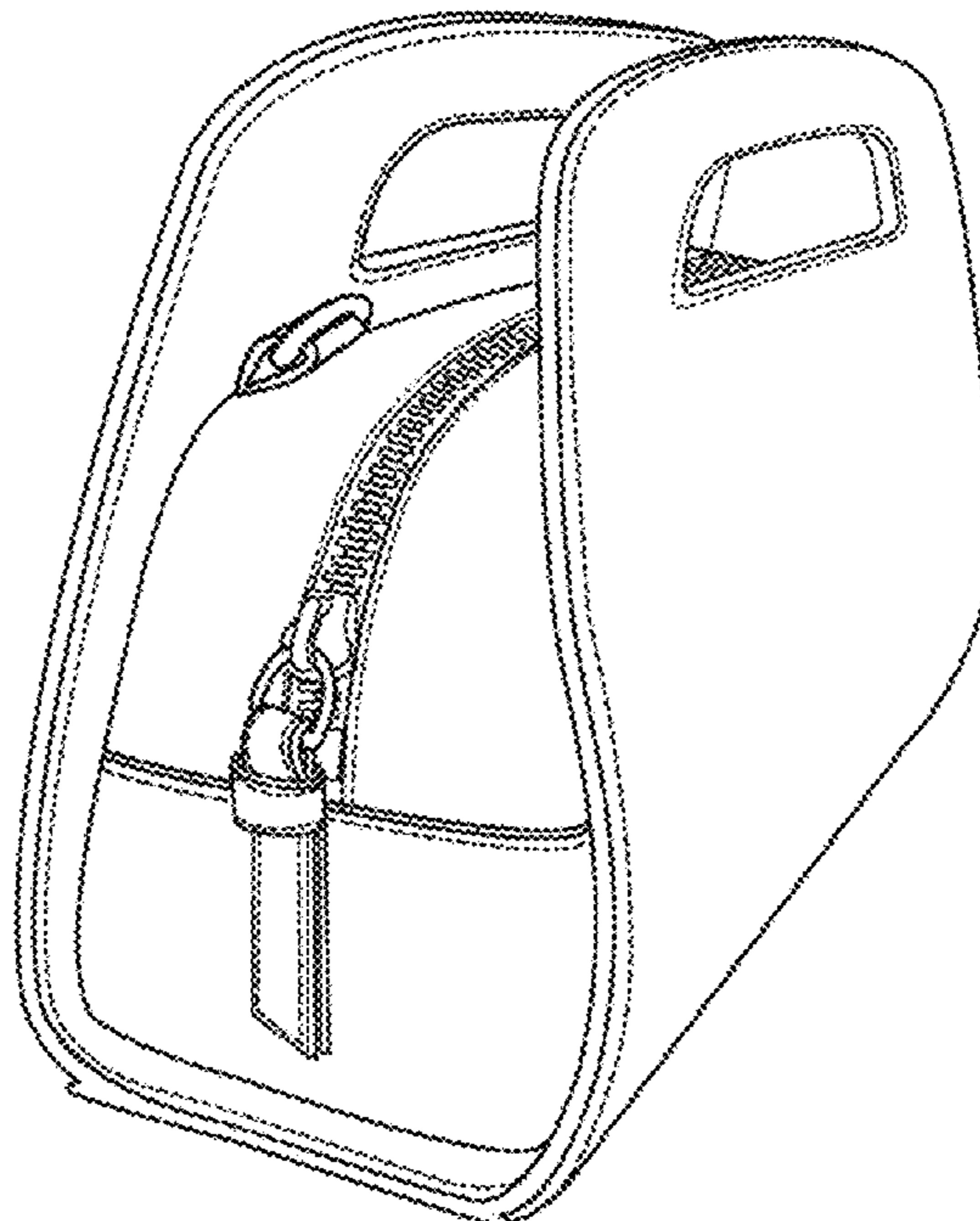
The ornamental design for a bag, as shown and described.

DESCRIPTION

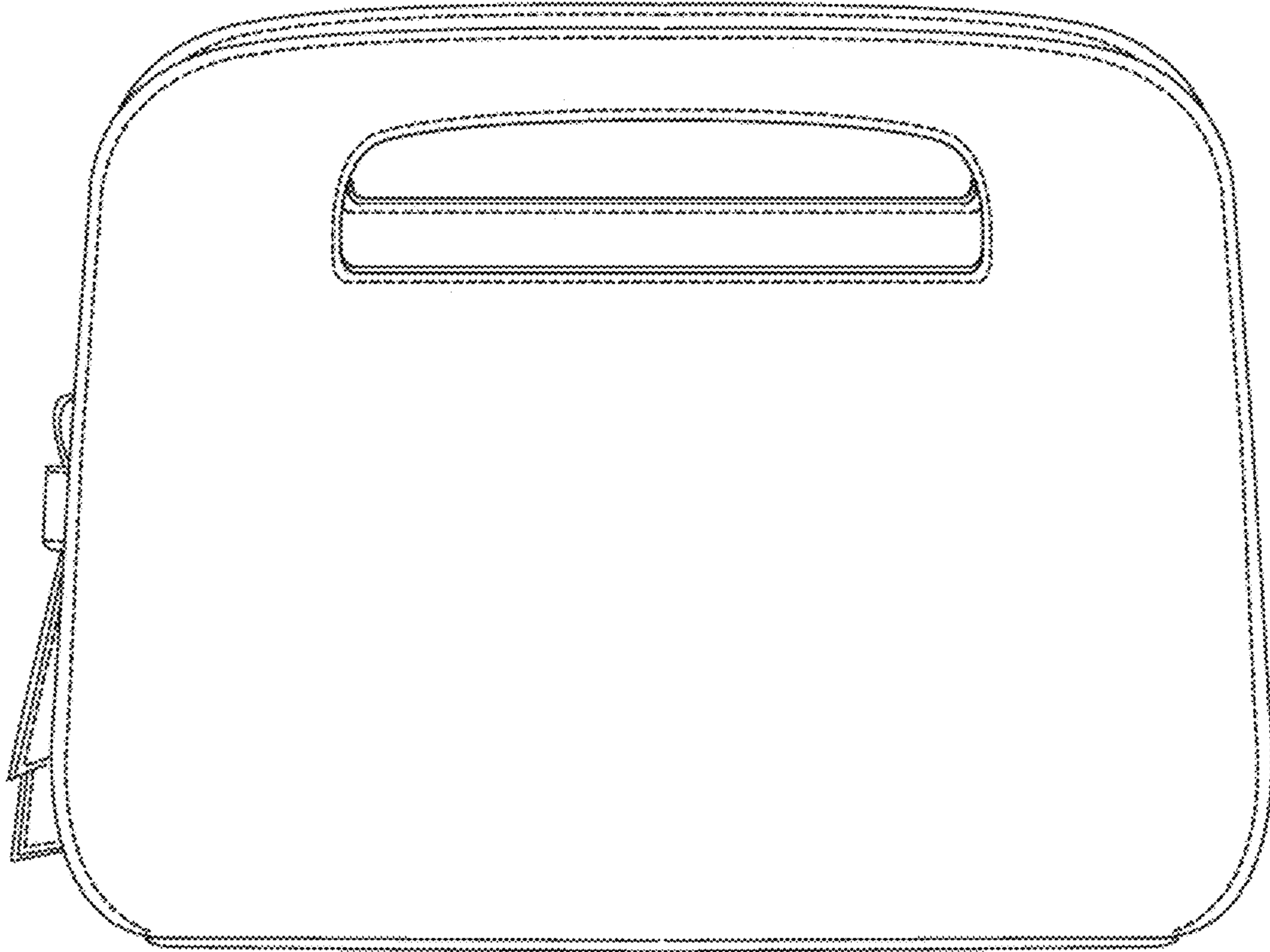
- 1. Bag
- 1.1 : Front
- 1.2 : Back
- 1.3 : Right
- 1.4 : Left
- 1.5 : Perspective
- 1.6 : Bottom
- 1.7 : Top

The broken lines in the figures are for the purpose of illustrating claimed stitching; 1.1 is a front view of a bag; 1.2 is a back view thereof; 1.3 is a right side view thereof; 1.4 is a left side view thereof; 1.5 is a perspective view thereof; 1.6 is a bottom view thereof; 1.7 is a top view thereof.

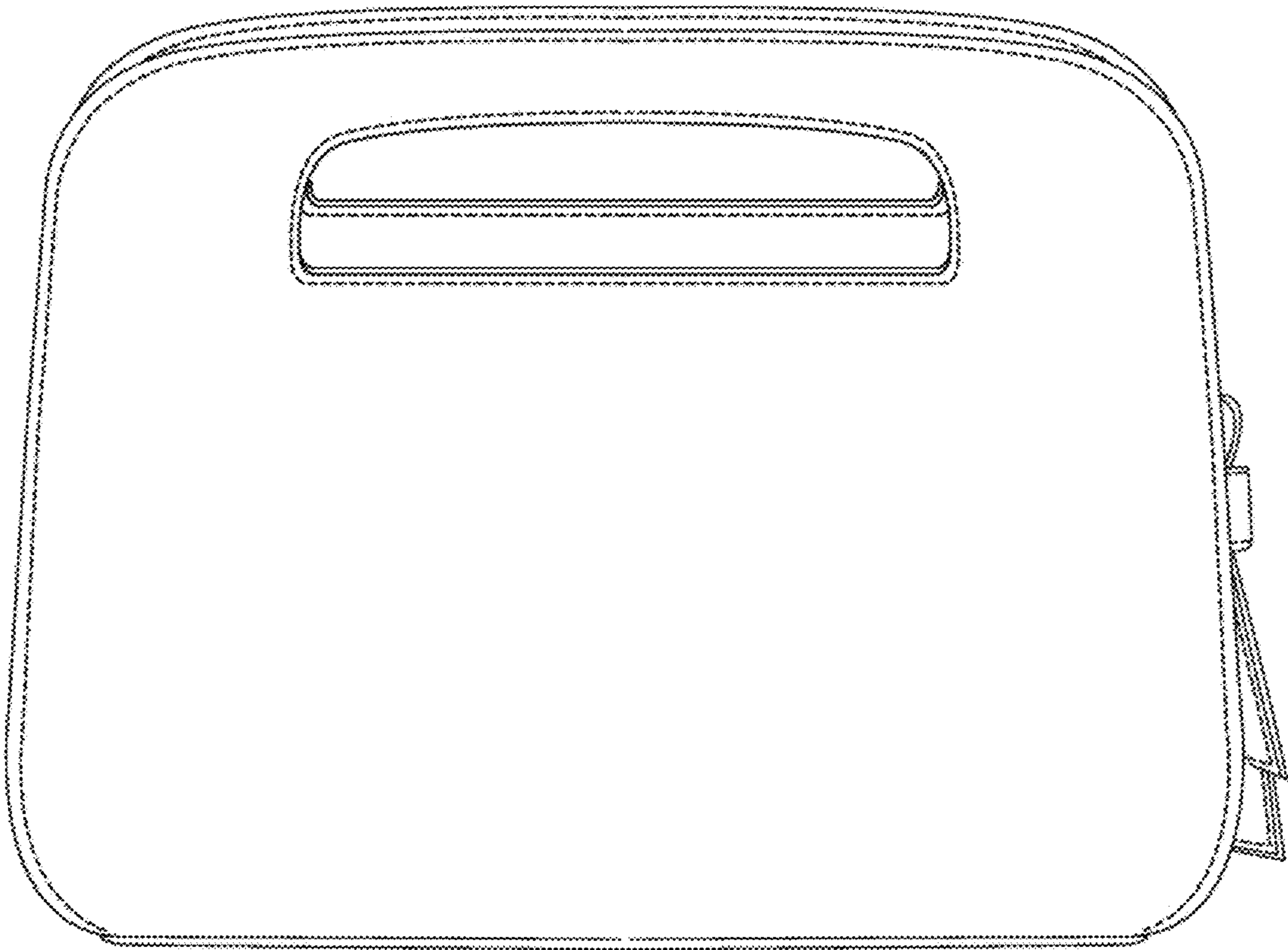
1 Claim, 7 Drawing Sheets



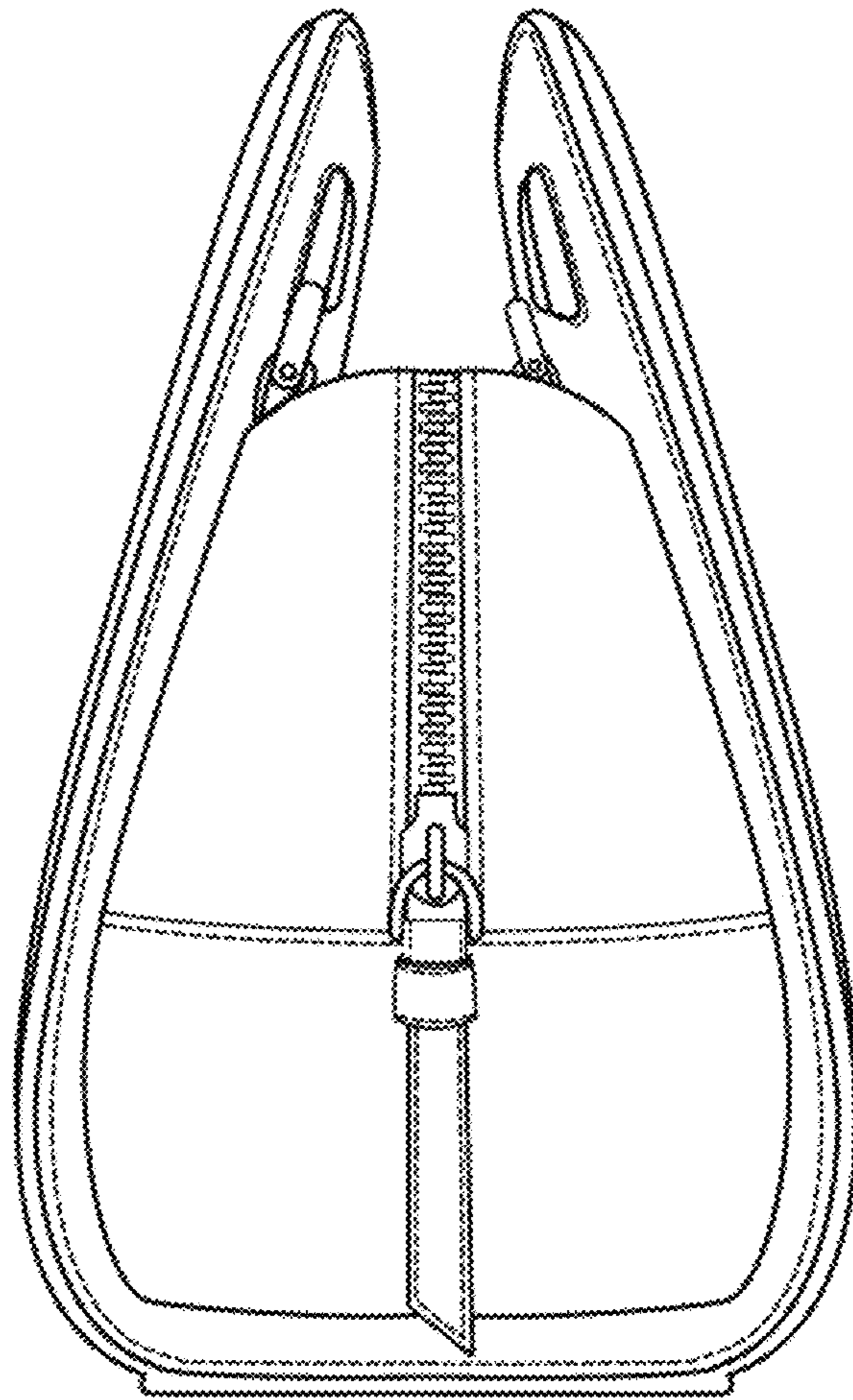
1.1



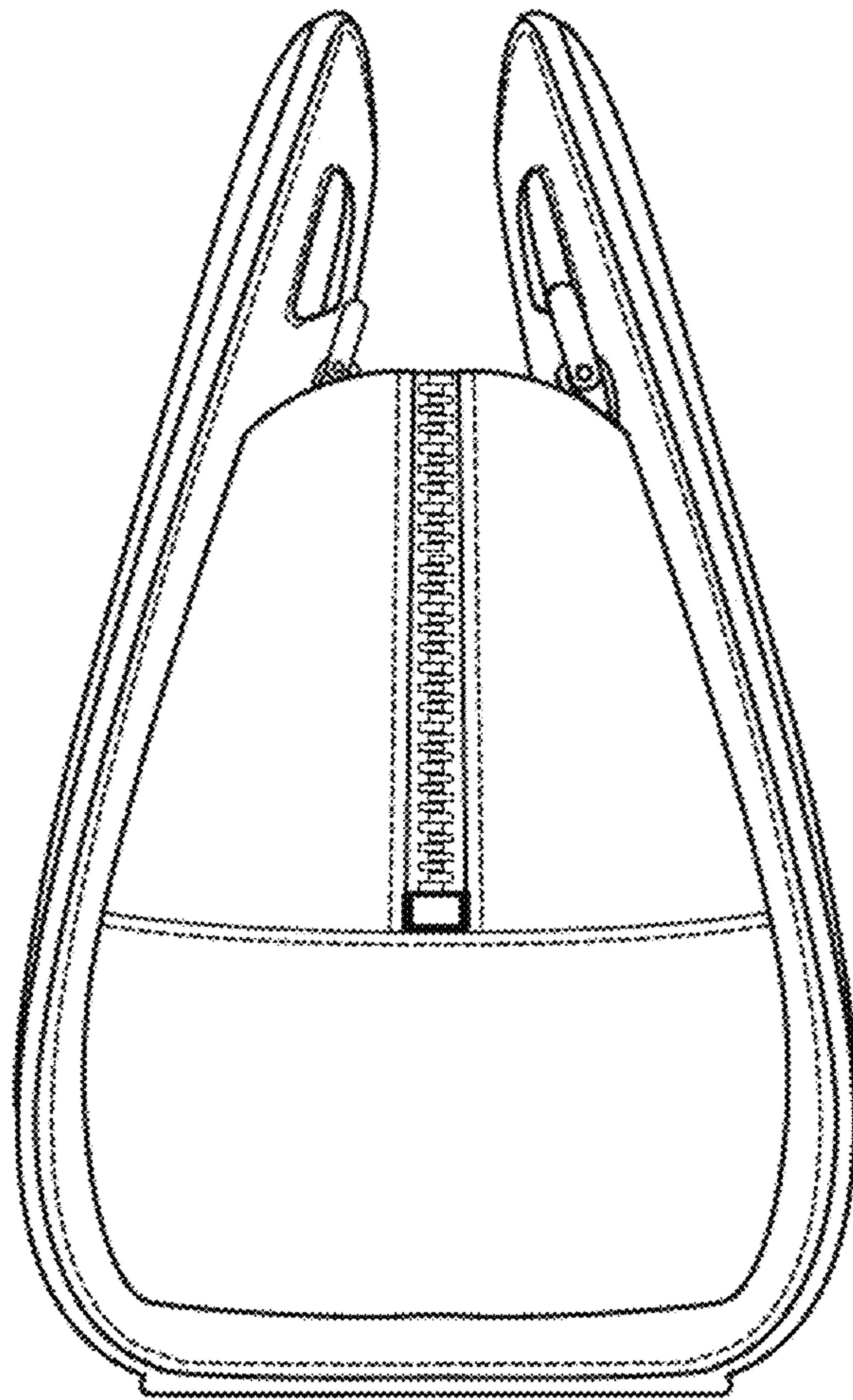
1.2



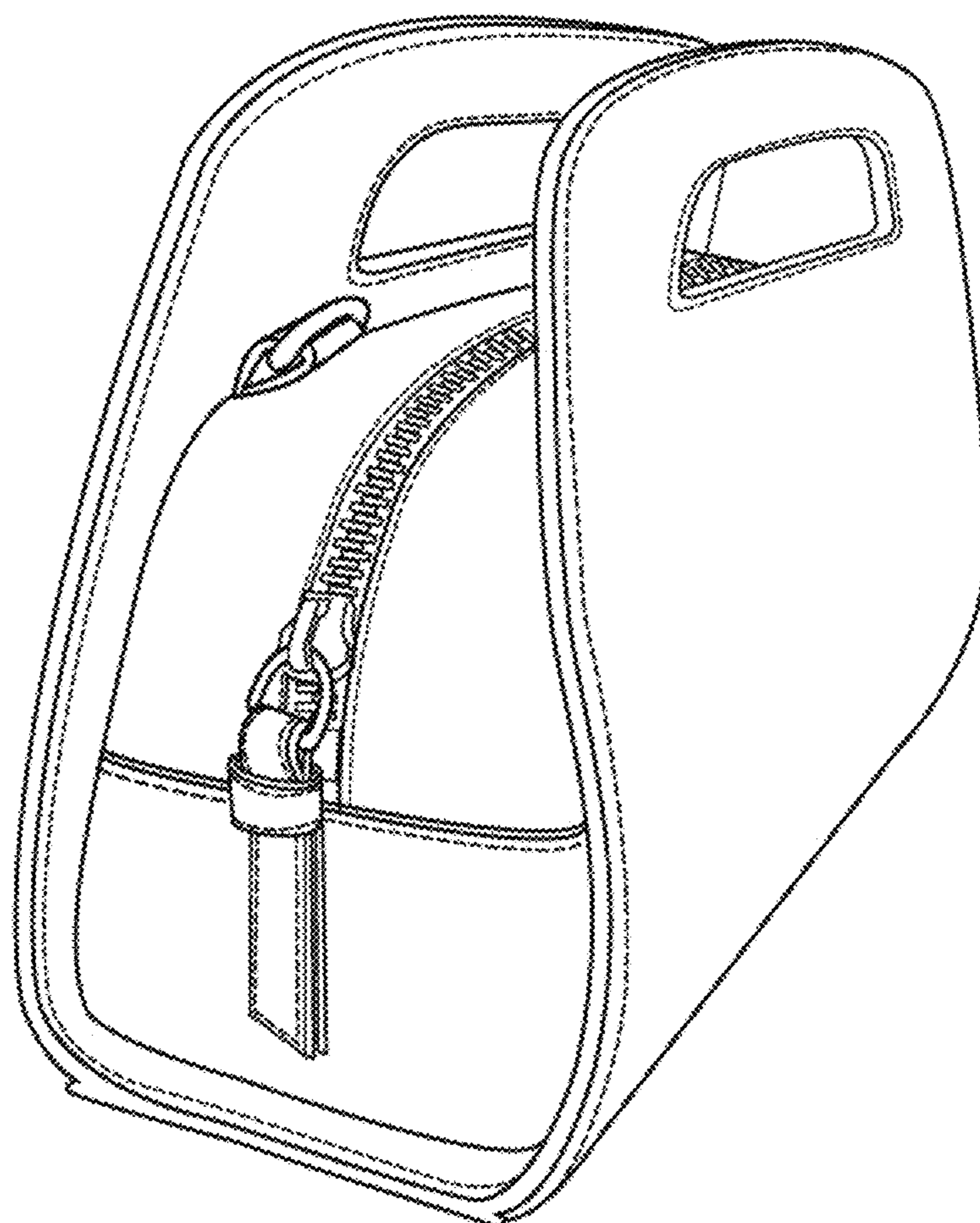
1.3



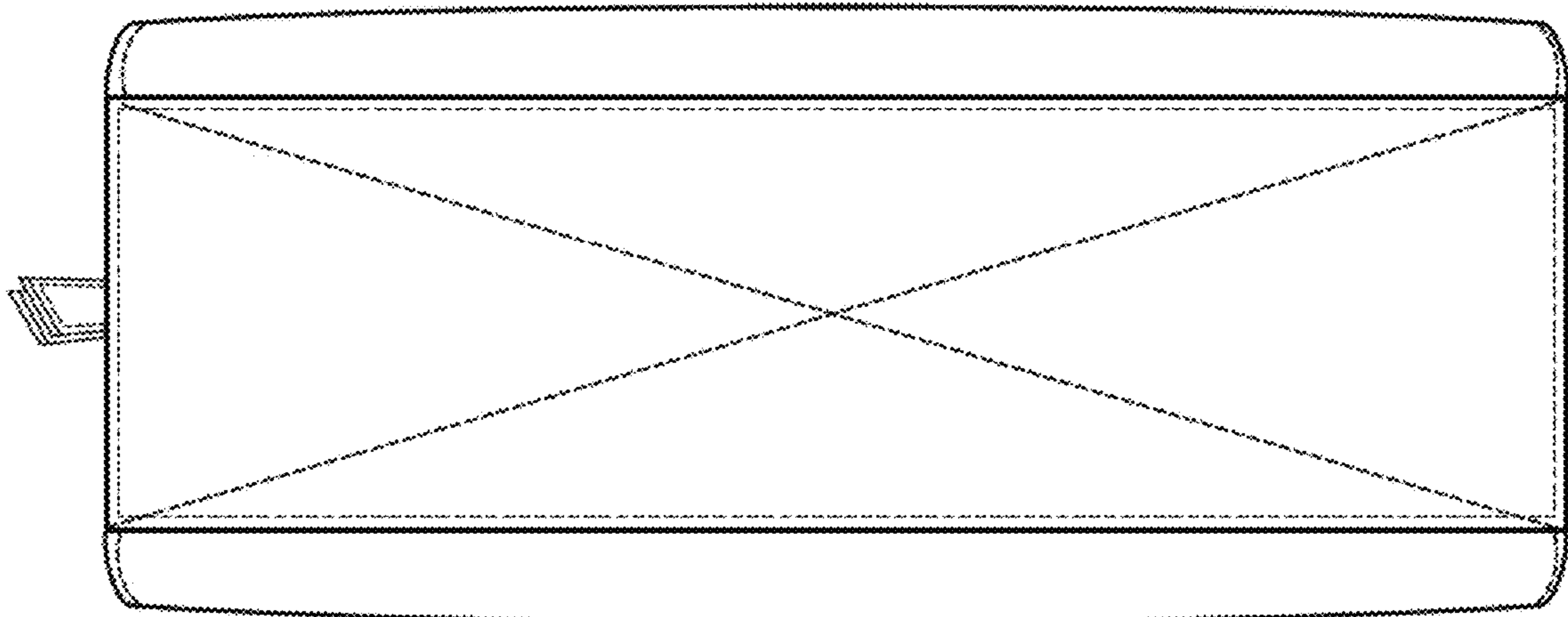
1.4



1.5



1.6



1.7

