



US00D971566S

(12) **United States Design Patent**
Lin

(10) **Patent No.: US D971,566 S**

(45) **Date of Patent: ** Dec. 6, 2022**

(54) **SLIPPER**

(71) Applicant: **Qifeng Lin**, Shenzhen (CN)

(72) Inventor: **Qifeng Lin**, Shenzhen (CN)

(**) Term: **15 Years**

(21) Appl. No.: **29/845,236**

(22) Filed: **Jul. 6, 2022**

(51) **LOC (13) Cl.** **02-04**

(52) **U.S. Cl.**

USPC **D2/919**; D2/898; D2/899

(58) **Field of Classification Search**

USPC D2/896-900, 903, 916-923, 946, 969

CPC A43B 1/00; A43B 1/10; A43B 1/14; A43B

3/00; A43B 3/10; A43B 3/12; A43B 5/00;

A43B 5/08; A43B 23/00; A43B 23/02;

A43B 23/06

See application file for complete search history.

(56) **References Cited**

U.S. PATENT DOCUMENTS

D575,036 S * 8/2008 Smith D2/900

D577,178 S * 9/2008 Smith D2/900

D587,436 S * 3/2009 LaFazia D2/900

D587,880 S * 3/2009 LaFazia D2/900

D657,537 S * 4/2012 Rusnak D2/952

D724,824 S 3/2015 Tadros

D742,104 S * 11/2015 Sutton D2/919

D804,153 S * 12/2017 Stahl D2/900

D818,677 S 5/2018 Lin

D866,930 S * 11/2019 Chenciner D2/903

D896,480 S * 9/2020 Chen D2/919

D936,336 S * 11/2021 Lai D2/919

* cited by examiner

Primary Examiner — Rashida C. Walshon

(74) *Attorney, Agent, or Firm* — Jeenam Park

(57) **CLAIM**

The ornamental design for a slipper, as shown and described.

DESCRIPTION

FIG. 1 is a perspective view of a slipper, showing my new design;

FIG. 2 is is another perspective view thereof;

FIG. 3 is a front view thereof;

FIG. 4 is a rear side view thereof;

FIG. 5 as a left side view thereof;

FIG. 6 is a right view thereof;

FIG. 7 is a top plan view thereof; and,

FIG. 8 is a bottom plan view thereof.

1 Claim, 8 Drawing Sheets





FIG. 1



FIG. 2




FIG. 3




FIG. 4




FIG. 5




FIG. 6




FIG. 7




FIG. 8