



US00D971463S

(12) **United States Design Patent** (10) **Patent No.:** **US D971,463 S**
Yang (45) **Date of Patent:** **** Nov. 29, 2022**

(54) **VEHICLE LIGHT**

(71) Applicant: **SONAR AUTO PARTS CO., LTD.**,
New Taipei (TW)

(72) Inventor: **Hsiu-Pen Yang**, New Taipei (TW)

(73) Assignee: **SONAR AUTO PARTS CO., LTD.**,
New Taipei (TW)

(**) Term: **15 Years**

(21) Appl. No.: **29/778,136**

(22) Filed: **Apr. 12, 2021**

(51) **LOC (13) Cl.** **26-06**

(52) **U.S. Cl.**
USPC **D26/28**

(58) **Field of Classification Search**
USPC D26/28, 29, 30, 31, 32, 33, 34, 35, 36
CPC F21W 2103/35; F21W 2103/40; F21W
2102/17; F21W 2102/30; F21W 2103/00;
F21W 2103/55; F21W 2104/00; F21W
2107/17; F21W 2107/13; F21S 41/00;
F21S 41/141; F21S 41/162; F21S 41/18;
F21S 41/20; F21S 41/33; F21S 41/36;
F21S 41/60; F21S 43/00; F21V 21/04
See application file for complete search history.

(56) **References Cited**

U.S. PATENT DOCUMENTS

D674,932 S * 1/2013 Kawano D26/28
D783,870 S * 4/2017 Yamakawa D26/28

D812,791 S * 3/2018 Wu D26/28
D819,851 S * 6/2018 Munakata D26/28
D842,510 S * 3/2019 Kang D26/28
D852,996 S * 7/2019 Suzuki D26/28
D868,316 S * 11/2019 Lin D26/28
D890,969 S * 7/2020 Wu D26/28
D910,892 S * 2/2021 Tanaka D26/28
D912,860 S * 3/2021 Wu D26/28
D930,858 S * 9/2021 Yang D26/28
D954,306 S * 6/2022 Lin D26/28
D954,310 S * 6/2022 Lin D26/28

* cited by examiner

Primary Examiner — Angela J Lee

(74) *Attorney, Agent, or Firm* — Li & Cai Intellectual
Property Office

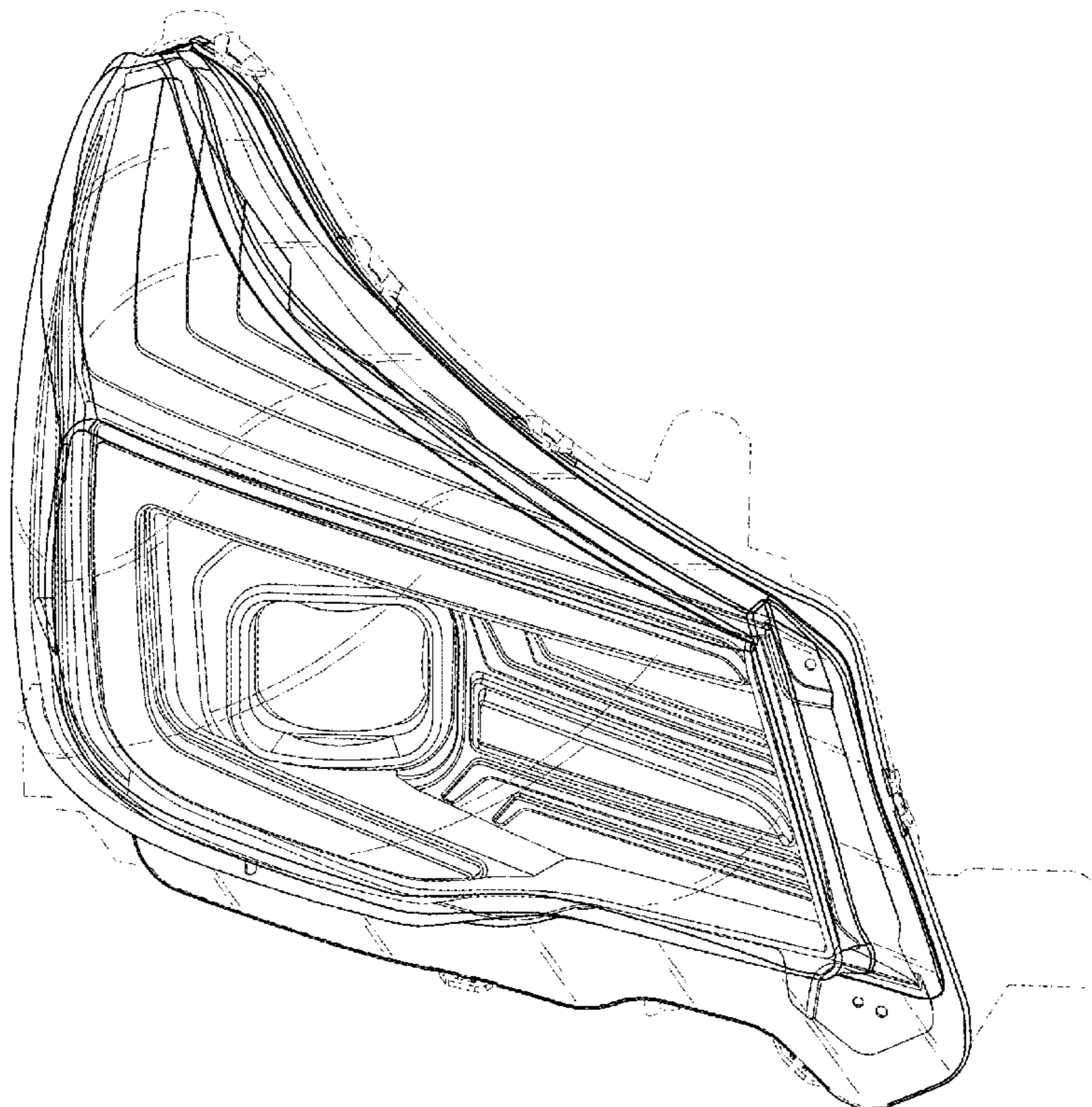
(57) **CLAIM**

The ornamental design for a vehicle light, as shown and
described.

DESCRIPTION

FIG. 1 is a front, top side perspective view of a vehicle light
showing the claimed design;
FIG. 2 is a front elevational view thereof;
FIG. 3 is a rear elevational view thereof;
FIG. 4 is a left side elevational view thereof;
FIG. 5 is a right side elevational view thereof;
FIG. 6 is a top plan view thereof; and,
FIG. 7 is a bottom plan view thereof.
The dashed broken lines in the drawing depict portions of
the vehicle light that form no part of the claimed design.

1 Claim, 7 Drawing Sheets



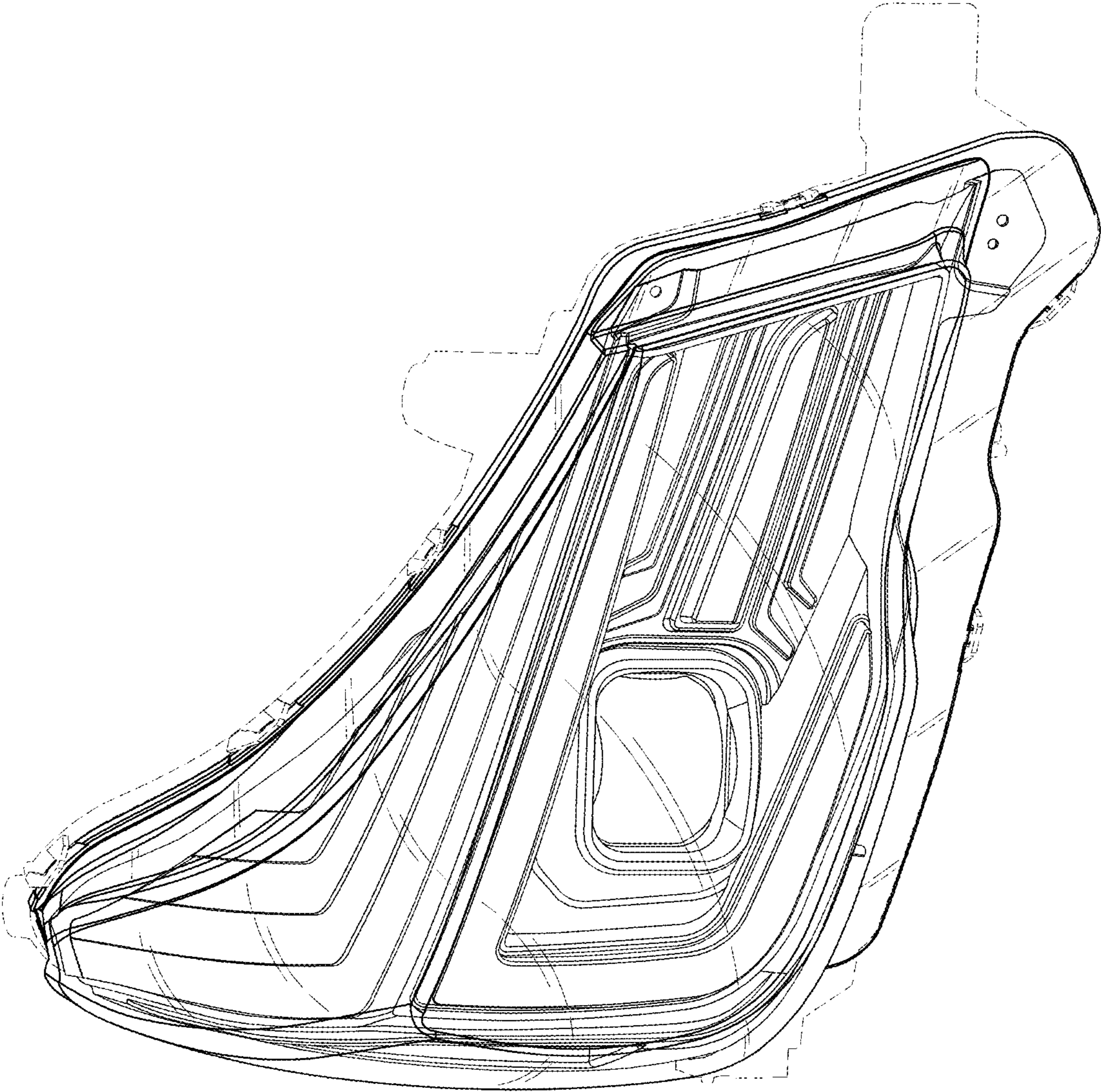


FIG. 1

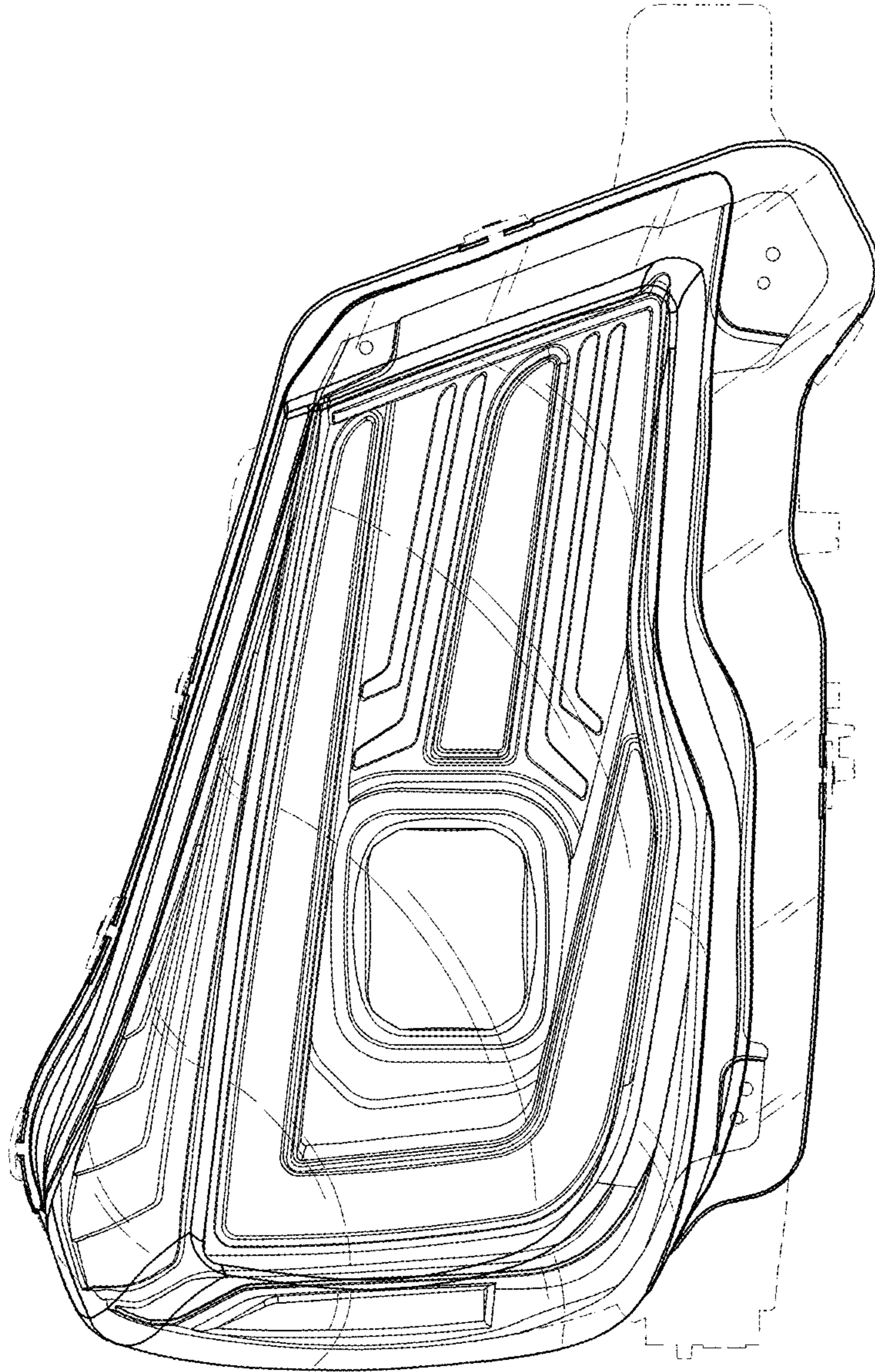


FIG. 2



FIG. 3

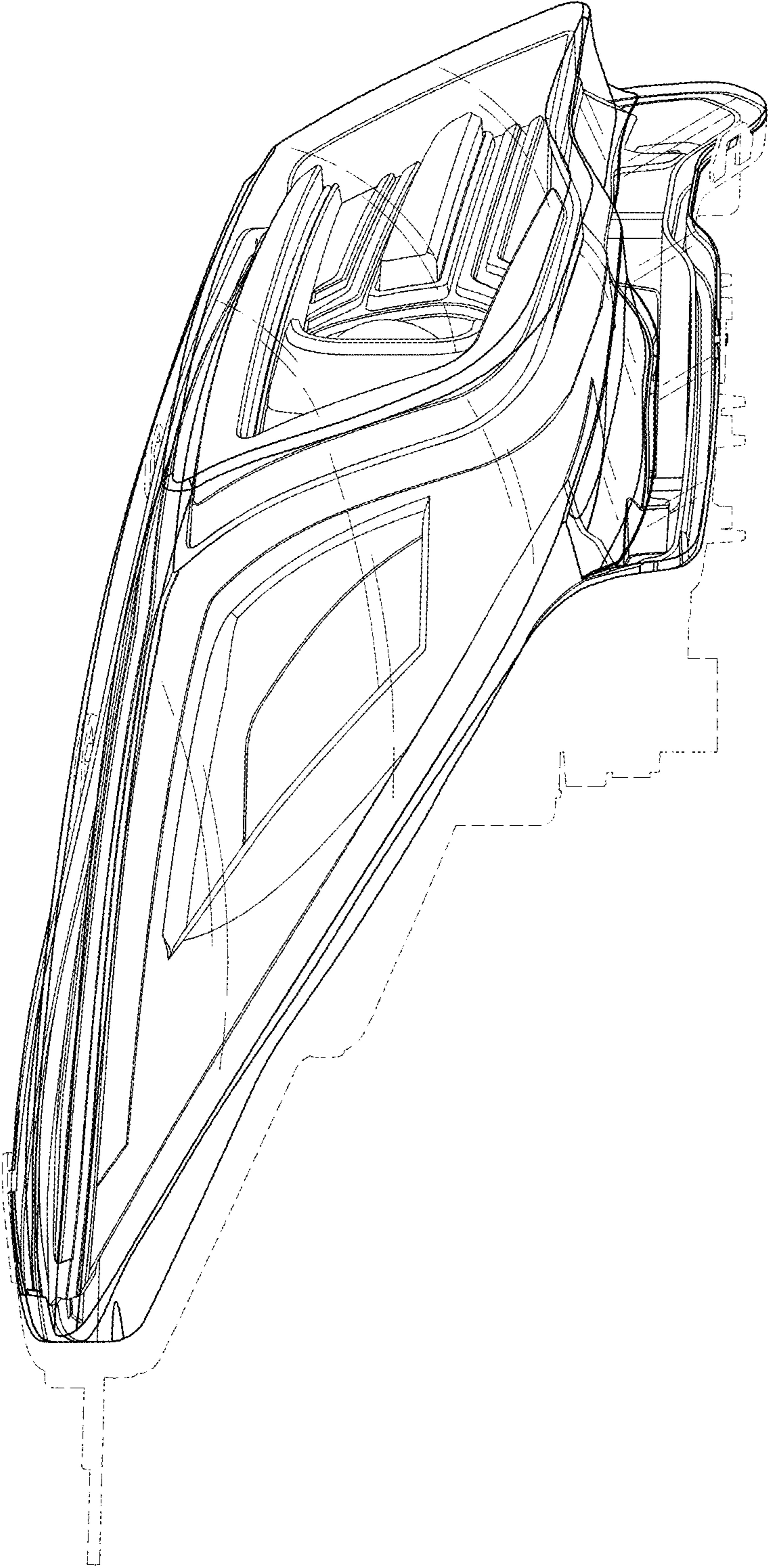


FIG. 4



FIG. 5




FIG. 6



FIG. 7