



US00D971461S

(12) **United States Design Patent** (10) **Patent No.:** **US D971,461 S**
Yang (45) **Date of Patent:** **** Nov. 29, 2022**

(54) **VEHICLE LIGHT**
(71) Applicant: **SONAR AUTO PARTS CO., LTD.**,
New Taipei (TW)
(72) Inventor: **Hsiu-Pen Yang**, New Taipei (TW)
(73) Assignee: **SONAR AUTO PARTS CO., LTD.**,
New Taipei (TW)
(**) Term: **15 Years**

D782,085 S * 3/2017 Hanson D26/28
D782,715 S * 3/2017 Lin D26/28
D798,475 S * 9/2017 Georgitsis D26/28
D838,393 S * 1/2019 Lin D26/28
D844,200 S * 3/2019 Lin D26/28
D849,290 S * 5/2019 Lin D26/28
D850,678 S * 6/2019 Lin D26/28
D863,626 S * 10/2019 Lin D26/28
D873,453 S * 1/2020 Grabowski D26/28
D896,414 S * 9/2020 Lin D26/28
D896,415 S * 9/2020 Lin D26/28
D962,506 S * 8/2022 He D26/28

(Continued)

(21) Appl. No.: **29/757,941**

FOREIGN PATENT DOCUMENTS

(22) Filed: **Nov. 11, 2020**
(51) **LOC (13) Cl.** **26-06**
(52) **U.S. Cl.**
USPC **D26/28**
(58) **Field of Classification Search**
USPC D26/24, 28, 29, 34-36, 139; D12/196
CPC B60Q 1/2615; B60Q 1/26; B60Q 1/2619;
B60Q 1/2607; B60Q 1/44; F21S 43/00;
F21S 43/10; F21S 43/13
See application file for complete search history.

CN 303523570 * 12/2015
CN 304474823 * 1/2018
CN 305313518 * 8/2019

Primary Examiner — Brett Miller
Assistant Examiner — Jasmine L. Comedy
(74) *Attorney, Agent, or Firm* — Li & Cai Intellectual
Property Office

(56) **References Cited**

(57) **CLAIM**

The ornamental design for a vehicle light, as shown and described.

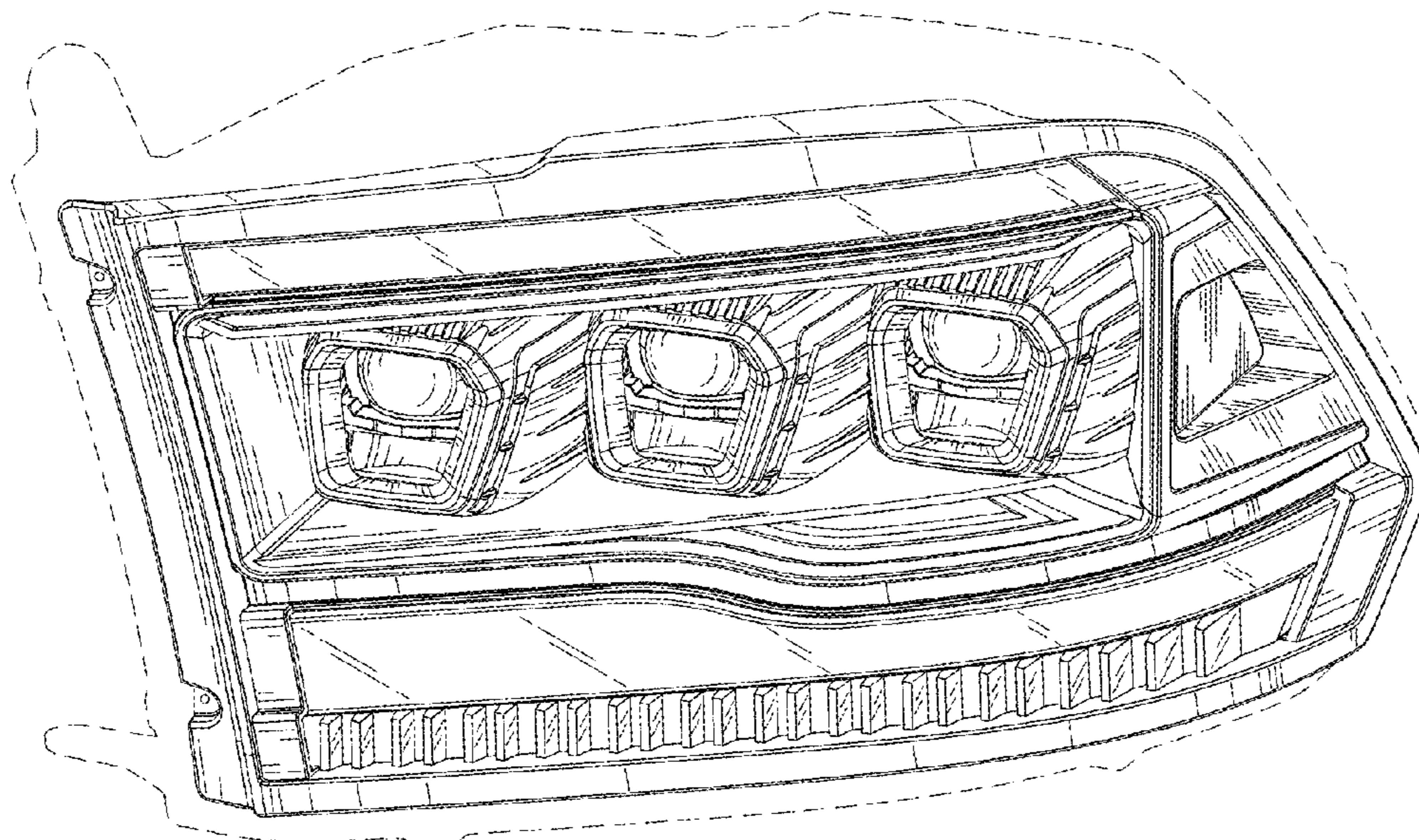
U.S. PATENT DOCUMENTS

DESCRIPTION

D506,843 S * 6/2005 Lin D26/28
D562,477 S * 2/2008 Hsu D26/28
D570,014 S * 5/2008 Hsu D26/28
D584,436 S * 1/2009 Hsu D26/28
D637,328 S * 5/2011 Yang D26/28
D674,520 S * 1/2013 Bieling D26/28
D714,984 S * 10/2014 Lai D26/28
D718,894 S * 12/2014 Lai D26/28
D733,343 S * 6/2015 Lai D26/28
D737,484 S * 8/2015 Lai D26/28
D747,515 S * 1/2016 McMahan D26/28
D760,406 S * 6/2016 Huang D26/28
D774,669 S * 12/2016 Lai D26/28
D775,384 S * 12/2016 Lin D26/28
D775,386 S * 12/2016 Lin D26/28

FIG. 1 is a front, right side and top perspective view of a vehicle light showing the claimed design; FIG. 2 is a front elevational view thereof; FIG. 3 is a rear elevational view thereof; FIG. 4 is a left side elevational view thereof; FIG. 5 is a right side elevational view thereof; FIG. 6 is a top plan view thereof; and, FIG. 7 is a bottom plan view thereof. The dashed broken lines in the drawing depict portions of the vehicle light that form no part of the claimed design.

1 Claim, 7 Drawing Sheets



(56)

References Cited

U.S. PATENT DOCUMENTS

D962,508 S * 8/2022 He D26/28
D962,509 S * 8/2022 He D26/28

* cited by examiner

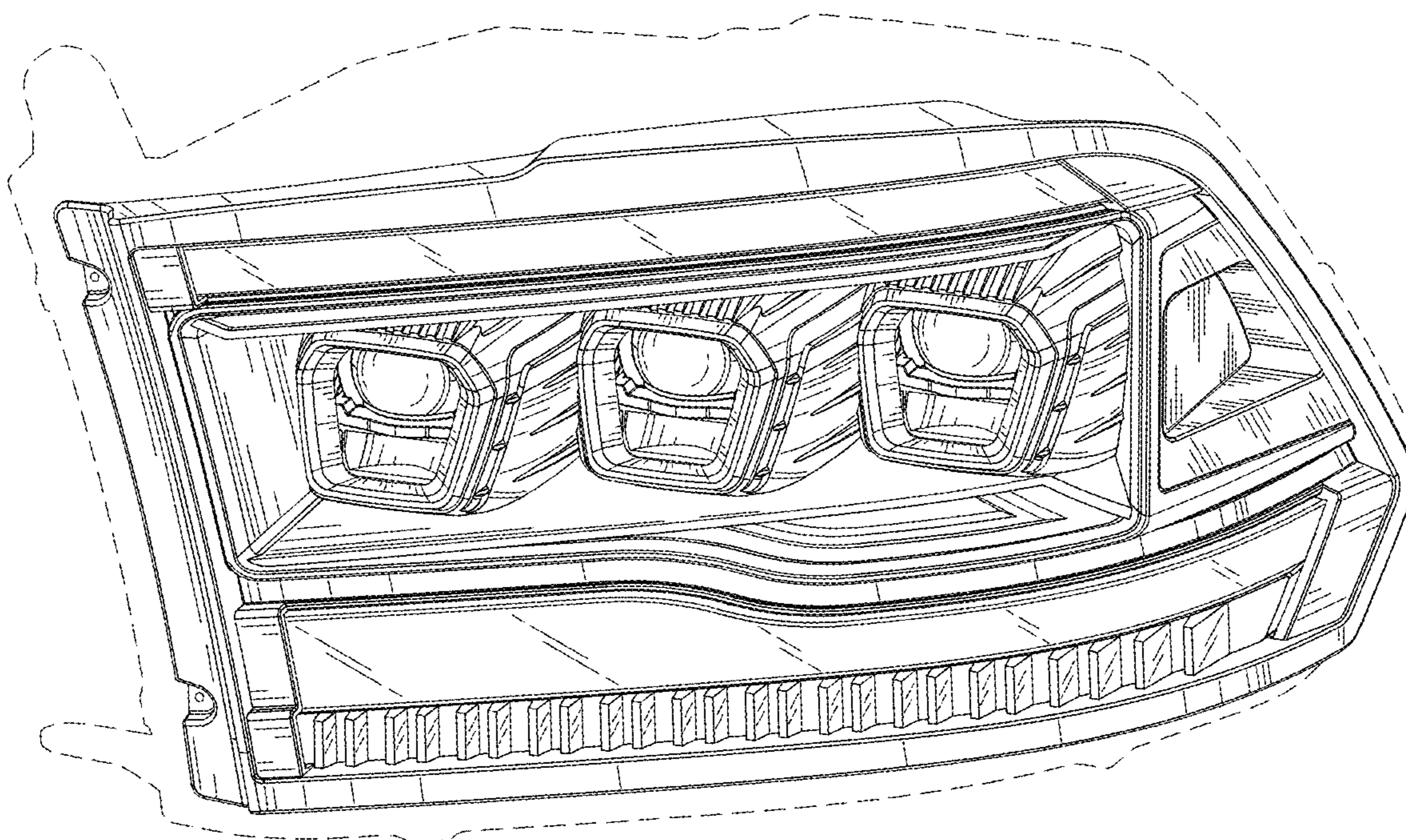


FIG. 1

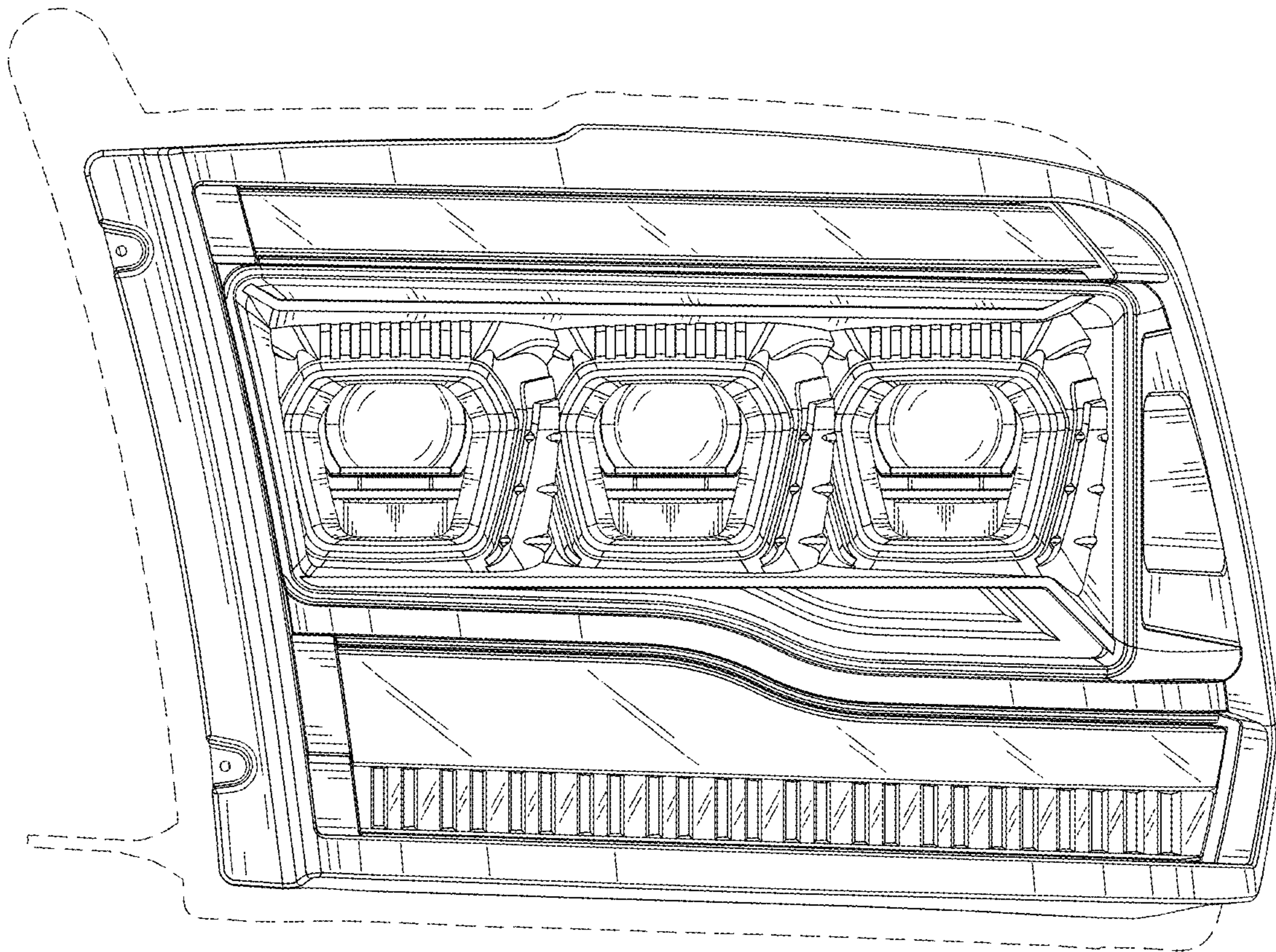


FIG. 2



FIG. 3



FIG. 4

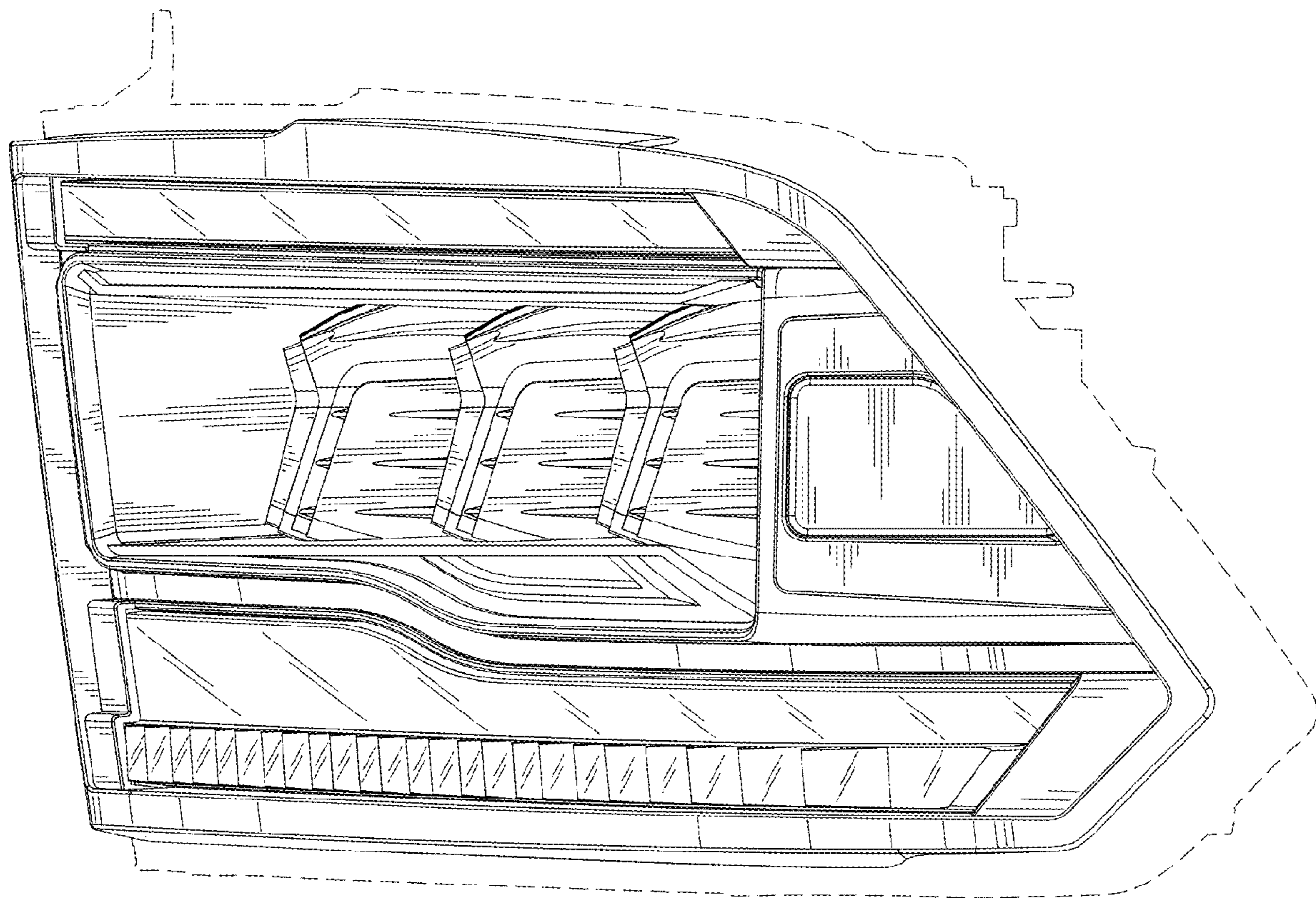


FIG. 5



FIG. 6



FIG. 7