



US00D971451S

(12) **United States Design Patent**
Zhong

(10) **Patent No.:** **US D971,451 S**

(45) **Date of Patent:** **** Nov. 29, 2022**

(54) **ACOUSTIC PANEL**
(71) Applicant: **Furui Zhong**, Guangdong (CN)
(72) Inventor: **Furui Zhong**, Guangdong (CN)
(**) Term: **15 Years**
(21) Appl. No.: **29/849,384**
(22) Filed: **Aug. 10, 2022**

D677,805 S * 3/2013 Esquivel D25/158
8,424,637 B2 * 4/2013 Lenz, Jr. E04B 1/86
181/293
8,607,925 B2 * 12/2013 Gideonse E04B 9/001
181/210
9,163,398 B2 * 10/2015 Varanasi G10K 11/168
9,493,949 B2 * 11/2016 Yau G10K 11/172
9,514,734 B1 * 12/2016 Jones E04B 1/86
D908,928 S 2/2021 Berlin
D943,782 S 2/2022 Fest

* cited by examiner

(30) **Foreign Application Priority Data**

Jun. 16, 2022 (CN) 202230369746.5

(51) **LOC (13) Cl.** **25-01**

(52) **U.S. Cl.**
USPC **D25/158**

(58) **Field of Classification Search**
USPC D25/157, 158
CPC E04B 1/84; E04B 1/8404; E04B 1/8409;
E04B 1/86; E04B 2001/8452; E04B
2001/8414; E04B 2001/8457; E04B
2001/8471; G10K 2210/118
See application file for complete search history.

(56) **References Cited**

U.S. PATENT DOCUMENTS

D643,944 S * 8/2011 Henderson D25/157
D677,804 S * 3/2013 Esquivel D25/158

Primary Examiner — Doris Clark

(74) *Attorney, Agent, or Firm* — ScienBiziP, P.C.

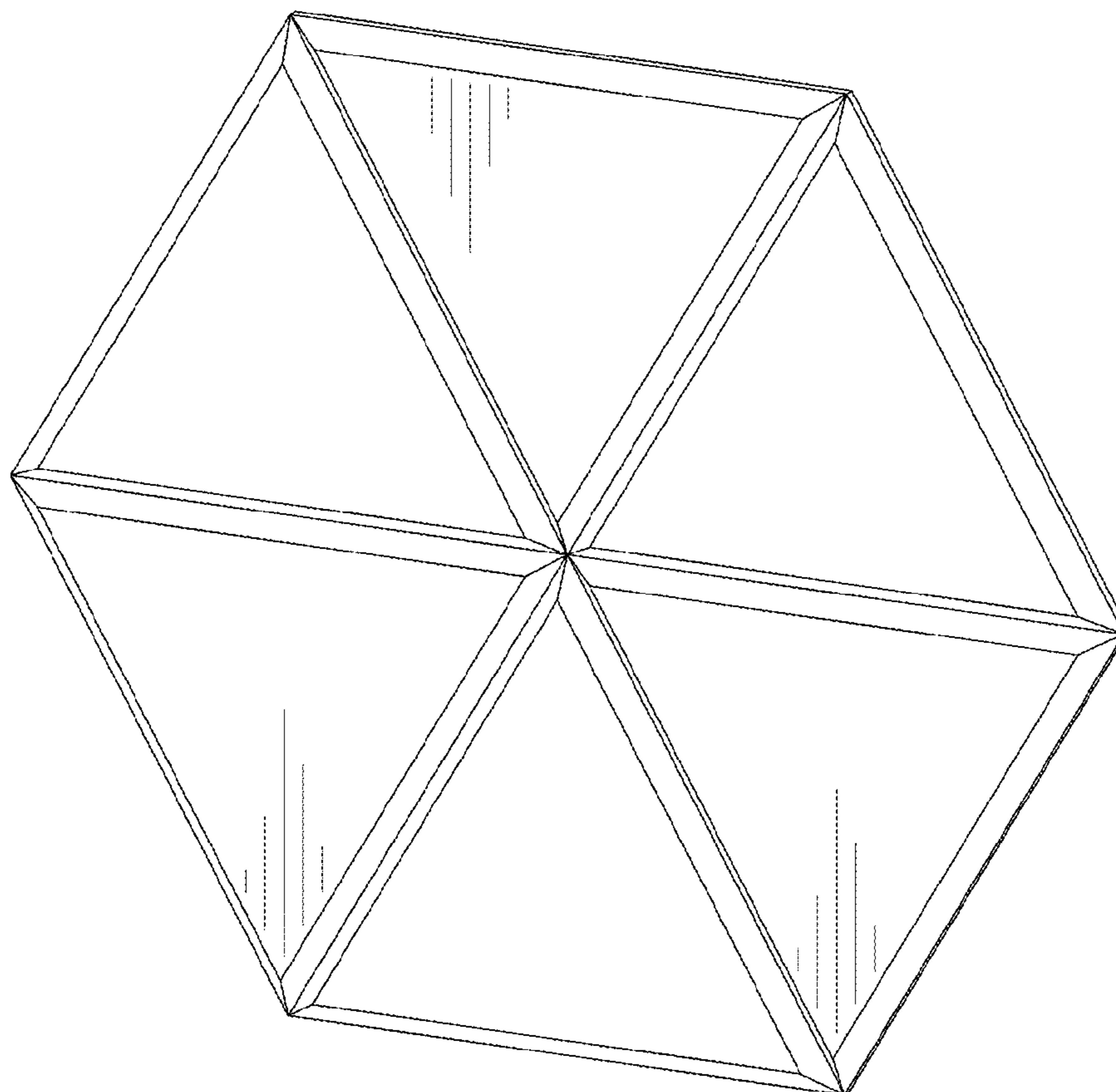
(57) **CLAIM**

The ornamental design for an acoustic panel, as shown and described.

DESCRIPTION

FIG. 1 is a front, right and top perspective view of an acoustic panel, showing my design.
FIG. 2 is a front elevation view thereof.
FIG. 3 is a rear elevation view thereof.
FIG. 4 is a left side elevation view thereof.
FIG. 5 is a right side elevation view thereof.
FIG. 6 is a top plan view thereof; and,
FIG. 7 is a bottom plan view thereof.

1 Claim, 7 Drawing Sheets



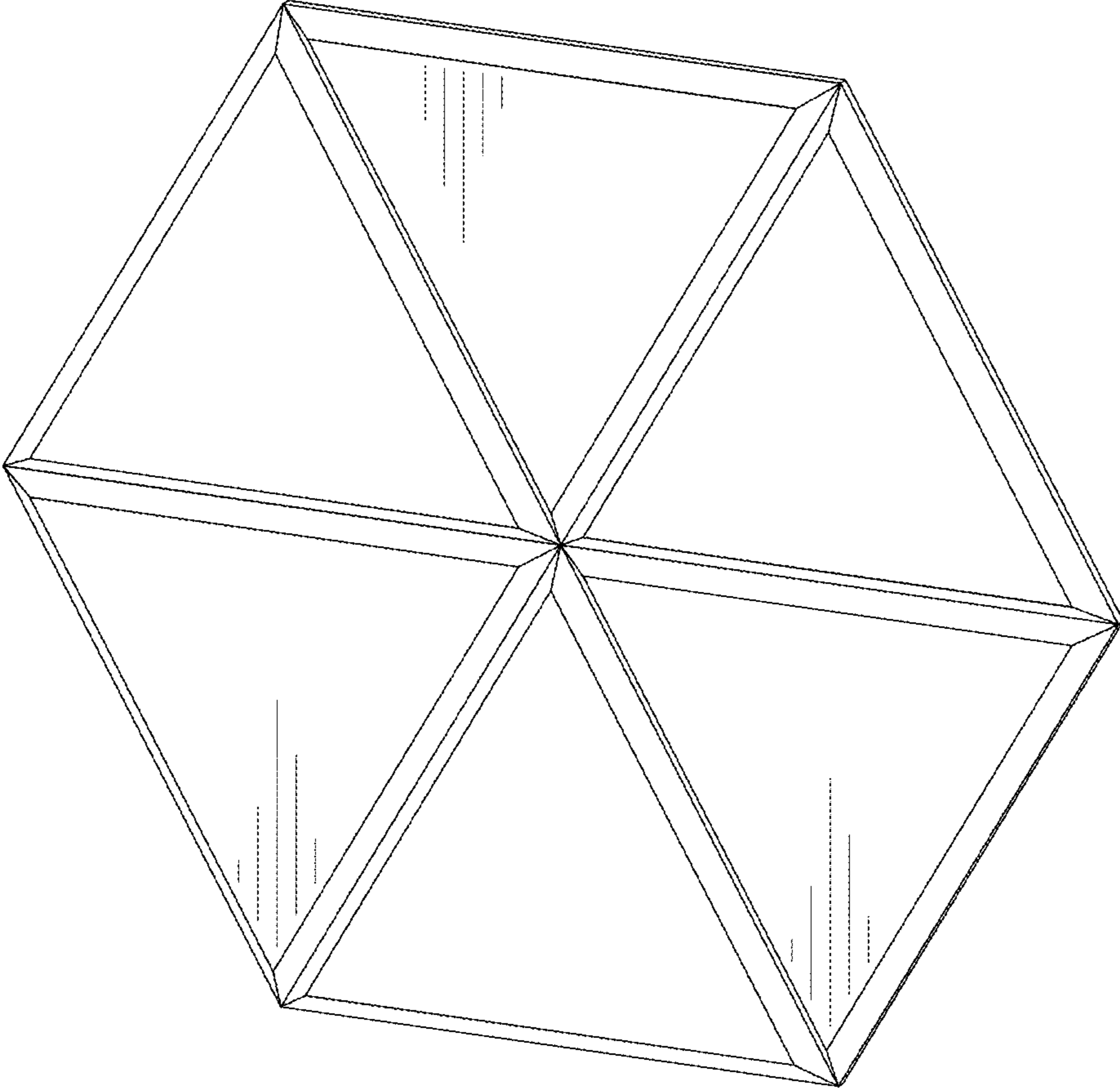


FIG. 1

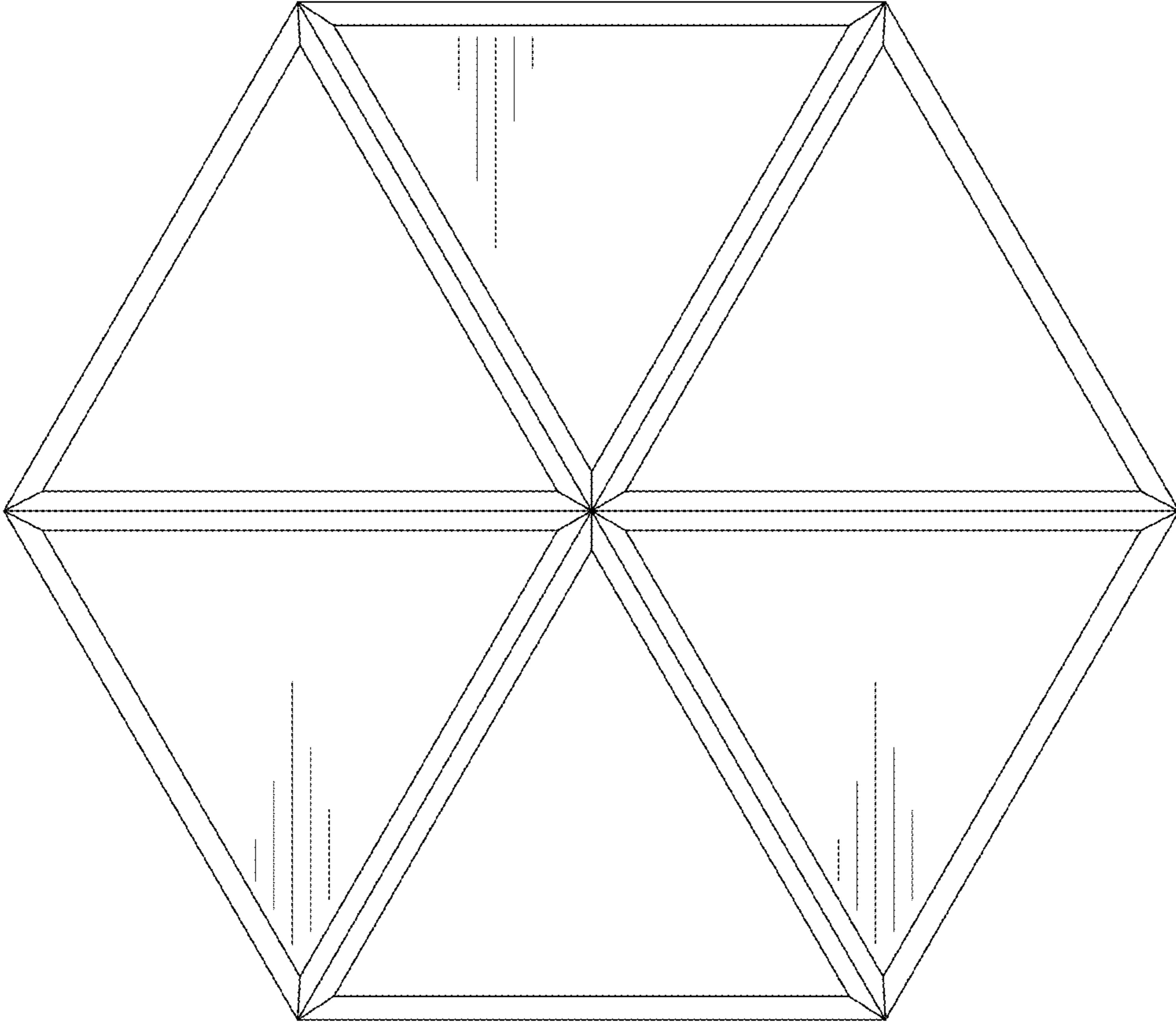


FIG.2

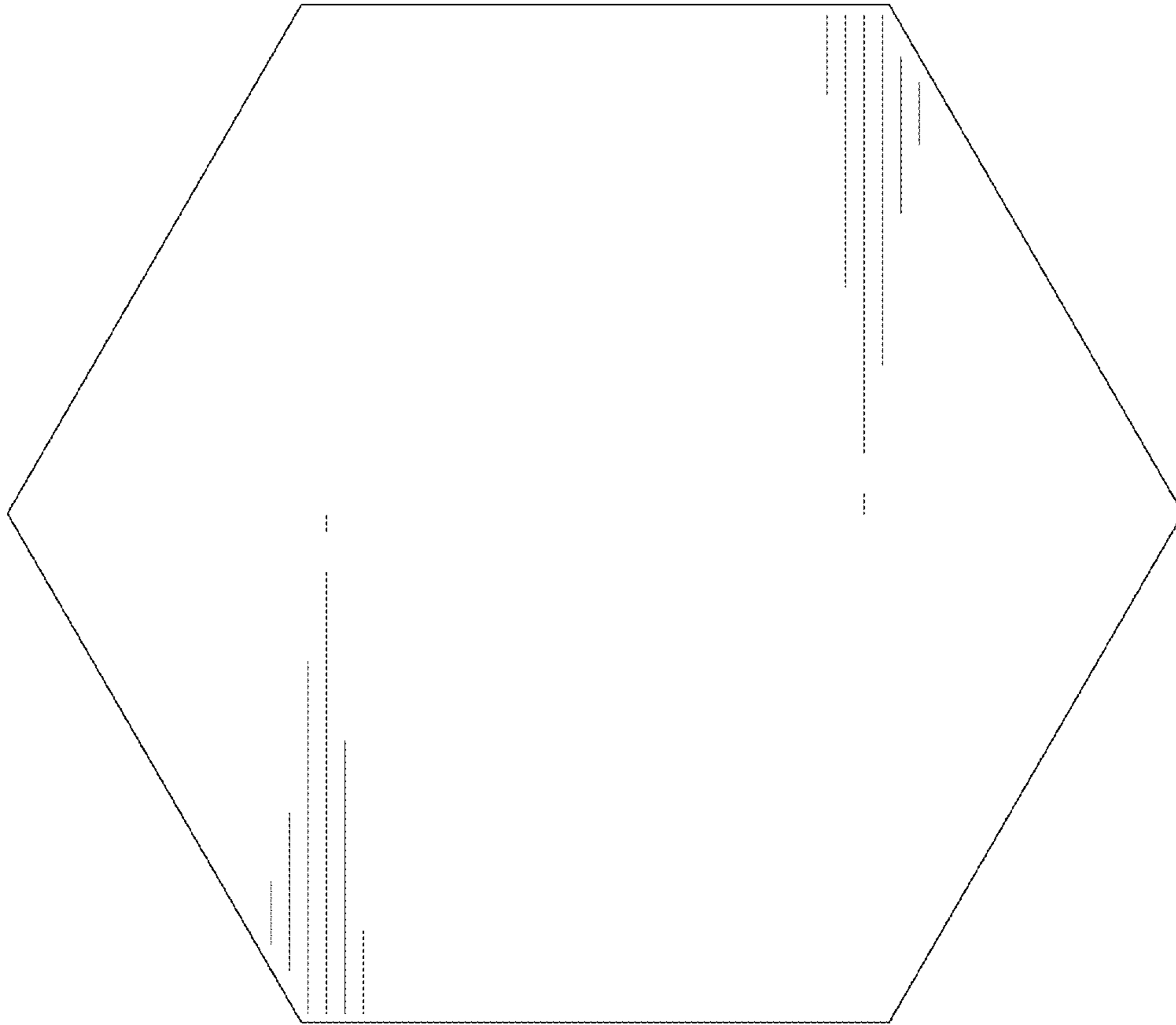


FIG. 3



FIG. 4



FIG. 5




FIG.6




FIG. 7