



US00D971428S

(12) **United States Design Patent** (10) **Patent No.:** **US D971,428 S**  
**Lv** (45) **Date of Patent:** **\*\* Nov. 29, 2022**

(54) **MASTURBATION CUP**

(71) Applicant: **Fang Lv**, Anhui (CN)

(72) Inventor: **Fang Lv**, Anhui (CN)

(\*\*) Term: **15 Years**

(21) Appl. No.: **29/770,131**

(22) Filed: **Feb. 9, 2021**

(51) **LOC (13) Cl.** ..... **28-03**

(52) **U.S. Cl.**  
USPC ..... **D24/215**

(58) **Field of Classification Search**  
USPC ..... D24/133, 186, 211, 212, 213, 214, 215;  
D12/178; D23/266; D9/418

CPC .. A61H 19/00; A61B 10/0058; A61B 5/4375;  
A61B 5/4393; A61F 5/41

See application file for complete search history.

(56) **References Cited**

**U.S. PATENT DOCUMENTS**

- D547,878 S \* 7/2007 Lai ..... D24/214
- D695,414 S \* 12/2013 Matsuura ..... D24/215
- D714,952 S \* 10/2014 Gonglach ..... A61H 15/00  
D24/211
- D782,036 S \* 3/2017 Cai ..... D24/121
- D823,462 S \* 7/2018 Okamura ..... D24/121
- D837,996 S \* 1/2019 Sugimoto ..... A61B 10/0058  
D24/215
- D879,988 S \* 3/2020 Zhou ..... D24/215
- D880,713 S \* 4/2020 Sedic ..... D24/215

- D888,980 S \* 6/2020 Tsuyama ..... D24/215
- D890,947 S \* 7/2020 Takahori ..... D24/215
- D897,551 S \* 9/2020 Nasta ..... D24/211
- D898,215 S \* 10/2020 Endo ..... D24/215
- D939,723 S \* 12/2021 Haddock ..... D24/215
- 2008/0004577 A1\* 1/2008 Matsuura ..... A61F 5/0096  
604/317
- 2017/0071818 A1\* 3/2017 Chen ..... A61H 19/32

\* cited by examiner

*Primary Examiner* — Michael A Maharajh

(74) *Attorney, Agent, or Firm* — ScienBiziP, P.C.

(57) **CLAIM**

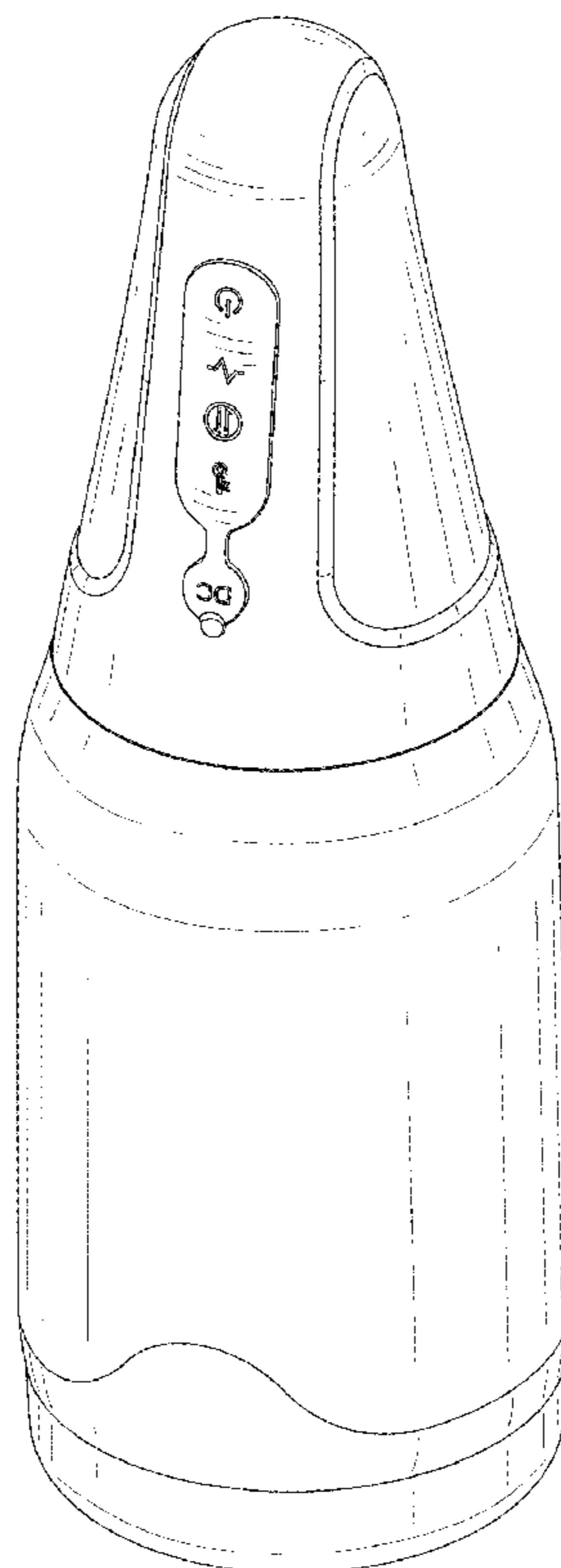
The ornamental design for a masturbation cup, as shown and described.

**DESCRIPTION**

FIG. 1 is a front, right, and top perspective view of a masturbation cup, showing my design.  
 FIG. 2 is a front elevation view thereof.  
 FIG. 3 is a rear elevation view thereof.  
 FIG. 4 is a left side elevation view thereof.  
 FIG. 5 is a right side elevation view thereof.  
 FIG. 6 is a top plan view thereof; and,  
 FIG. 7 is a bottom plan view thereof.

The broken lines shown in the drawings are included for the purpose of illustrating portions of the masturbation cup that form no part of the claimed design.

**1 Claim, 7 Drawing Sheets**



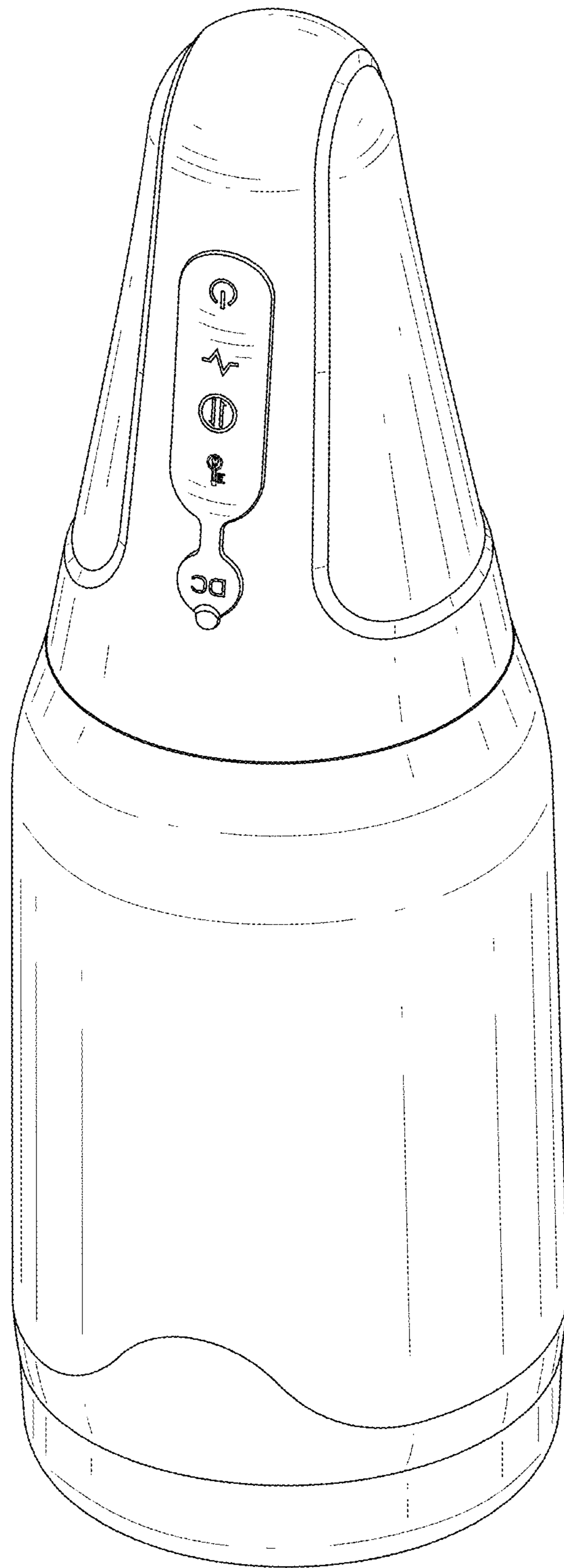


FIG. 1

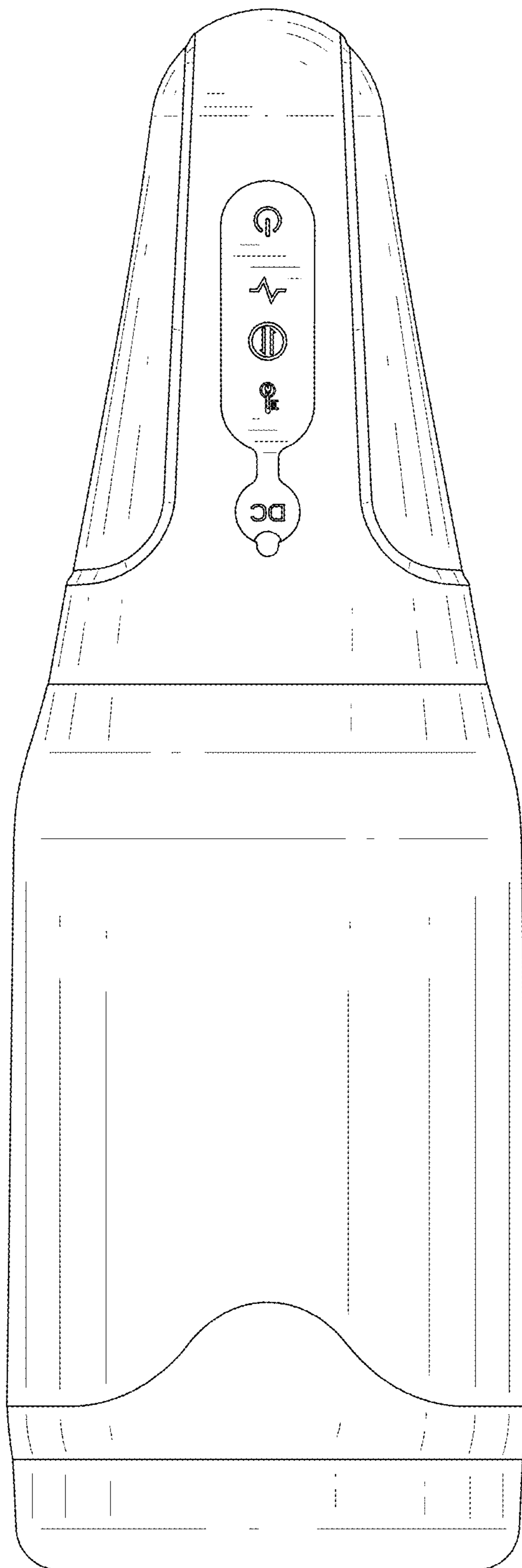


FIG. 2

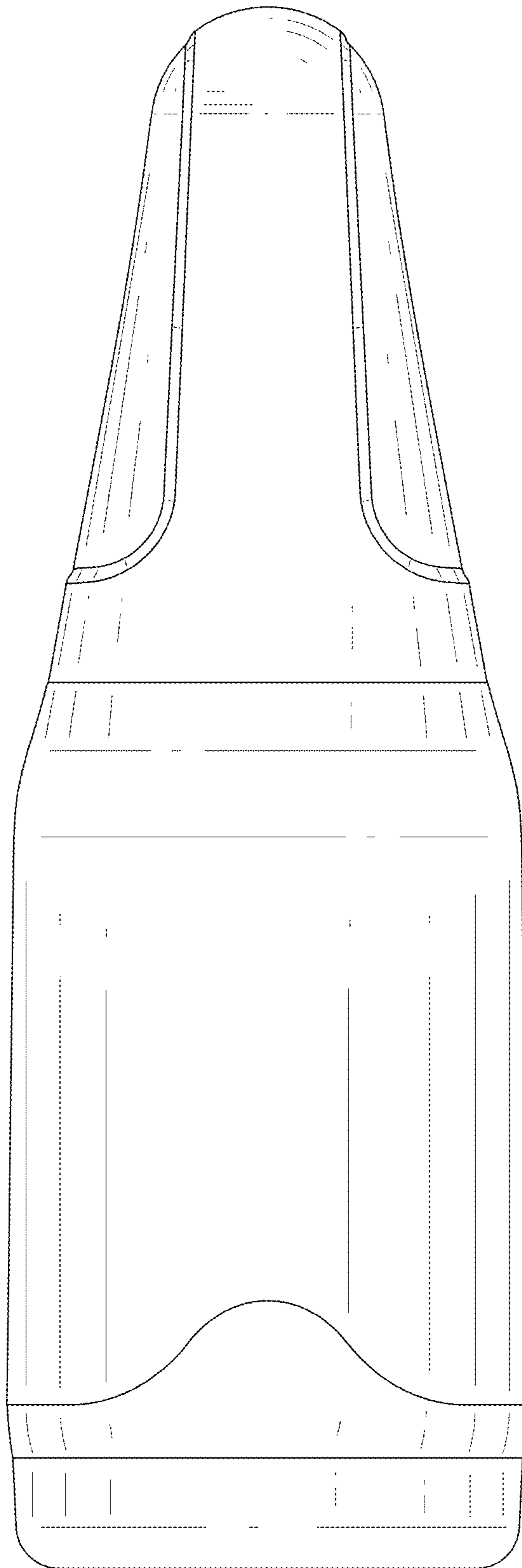


FIG. 3

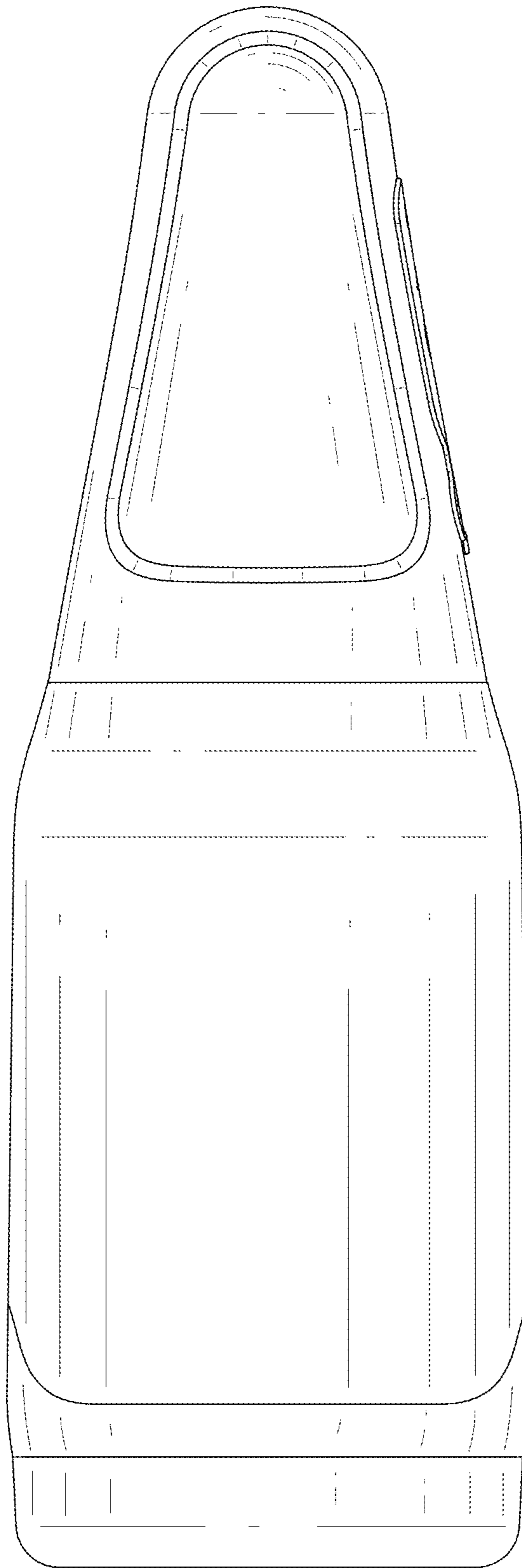


FIG. 4

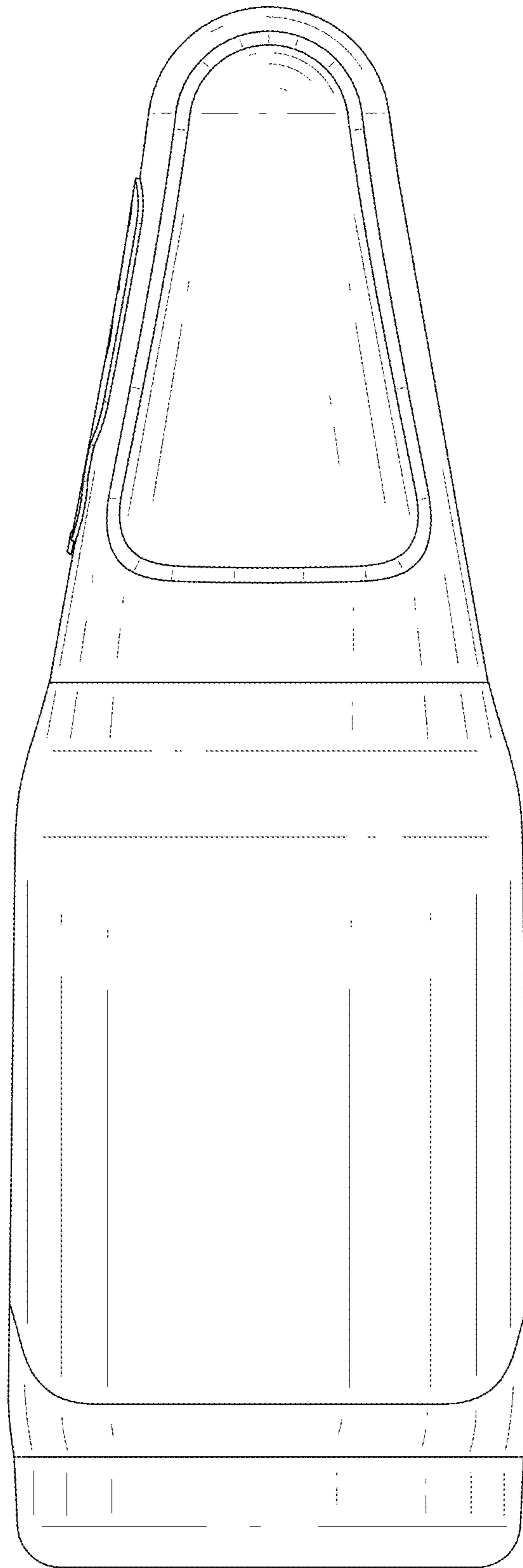


FIG. 5

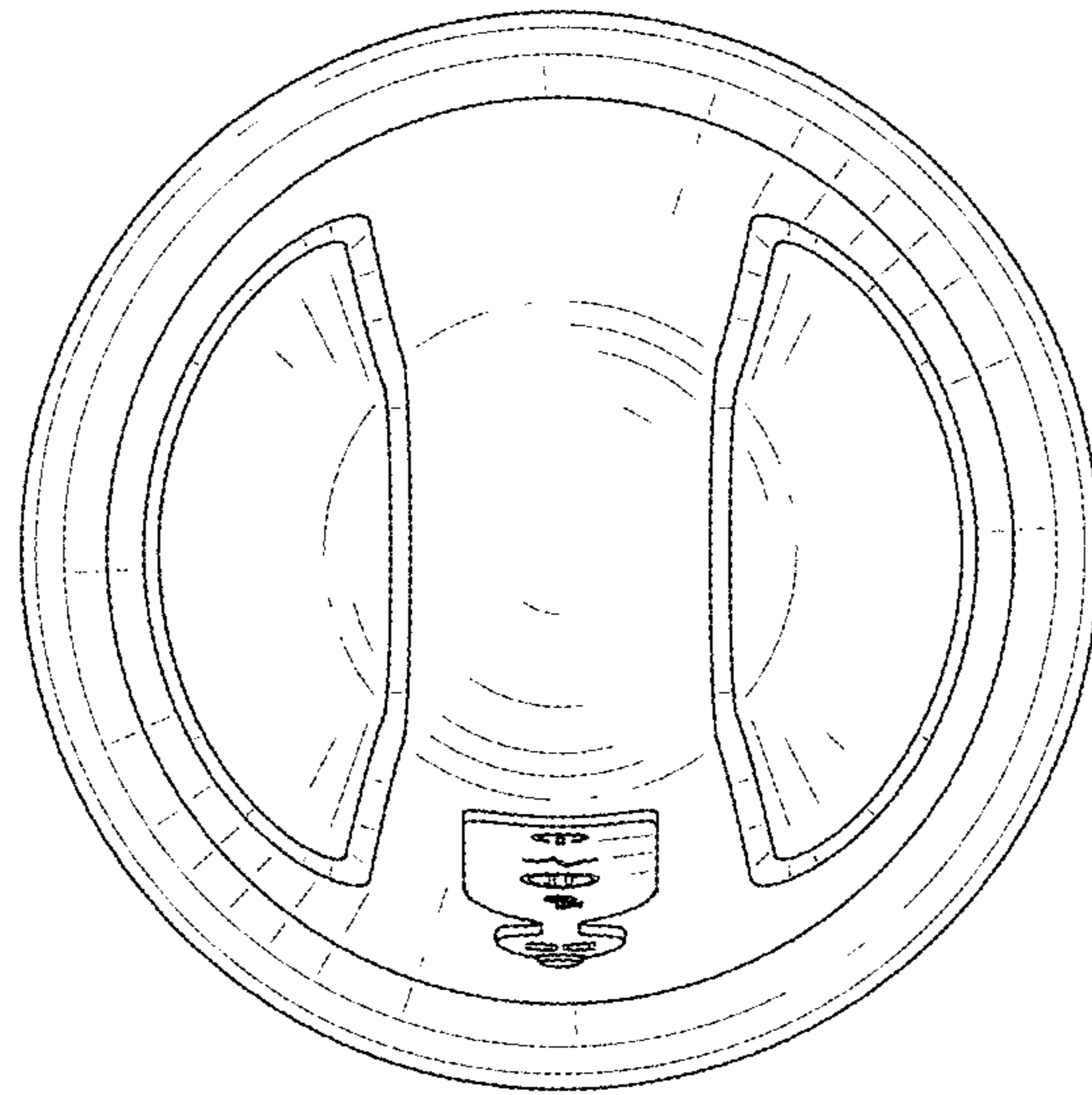


FIG. 6






FIG. 7