



US00D971421S

(12) **United States Design Patent** (10) **Patent No.:** **US D971,421 S**
Li (45) **Date of Patent:** **** Nov. 29, 2022**

(54) **WAX WARMER**
(71) Applicant: **HONGKONG BAI CHUANG E-COMMERCE LIMITED,**
HongKong (CN)
(72) Inventor: **Ling Li, Kowloon (CN)**
(**) Term: **15 Years**
(21) Appl. No.: **29/732,585**
(22) Filed: **Apr. 25, 2020**
(51) **LOC (13) Cl.** **28-03**
(52) **U.S. Cl.**
USPC **D24/200; D28/44.1; D23/366**
(58) **Field of Classification Search**
USPC **D28/44-44.1, 58; D23/366; D7/354;**
D24/200
CPC **A45D 2200/155; A45D 26/0014**
See application file for complete search history.

D933,294 S * 10/2021 Deng D23/366
D939,719 S * 12/2021 Liu D24/200
D940,955 S * 1/2022 Wei D28/44.1
D942,077 S * 1/2022 Wei D28/44.1
D943,756 S * 2/2022 Lin D28/44.1
D944,408 S * 2/2022 Zhang D24/200
D946,775 S * 3/2022 Liu D28/44.1
D947,397 S * 3/2022 Deng D28/44.1
D948,064 S * 4/2022 Liu D28/44.1
D948,065 S * 4/2022 Zhang D28/44.1
D948,120 S * 4/2022 Liu D28/44.1
D948,736 S * 4/2022 Deng D28/44.1
D950,083 S * 4/2022 Zhu D28/44.1
2019/0069345 A1 * 2/2019 Davidson H05B 1/0252
2019/0313763 A1 * 10/2019 Hodges A45D 26/0014
2020/0015566 A1 * 1/2020 Michail A61K 8/925

FOREIGN PATENT DOCUMENTS

JP 2017200533 A * 11/2017

* cited by examiner

Primary Examiner — Jennifer Rivard

(74) *Attorney, Agent, or Firm* — Rumit R. Kanakia

(56) **References Cited**
U.S. PATENT DOCUMENTS

8,216,291 B1 * 7/2012 Leventhal A61H 35/00
607/104
D720,063 S * 12/2014 Li D23/366
D733,859 S * 7/2015 Hsiao D23/366
D857,215 S * 8/2019 Lin D24/200
D879,378 S * 3/2020 Liddell D28/61
D909,592 S * 2/2021 Li D24/200
D913,475 S * 3/2021 Wu D23/366
D914,223 S * 3/2021 Wang D24/200
D914,224 S * 3/2021 Wang D24/200
D916,267 S * 4/2021 Chen D23/366
D917,710 S * 4/2021 Li D24/200
D918,644 S * 5/2021 Li D7/354
D919,352 S * 5/2021 Li D7/354
D932,037 S * 9/2021 Chen D24/200
D932,102 S * 9/2021 Deng D23/366
D932,641 S * 10/2021 Mo D24/200
D933,248 S * 10/2021 Liu D24/200

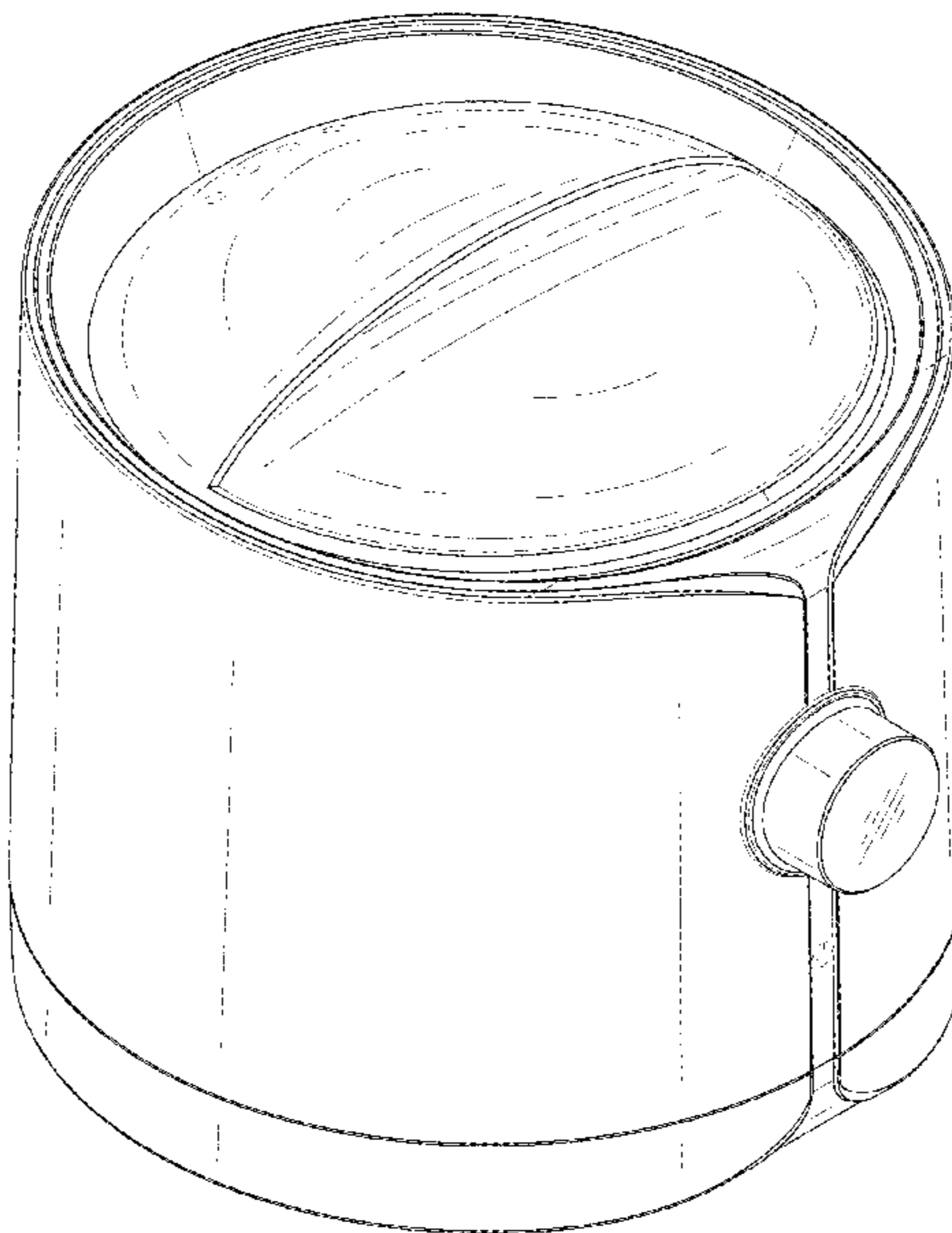
(57) **CLAIM**

The ornamental design for a wax warmer, as shown and described.

DESCRIPTION

FIG. 1 is a perspective view of a wax warmer showing my new design;
FIG. 2 is a front view thereof;
FIG. 3 is a back view thereof;
FIG. 4 is a right-side view thereof;
FIG. 5 is a left-side thereof;
FIG. 6 is a top view thereof; and,
FIG. 7 is a bottom view thereof.
The broken lines illustrate portions of the wax warmer and form no part of the claimed design.

1 Claim, 7 Drawing Sheets






FIG. 1

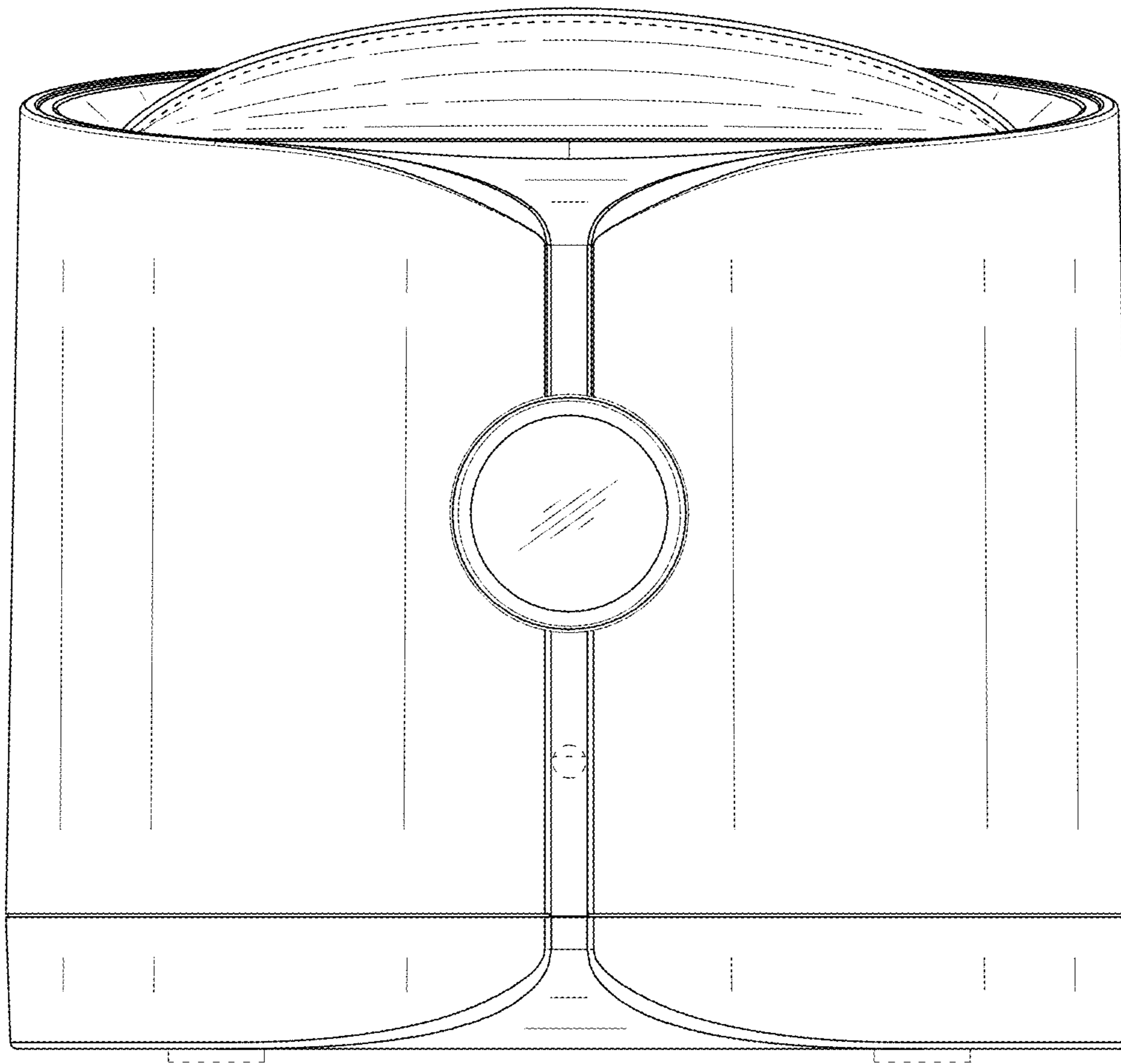


FIG. 2

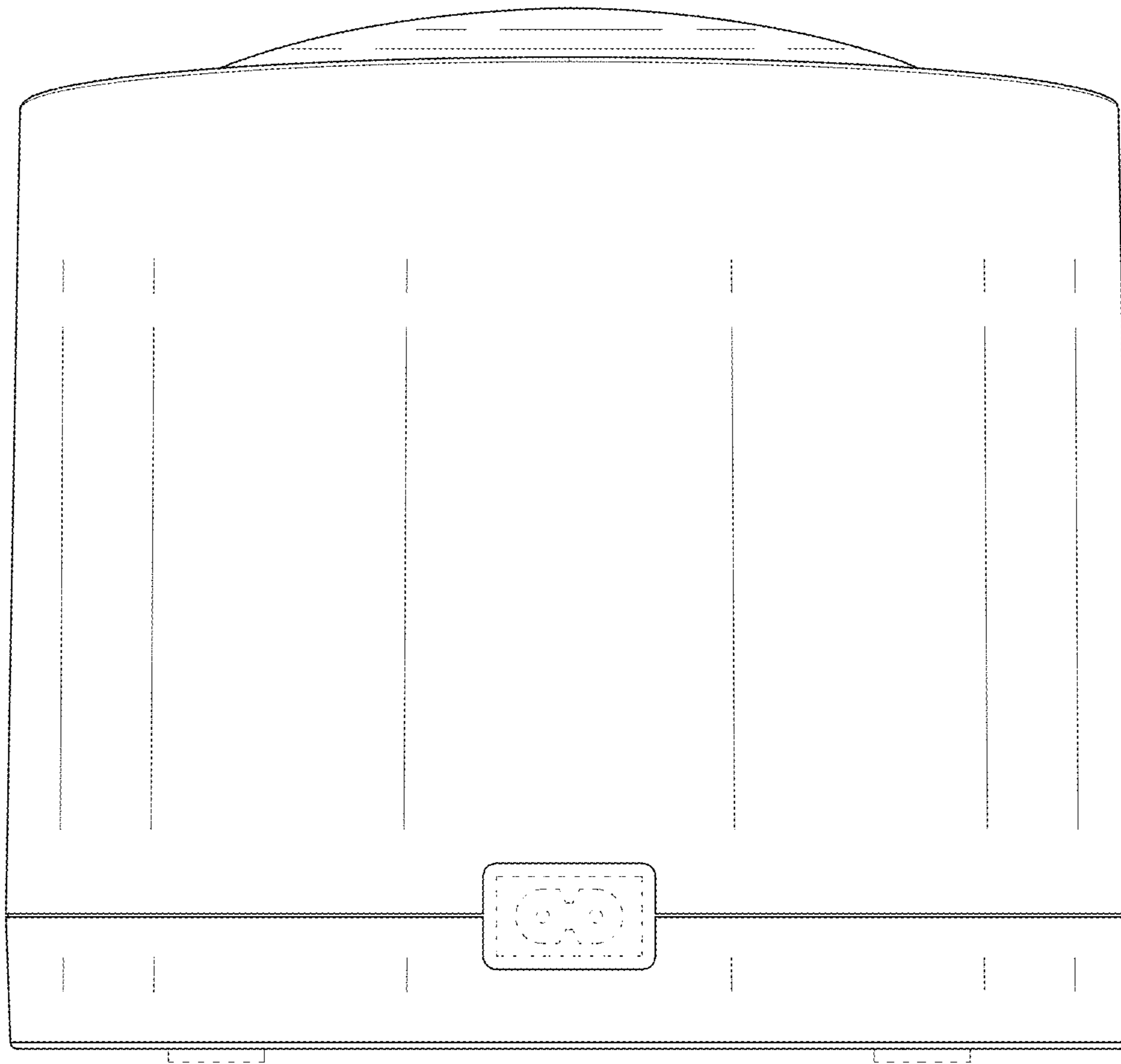


FIG. 3

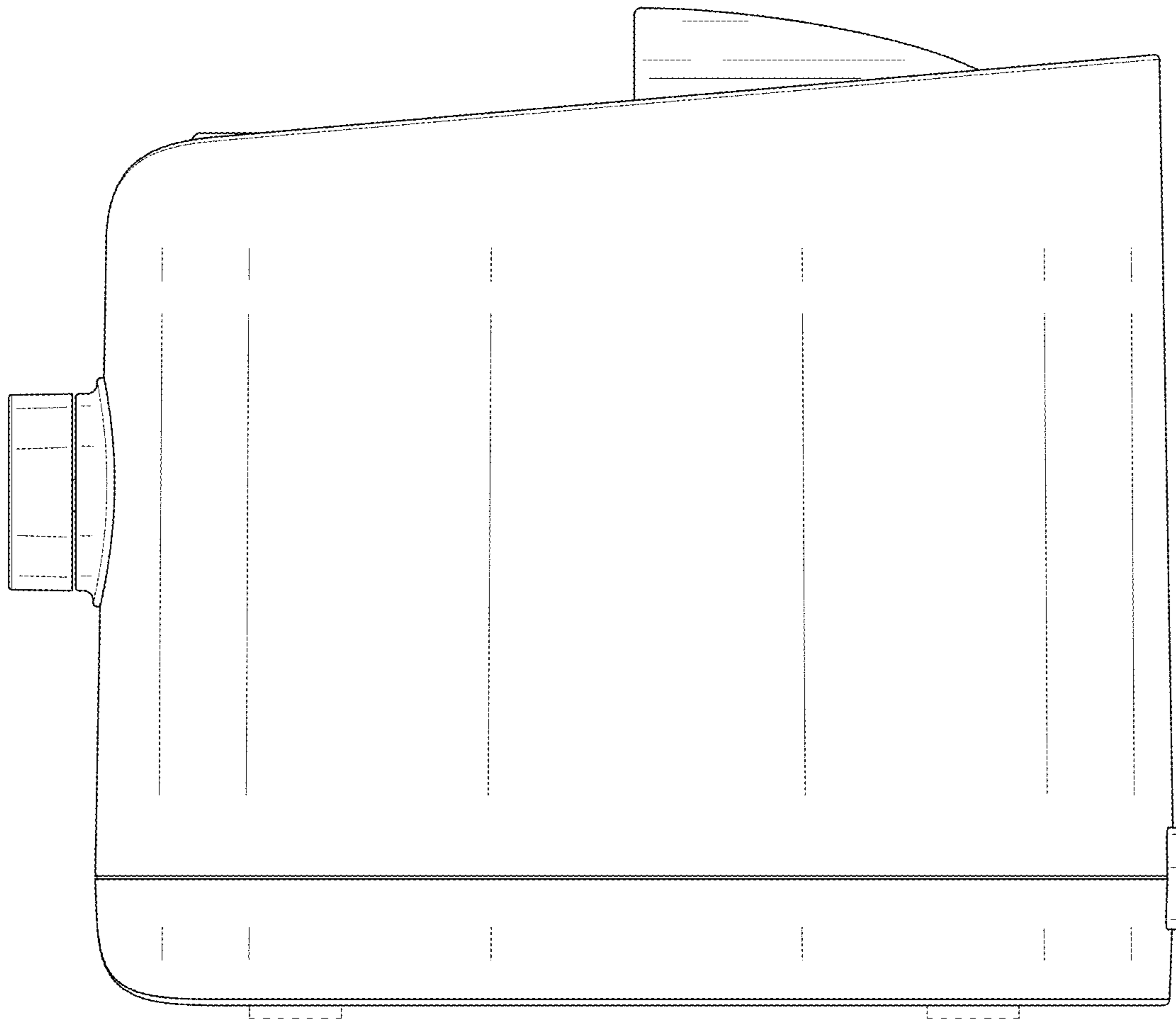


FIG. 4

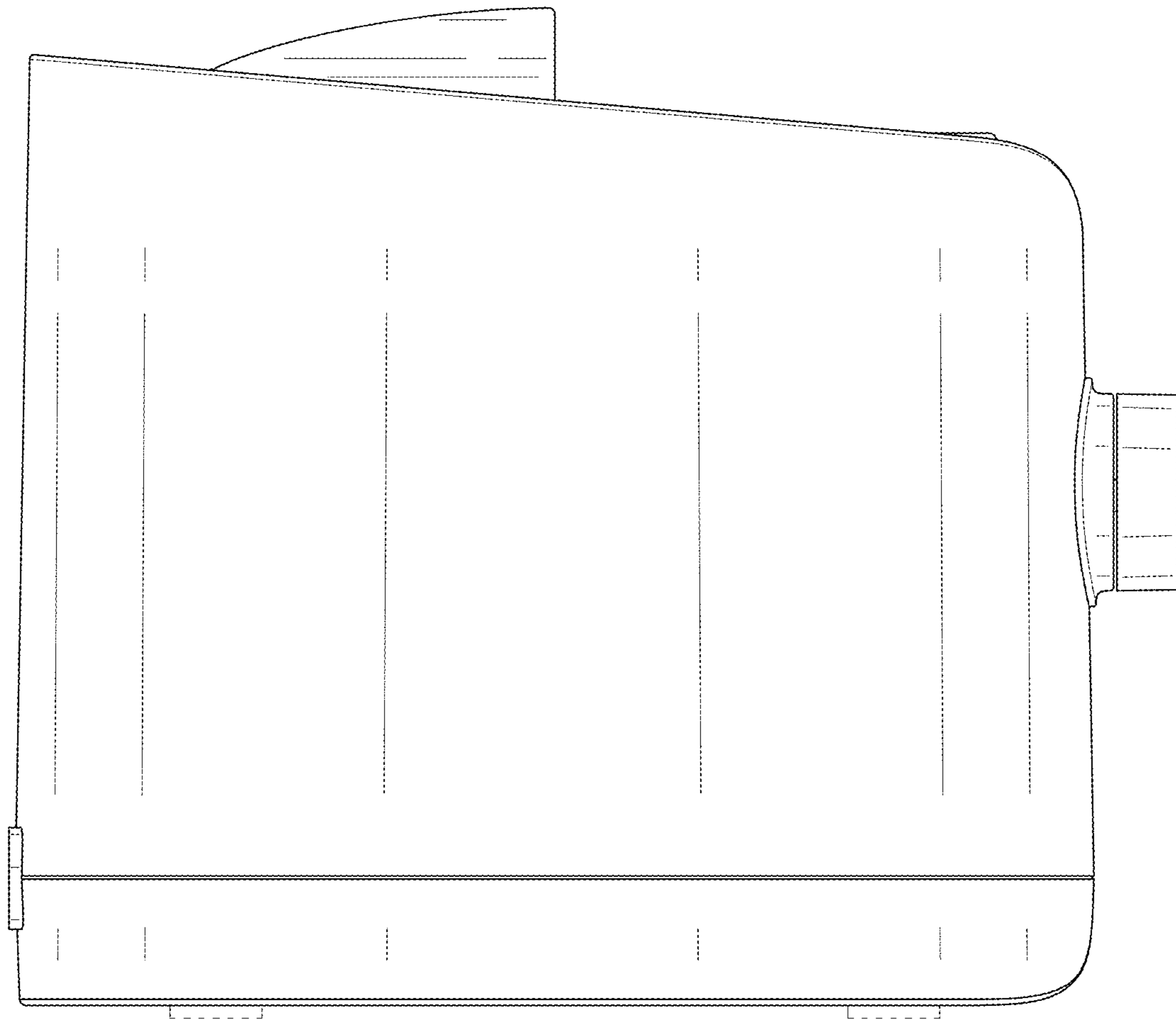


FIG. 5

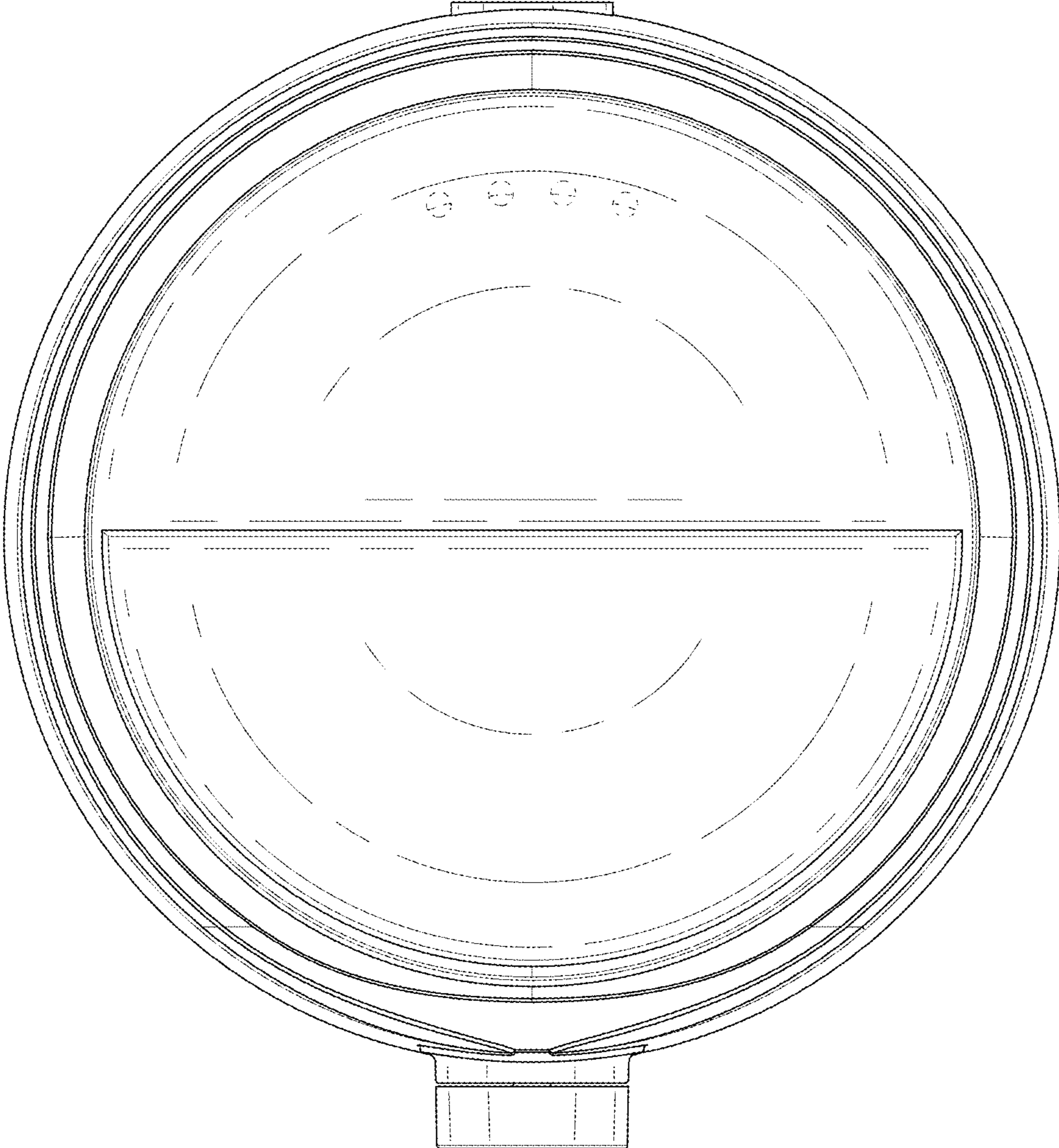


FIG. 6

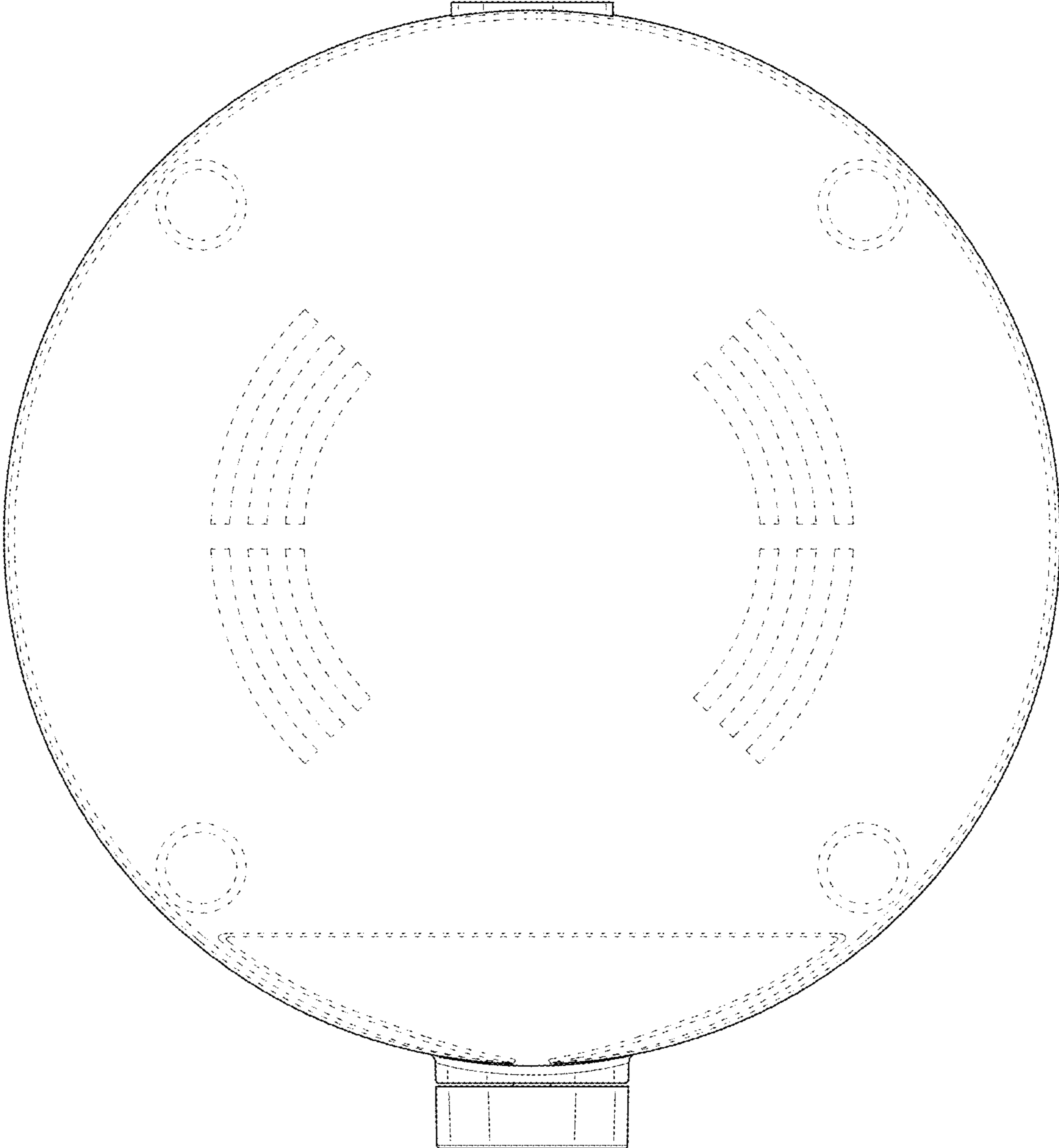


FIG. 7