



US00D971417S

(12) **United States Design Patent**
Li et al.

(10) **Patent No.:** **US D971,417 S**
(45) **Date of Patent:** **** Nov. 29, 2022**

(54) **KNEE SUPPORT**

(71) Applicant: **SHENZHEN CITYTIMTAKBO SPORTING GOODS CO., LTD.**,
Guangdong (CN)

(72) Inventors: **Mingjun Li**, Guangdong (CN);
Rongkang Li, Guangdong (CN)

(**) Term: **15 Years**

(21) Appl. No.: **29/781,463**

(22) Filed: **Apr. 30, 2021**

(30) **Foreign Application Priority Data**

Apr. 15, 2021 (CN) 202130215523.9

(51) **LOC (13) Cl.** **24-01**

(52) **U.S. Cl.**
USPC **D24/190**

(58) **Field of Classification Search**
USPC D24/188-190; D29/121.1
CPC A61F 2005/0176; A61F 5/0123; A61F
13/085
See application file for complete search history.

(56) **References Cited**

U.S. PATENT DOCUMENTS

- 3,306,288 A * 2/1967 Rosenfield A61F 13/08
602/76
- 4,856,112 A * 8/1989 Effle A41D 13/08
D2/612
- D331,804 S * 12/1992 Shiono D24/190
- D331,805 S * 12/1992 Shiono D24/190
- 5,695,452 A * 12/1997 Grim B29C 44/0446
602/19
- D393,138 S * 4/1998 Frey A61F 13/041
D2/610
- 5,807,292 A * 9/1998 Delmore A61F 13/04
602/8
- D405,558 S * 2/1999 Campisi D29/121.1

- D454,198 S * 3/2002 Lamping D24/190
- D460,824 S * 7/2002 Ames D24/190
- 6,580,011 B1 * 6/2003 Jennings-Spring
A61F 13/00021
602/41
- D487,171 S * 2/2004 Miller D29/120.1
- D546,003 S * 7/2007 Choi D29/120.1
- D550,848 S * 9/2007 Juta D24/190
- D569,984 S * 5/2008 Reinhardt D24/190
- D580,063 S * 11/2008 Lin D24/190
- D580,554 S * 11/2008 Lin D24/190
- D580,556 S * 11/2008 Lin D24/190
- D623,757 S * 9/2010 Chiang D24/190
- D630,333 S * 1/2011 Chiang D24/190
- D635,266 S * 3/2011 Chiang D24/190
- D641,107 S * 7/2011 Bonner D29/121.1
- D654,181 S * 2/2012 Chiang D24/190

(Continued)

FOREIGN PATENT DOCUMENTS

GB 6020531 * 10/2017

Primary Examiner — T Chase Nelson

Assistant Examiner — Kelly L Gross

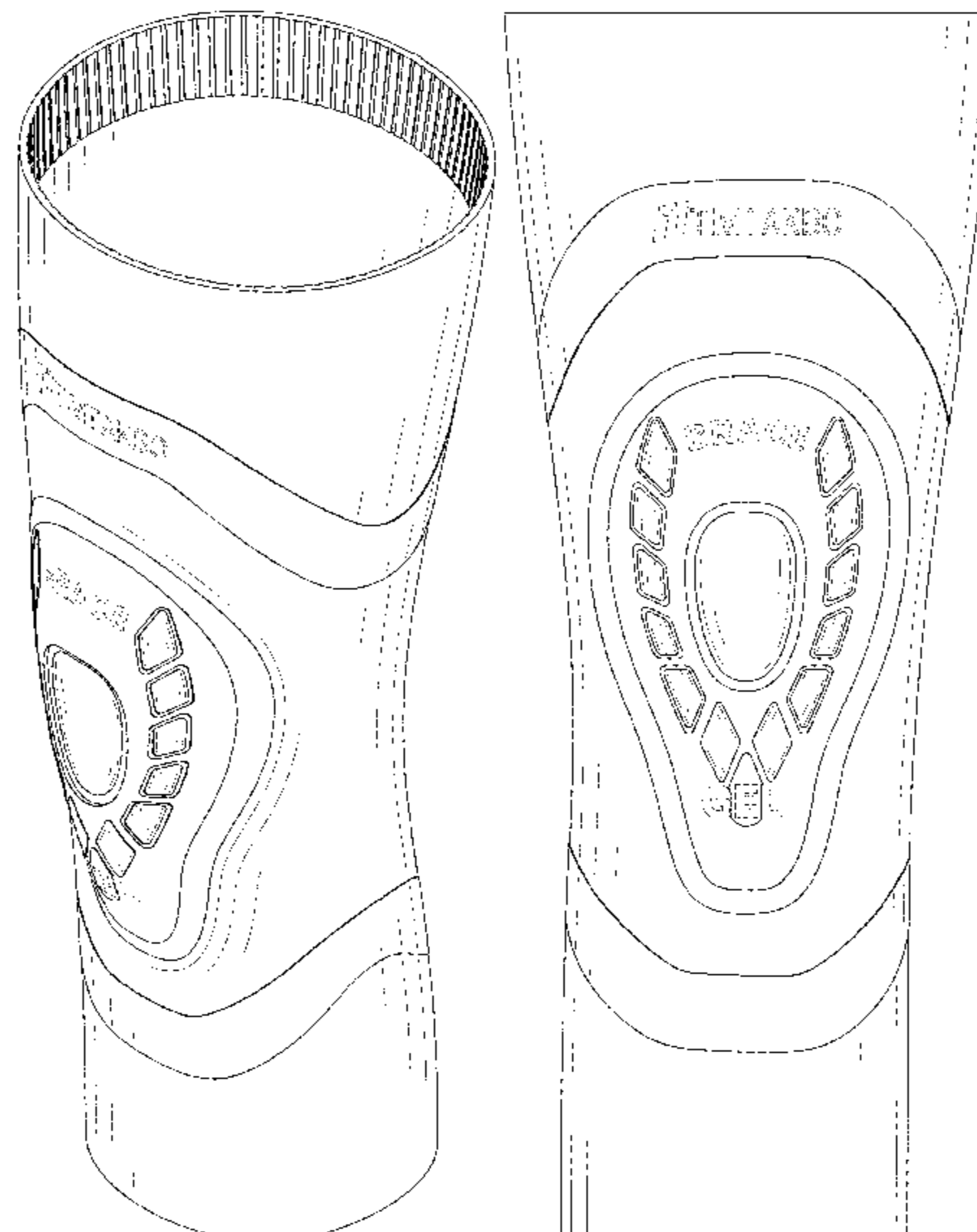
(57) **CLAIM**

The ornamental design for a knee support, as shown and described.

DESCRIPTION

FIG. 1 is a front and top perspective view of a knee support, showing our new design;
 FIG. 2 is a rear and bottom perspective view thereof;
 FIG. 3 is a front elevation view thereof;
 FIG. 4 is a rear elevation view thereof;
 FIG. 5 is a left side elevation view thereof;
 FIG. 6 is a right side elevation view thereof;
 FIG. 7 is a top plan view thereof; and,
 FIG. 8 is a bottom plan view thereof.
 The broken lines in the figures illustrate portions of the knee support that form no part of the claimed design.

1 Claim, 8 Drawing Sheets



(56)

References Cited

U.S. PATENT DOCUMENTS

D707,361 S * 6/2014 Banks D24/190
 D728,805 S * 5/2015 Tanaka D24/190
 D746,997 S * 1/2016 Higgins D24/190
 D767,772 S * 9/2016 Jiminez D24/190
 D767,773 S * 9/2016 Jiminez D24/190
 D778,506 S * 2/2017 Matfus D29/121.1
 D785,190 S * 4/2017 Bell D24/190
 D785,804 S * 5/2017 Matfus D24/190
 D800,324 S * 10/2017 Cox D24/190
 D802,893 S * 11/2017 Matfus D2/980
 D808,029 S * 1/2018 Jimenez D24/192
 D811,612 S * 2/2018 Iida D24/190
 D834,202 S * 11/2018 Legatt D24/190
 D837,986 S * 1/2019 Khubani D24/190
 D850,631 S * 6/2019 McEwen D24/189
 D850,632 S * 6/2019 Chiang D24/190
 D851,262 S * 6/2019 Lind D24/190
 D852,369 S * 6/2019 Chiang D24/190
 D852,966 S * 7/2019 Chiang D24/190
 D861,885 S * 10/2019 McEwen D24/190
 D863,566 S * 10/2019 Sigurdsson D24/190
 D863,567 S * 10/2019 Sigurdsson D24/190
 D876,649 S * 2/2020 Lind D24/190

D880,704 S * 4/2020 McEwen D24/189
 D883,498 S * 5/2020 Lu D24/190
 D884,194 S * 5/2020 Higgins D24/189
 D884,909 S * 5/2020 McBride D24/190
 D885,588 S * 5/2020 Cox D24/190
 D894,406 S * 8/2020 Webb D24/190
 D895,816 S * 9/2020 Lan A61F 5/0104
 D905,859 S * 12/2020 Inzer A61F 5/0125
 D944,404 S * 2/2022 Rokitta A61F 13/061
 D951,462 S * 5/2022 Rokitta D24/190
 2005/0049536 A1 * 3/2005 Chiang A61F 13/061
 2009/0177137 A1 * 7/2009 Evans A61F 13/041
 2013/0053743 A1 * 2/2013 Reinhardt A61F 13/061
 2016/0081835 A1 * 3/2016 Grange A61F 5/0104
 2018/0042754 A1 * 2/2018 Ingimundarson A61F 5/0125
 2020/0129737 A1 * 4/2020 Woodard A61M 25/02
 2021/0137741 A1 * 5/2021 Yamada A61F 13/00046

* cited by examiner

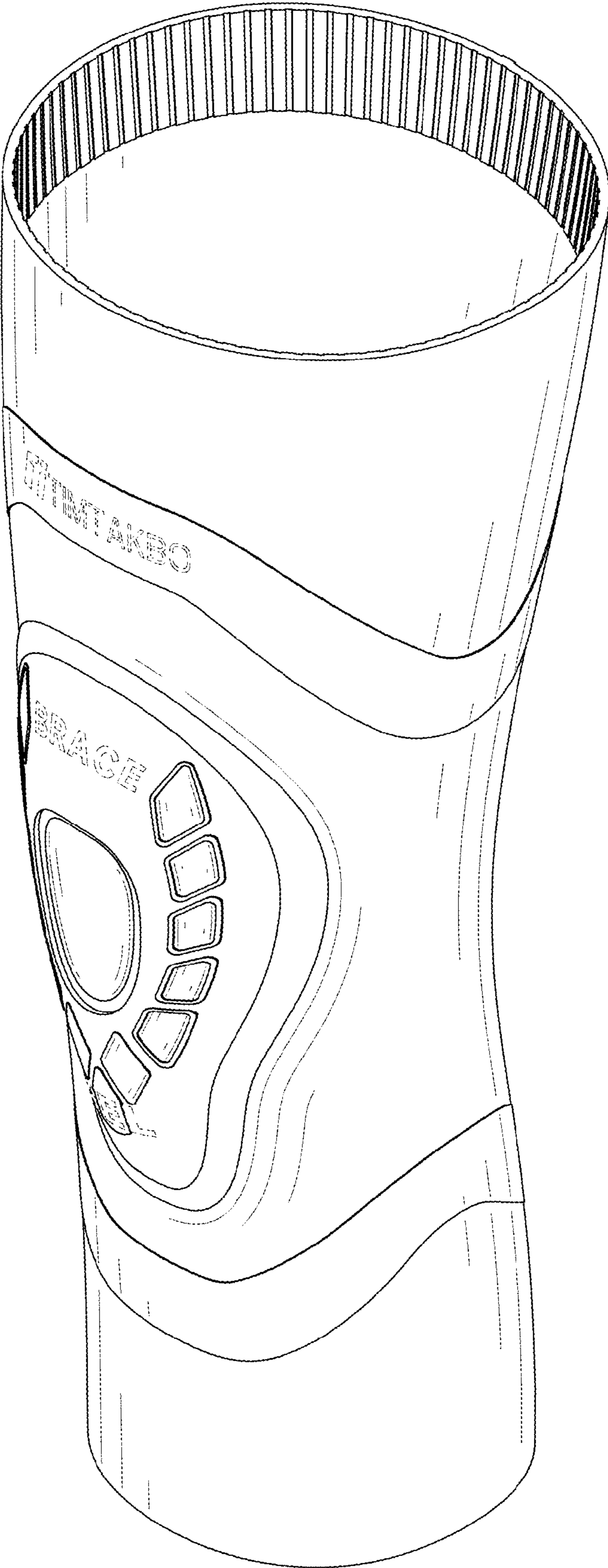


FIG. 1

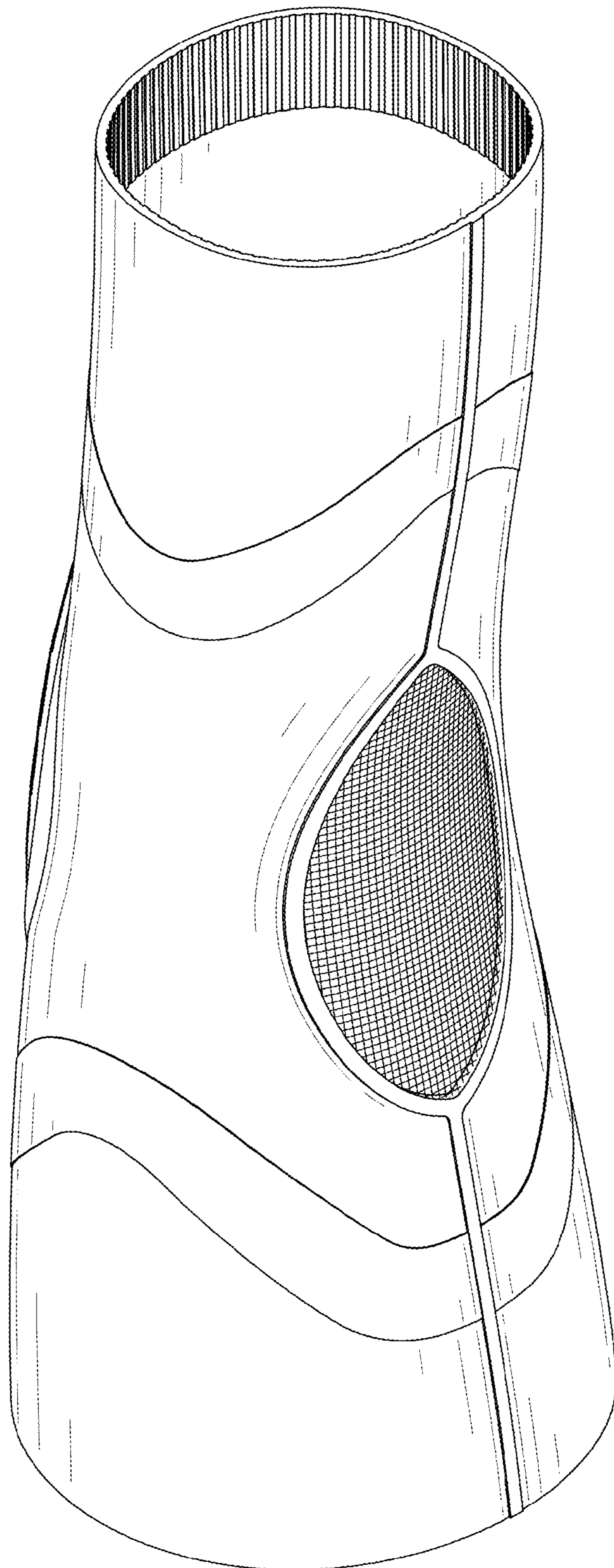


FIG. 2

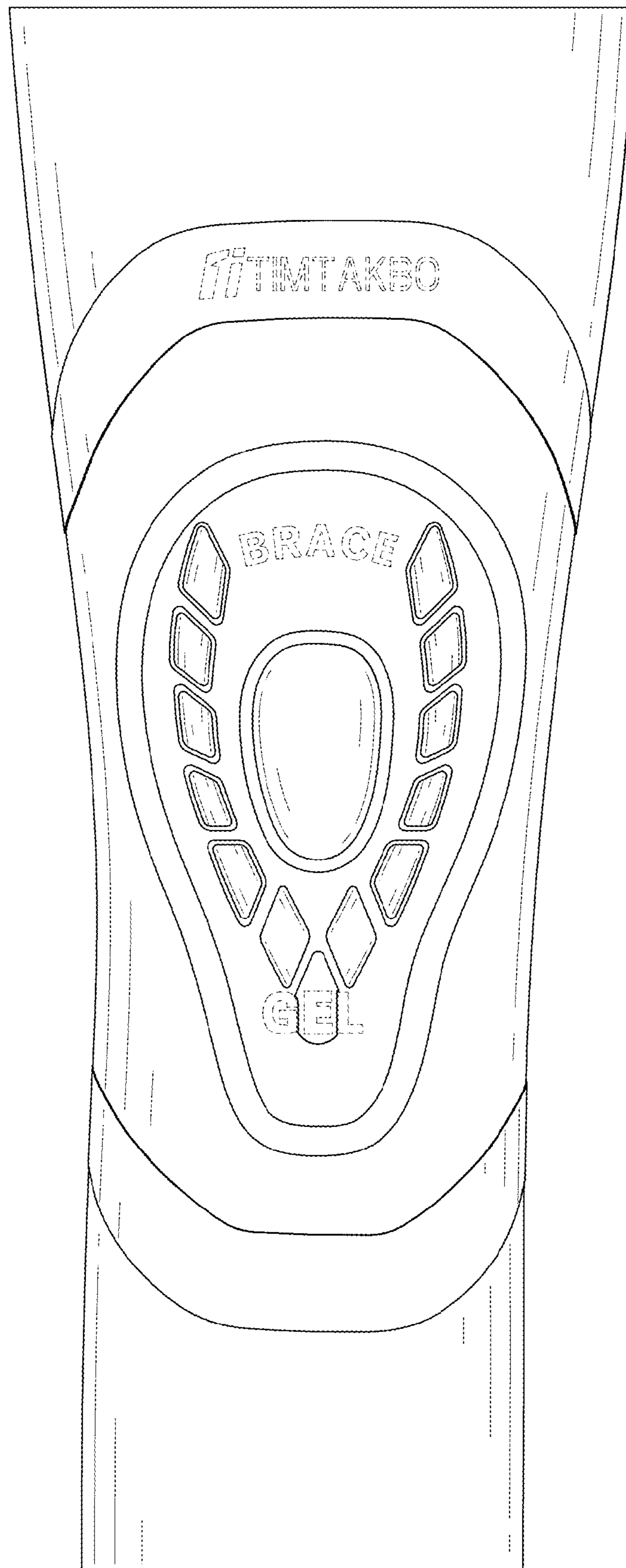


FIG. 3

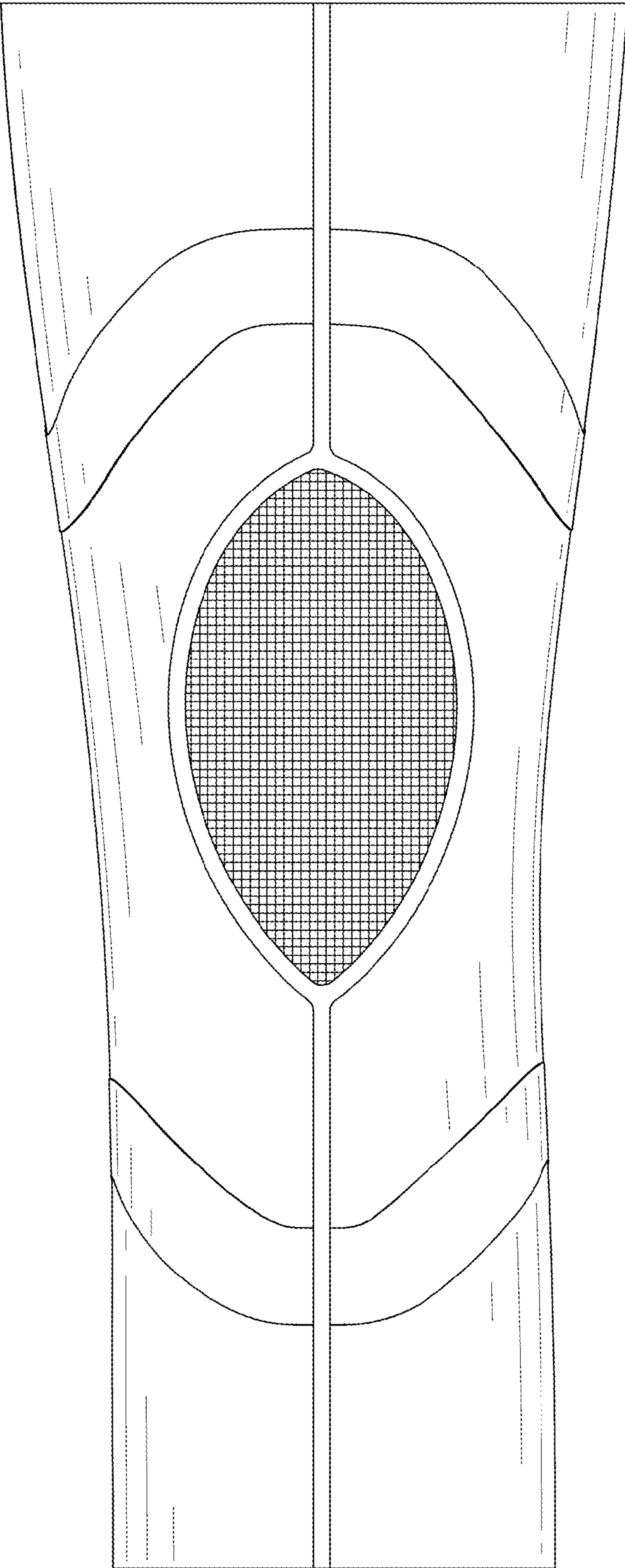


FIG. 4

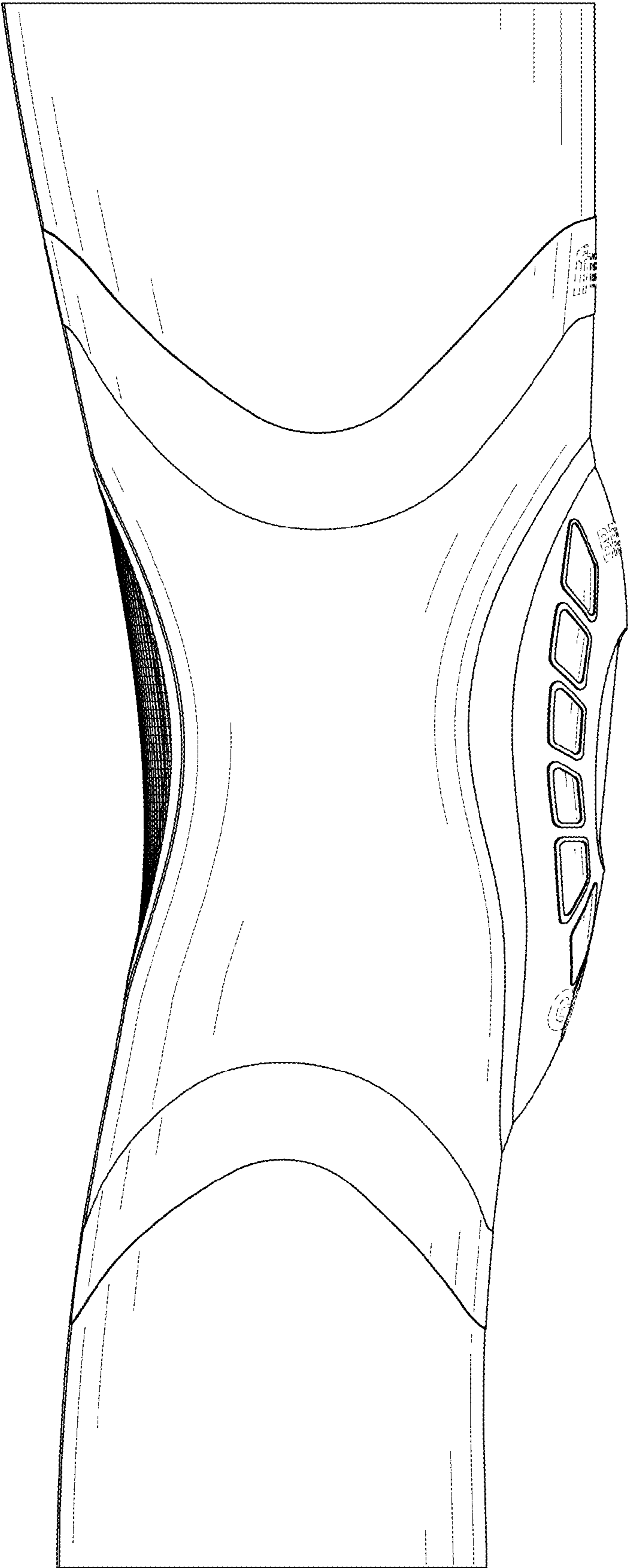


FIG. 5

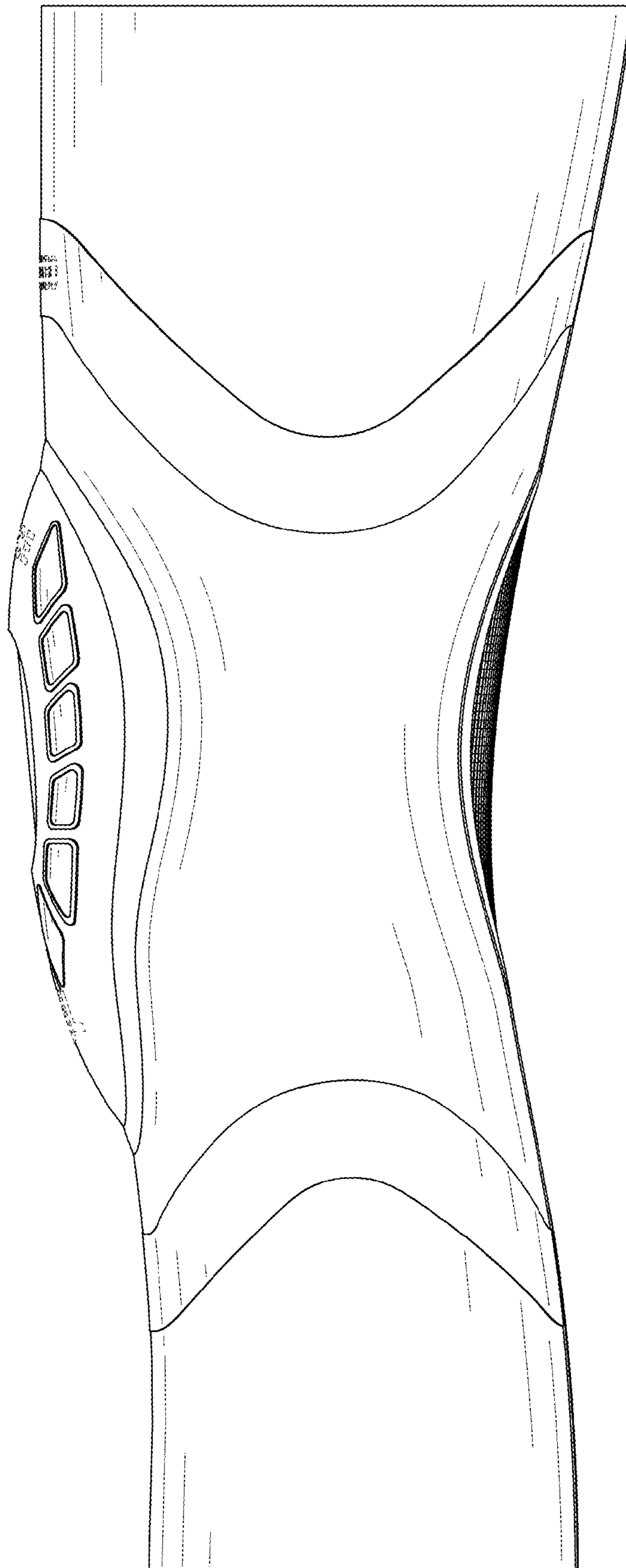


FIG. 6

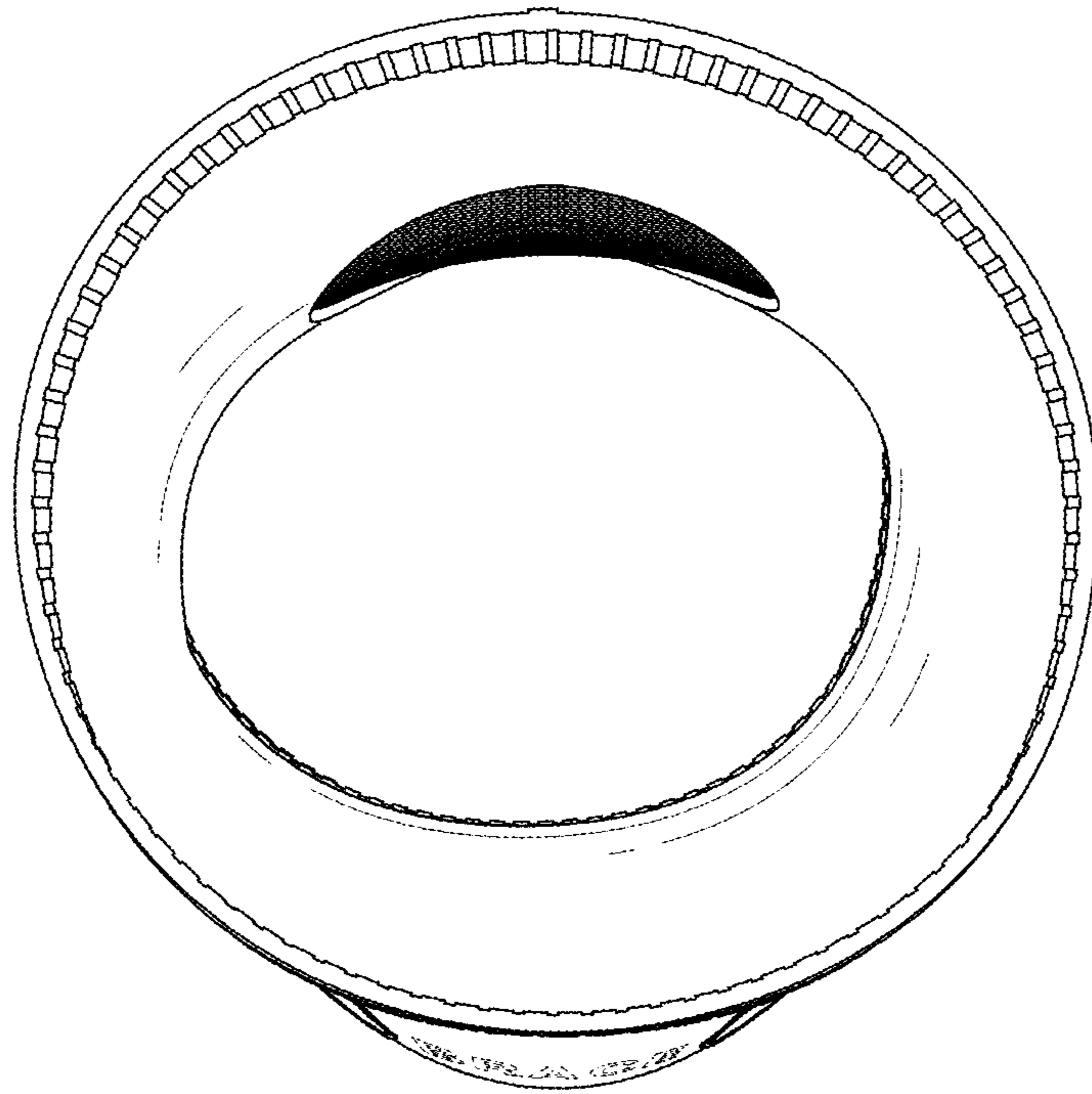


FIG. 7

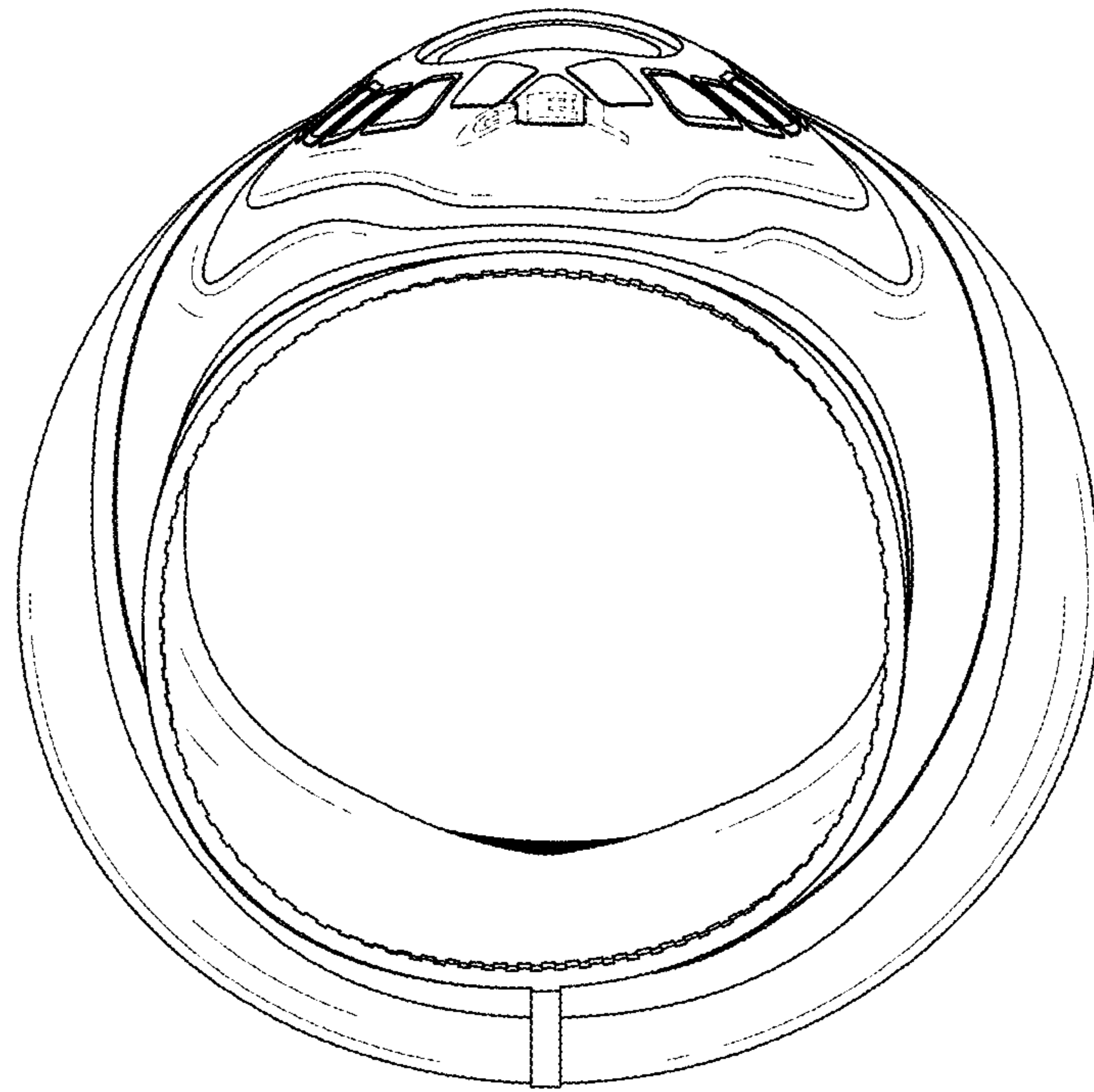


FIG. 8