



US00D971405S

(12) **United States Design Patent** (10) **Patent No.:** **US D971,405 S**
Wang (45) **Date of Patent:** **** Nov. 29, 2022**

(54) **EAR CLEANER**

FOREIGN PATENT DOCUMENTS

(71) Applicant: **HEIFENG ZHIZAO (SHENZHEN) TECHNOLOGY CO., LTD**, Shenzhen (CN)

CN 306864435 * 10/2021
CN 306864580 * 10/2021

(72) Inventor: **Shihong Wang**, Shenzhen (CN)

(73) Assignee: **HEIFENG ZHIZAO (SHENZHEN) TECHNOLOGY CO., LTD**, Shenzhen (CN)

OTHER PUBLICATIONS

Amazon, "Zacro Ear Wax Removal Tool", first available Dec. 18, 2020. (<https://www.amazon.com/Zacro-Removal-Otoscope-Endoscope-Cleaning/dp/B08QYZCYCV>) (Year: 2020).*

(Continued)

(**) Term: **15 Years**

Primary Examiner — Lauren D McVey
Assistant Examiner — Justin A Johnson

(21) Appl. No.: **29/800,593**

(57) **CLAIM**

The ornamental design for an ear cleaner, as shown and described.

(22) Filed: **Jul. 22, 2021**

DESCRIPTION

(30) **Foreign Application Priority Data**

Mar. 3, 2021 (CN) 202130117029.9
May 8, 2021 (CN) 202130273512.6

(51) **LOC (13) Cl.** **24-02**

(52) **U.S. Cl.**
USPC **D24/151**

(58) **Field of Classification Search**
USPC D24/107, 119, 133, 151, 173
CPC A46B 5/00; A46B 5/0004; A46B 5/0016;
A46B 7/10; A46B 13/001; A46B 13/02;
A46B 13/023; A46B 13/08; A46B
2200/1006; A46B 2200/30; A61B
2018/00327; A61Q 90/00; A61F 11/006
See application file for complete search history.

FIG. 1 is a perspective view of a first embodiment of an ear cleaner showing my new design;
FIG. 2 is another perspective view thereof;
FIG. 3 is a front elevational view thereof;
FIG. 4 is a rear elevational view thereof;
FIG. 5 is a left side elevational view thereof;
FIG. 6 is a right side elevational view thereof;
FIG. 7 is a top plan view thereof;
FIG. 8 is a bottom plan view thereof;
FIG. 9 is a perspective view of the ear cleaner in a use state;
FIG. 10 is a perspective view of a second embodiment of the ear cleaner showing my new design;
FIG. 11 is another perspective view thereof;
FIG. 12 is a front elevational view thereof;
FIG. 13 is a rear elevational view thereof;
FIG. 14 is a left side elevational view thereof;
FIG. 15 is a right side elevational view thereof;
FIG. 16 is a top plan view thereof; and,
FIG. 17 is a bottom plan view thereof.
The broken lines in the drawings depict portions of the ear cleaner that form no part of the claimed design.

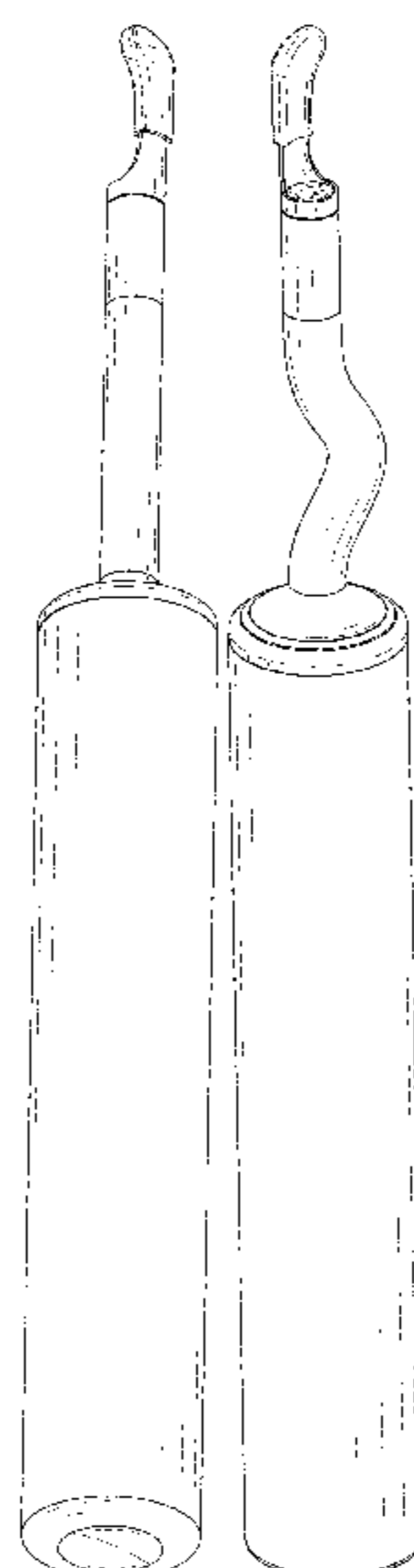
(56) **References Cited**

U.S. PATENT DOCUMENTS

D303,021 S * 8/1989 Reichmann D28/91.1
D391,637 S * 3/1998 Harry D24/119

(Continued)

1 Claim, 17 Drawing Sheets



(56)

References Cited

U.S. PATENT DOCUMENTS

6,325,076 B1 * 12/2001 Ramirez A46B 11/002
 132/308
 D489,133 S 4/2004 Shimizu
 D524,939 S * 7/2006 Huttner D24/146
 D529,817 S * 10/2006 Francavilla G01F 11/025
 D28/7
 D551,569 S * 9/2007 Tanaka A61C 15/00
 D9/724
 D692,319 S * 10/2013 Moreau D9/726
 D847,993 S 5/2019 Olson
 D854,744 S * 7/2019 Tanaka G01F 11/025
 D28/7
 D931,458 S * 9/2021 Wang A46B 11/002
 D24/151
 D932,011 S * 9/2021 Wang D24/151
 D932,622 S * 10/2021 Wang D24/151
 D944,987 S * 3/2022 Wang D24/151
 2008/0052847 A1 * 3/2008 Antler A61C 15/00
 15/106

OTHER PUBLICATIONS

Amazon, “Djroll Ear Wax Removal Endoscope”, first available Jul. 28, 2021. (<https://www.amazon.com/dp/B09BC71914/?th=1>) (Year: 2021).*

Amazon, “Omint Ear Wax Removal”, first available Nov. 10, 2021. (<https://www.amazon.com/dp/B09LH85VCB/?th=1>) (Year: 2021).*

Amazon, “Bebird R3 Ear Wax Removal Cleaner”, first available Jun. 28, 2021. (https://www.amazon.com/dp/B097GDPKFN?ref_=posts&th=1) (Year: 2021).*

* cited by examiner

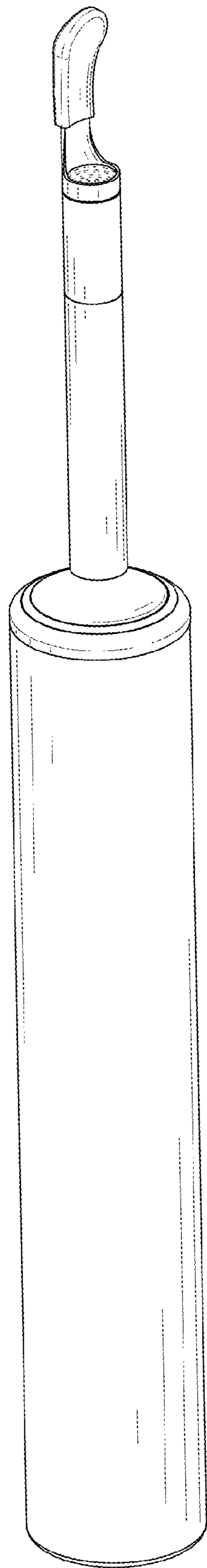


FIG. 1




FIG. 2




FIG. 3




FIG. 4

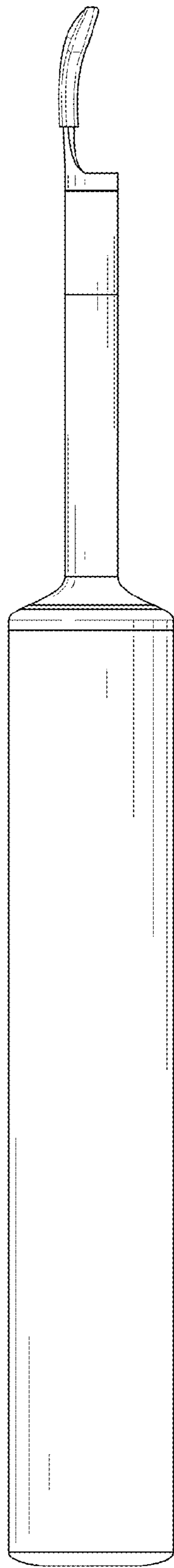


FIG. 5




FIG. 6




FIG. 7

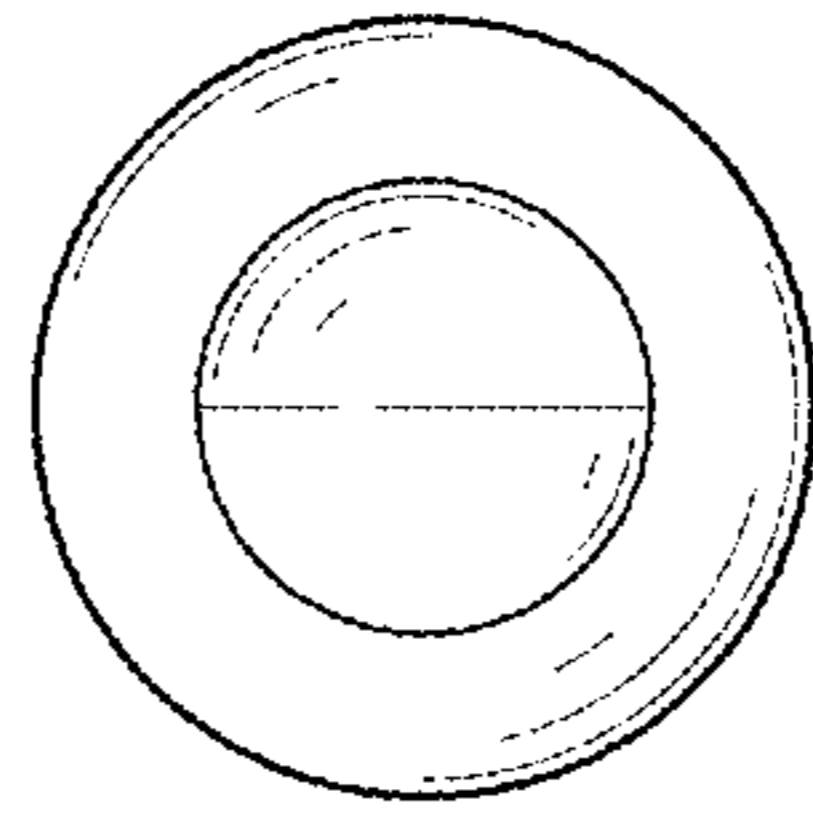


FIG. 8

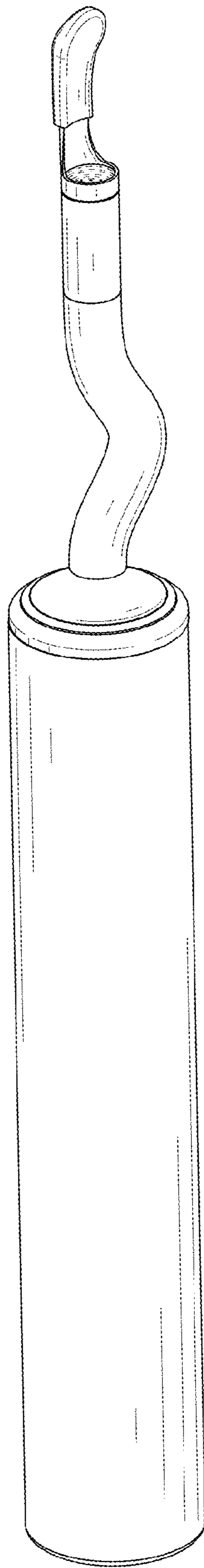


FIG. 9

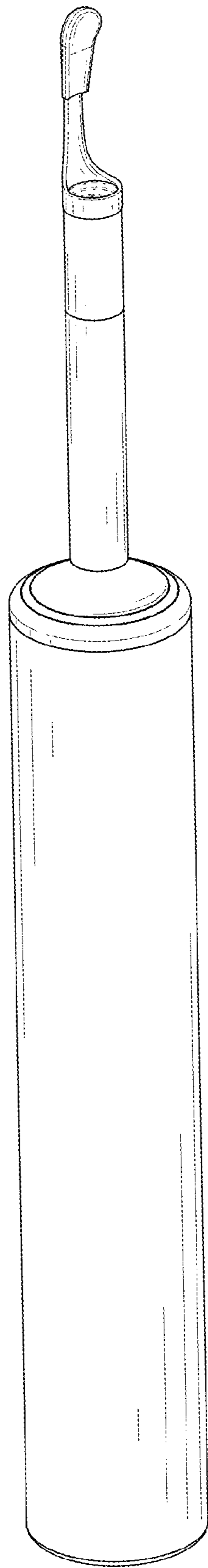


FIG. 10

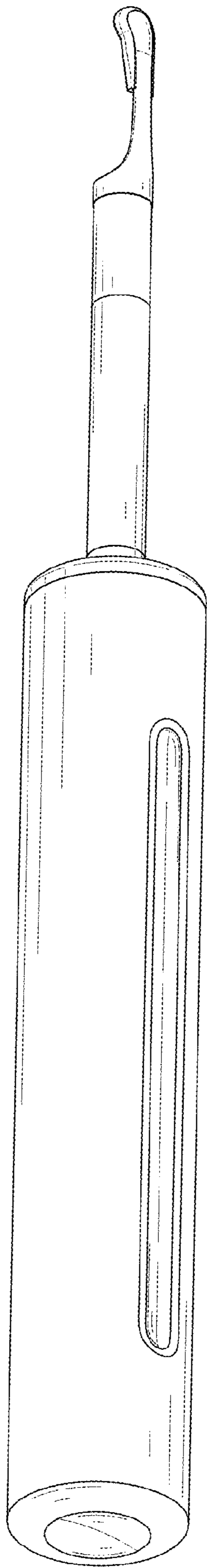


FIG. 11




FIG. 12

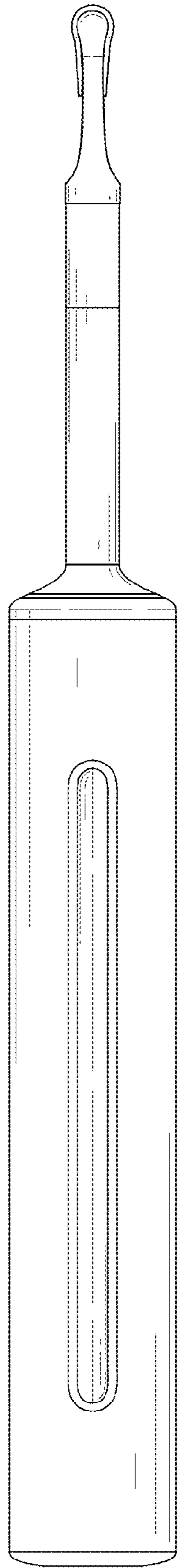


FIG. 13




FIG. 14




FIG. 15

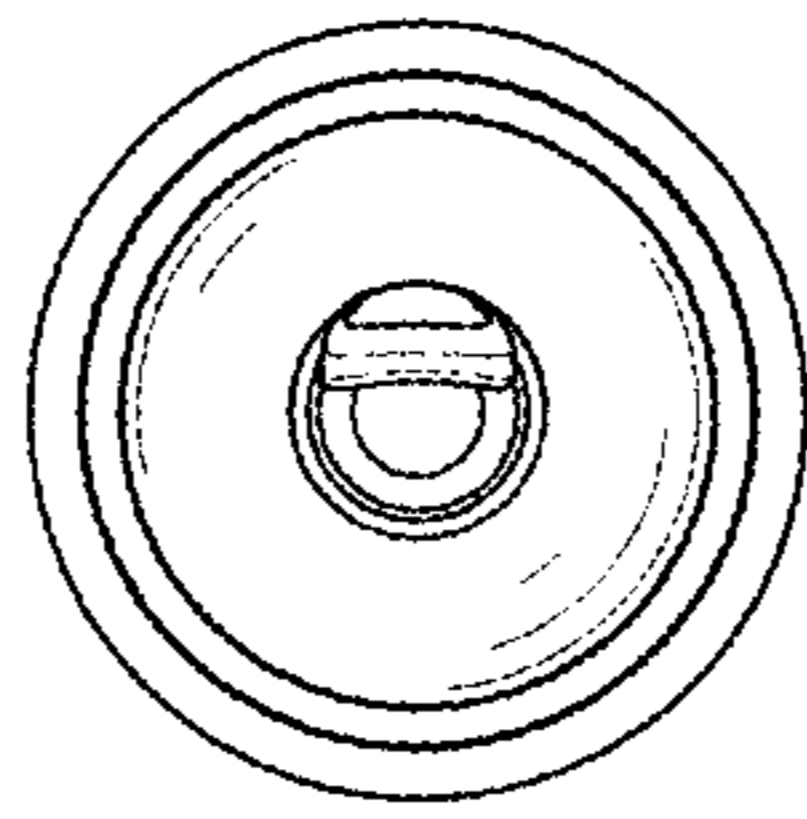


FIG. 16

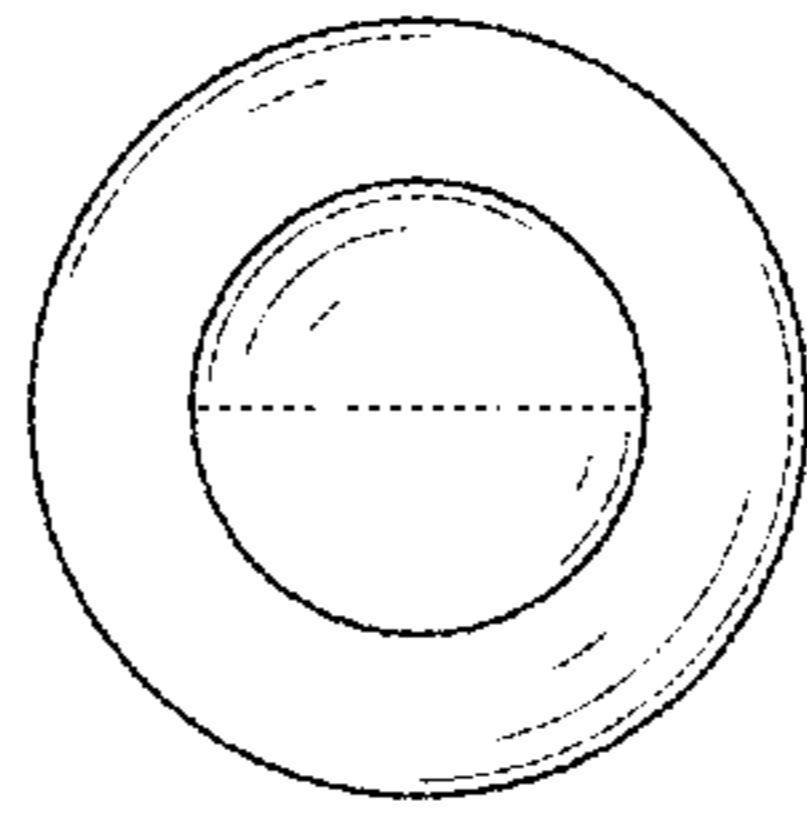


FIG. 17