

US00D971396S

(12) **United States Design Patent** (10) **Patent No.:** **US D971,396 S**
Ying (45) **Date of Patent:** **** Nov. 29, 2022**

(54) **DOUBLE TIP MOBILE UV SANITIZER**

(56) **References Cited**

(71) Applicant: **NINGBO GECEN PROMOTION & GIFT CO., LTD**, Ningbo (CN)

U.S. PATENT DOCUMENTS

(72) Inventor: **Weijin Ying**, Ningbo (CN)

11,000,623	B2 *	5/2021	Dam	A61L 9/012
D921,868	S *	6/2021	Park	D23/364
D935,007	S *	11/2021	Gobber	D23/366
11,167,057	B1 *	11/2021	Shalvi	A61L 9/20
2010/0102252	A1 *	4/2010	Harmon	A61L 9/20
					250/492.1
2019/0117820	A1 *	4/2019	Dam	F24F 11/30
2020/0405899	A1 *	12/2020	Yang	A61L 2/10
2021/0385317	A1 *	12/2021	Crosby	H04M 1/17
2021/0402024	A1 *	12/2021	Pawson	A61L 2/26

(73) Assignee: **NINGBO GECEN PROMOTION & GIFT CO., LTD.**

(**) Term: **15 Years**

(21) Appl. No.: **29/731,154**

* cited by examiner

(22) Filed: **Apr. 13, 2020**

Primary Examiner — Gino Colan

(51) **LOC (13) Cl.** **23-04**

Assistant Examiner — David OBrien

(52) **U.S. Cl.**
USPC **D23/366**

(58) **Field of Classification Search**
USPC D23/200, 207, 209, 260, 261, 332, 333,
D23/351–367, 370, 388, 393, 397, 412;
D10/49; D13/168; D14/140–144
CPC ... A61L 9/00; A61L 9/02; A61L 9/012; A61L
9/03; A61L 9/20; A61L 9/032; A61L
9/035; A61L 9/037; A61L 9/04; A61L
9/12; A61L 9/122; A61L 2209/16; A61L
2/022; A61L 2/26; A61L 2/10; A61L
2/0047; B01D 46/0002; B01D 46/0005;
B01D 46/0006; B01D 46/0008; B01D
46/0009; B01D 46/0013; B01D 46/0028;
B01D 46/0032; B01D 46/0036; B01D
46/0043; B01D 46/10; B01D 46/12;
B01D 46/2422; B01D 46/4236; B01D
46/4245; B01D 46/521; B01D 2267/60;
H04M 1/17; F24F 11/30

See application file for complete search history.

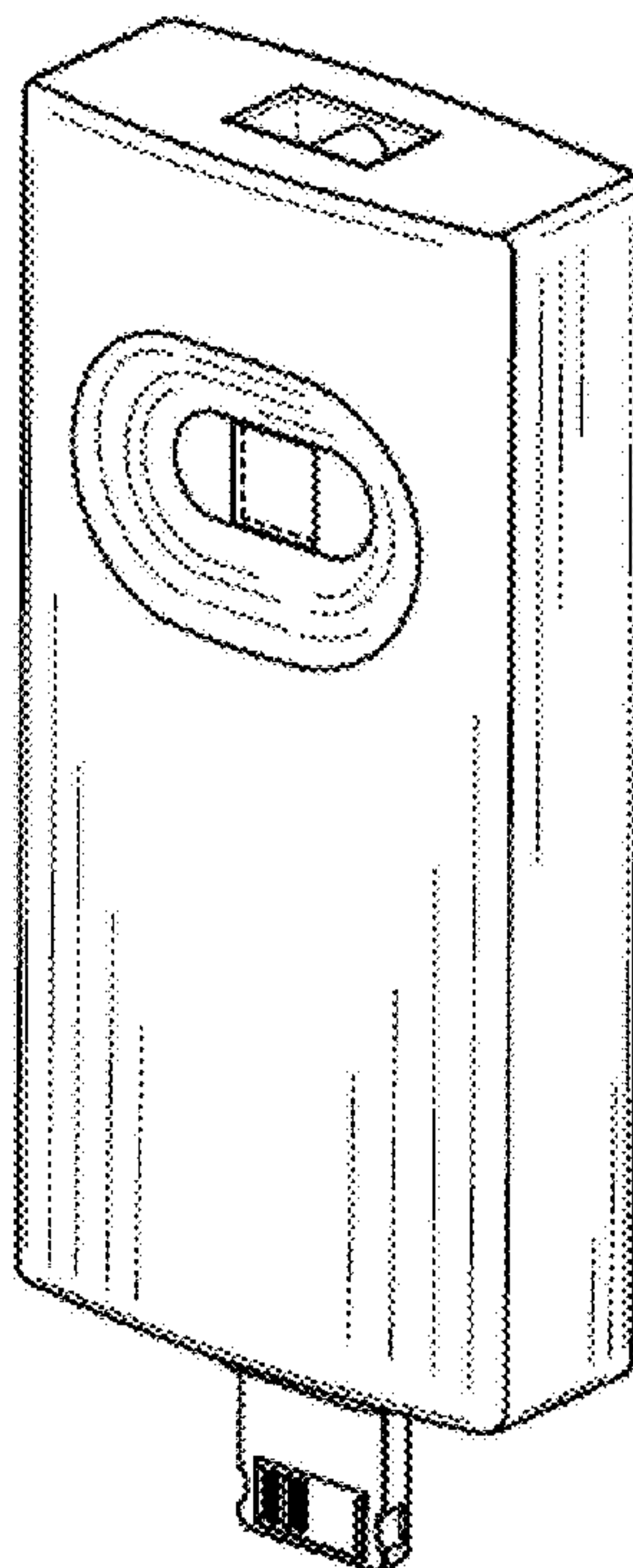
(57) **CLAIM**

The ornamental design for a double tip mobile UV sanitizer, as shown and described.

DESCRIPTION

FIG. 1 is a front view of the double tip mobile UV sanitizer showing my new design;
FIG. 2 is a back view thereof;
FIG. 3 is a left side view thereof;
FIG. 4 is a right side view thereof;
FIG. 5 is a top view thereof;
FIG. 6 is a bottom view thereof; and,
FIG. 7 is a perspective view thereof.

1 Claim, 7 Drawing Sheets



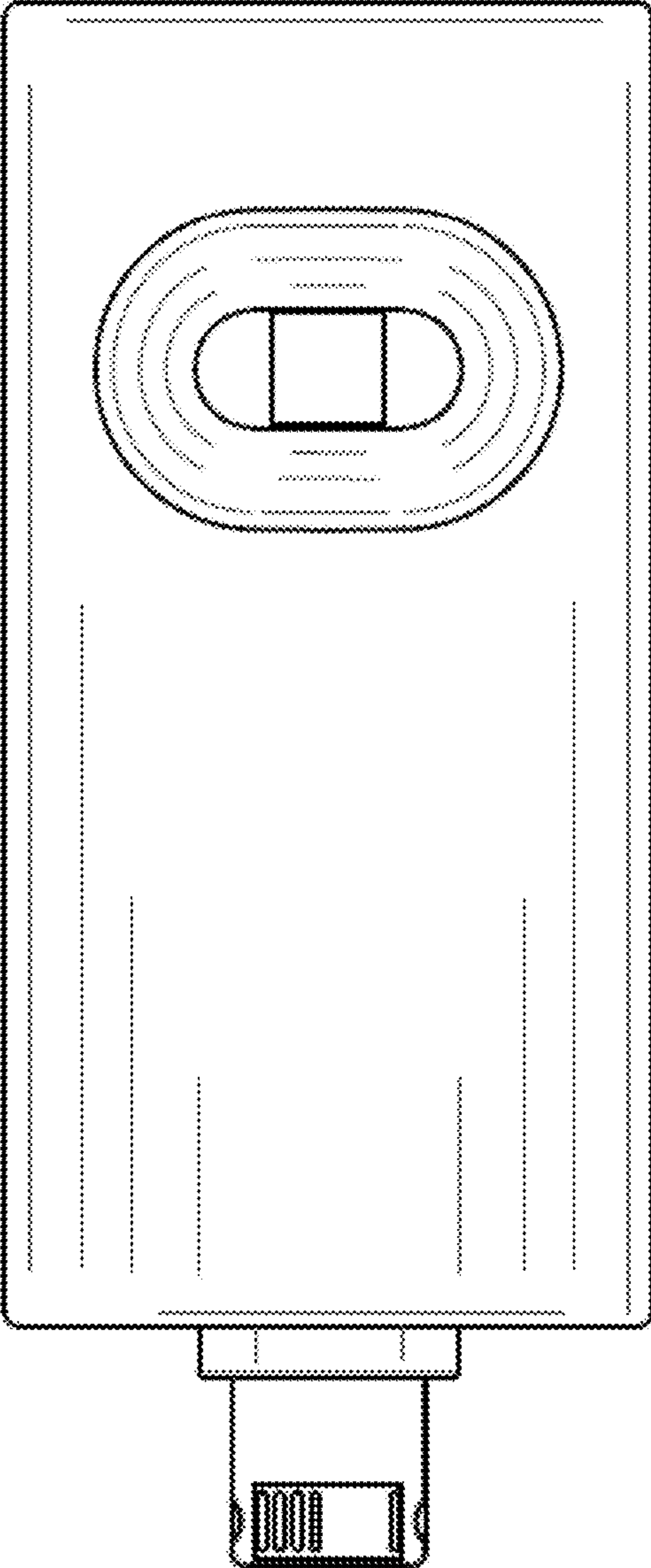


FIG.1

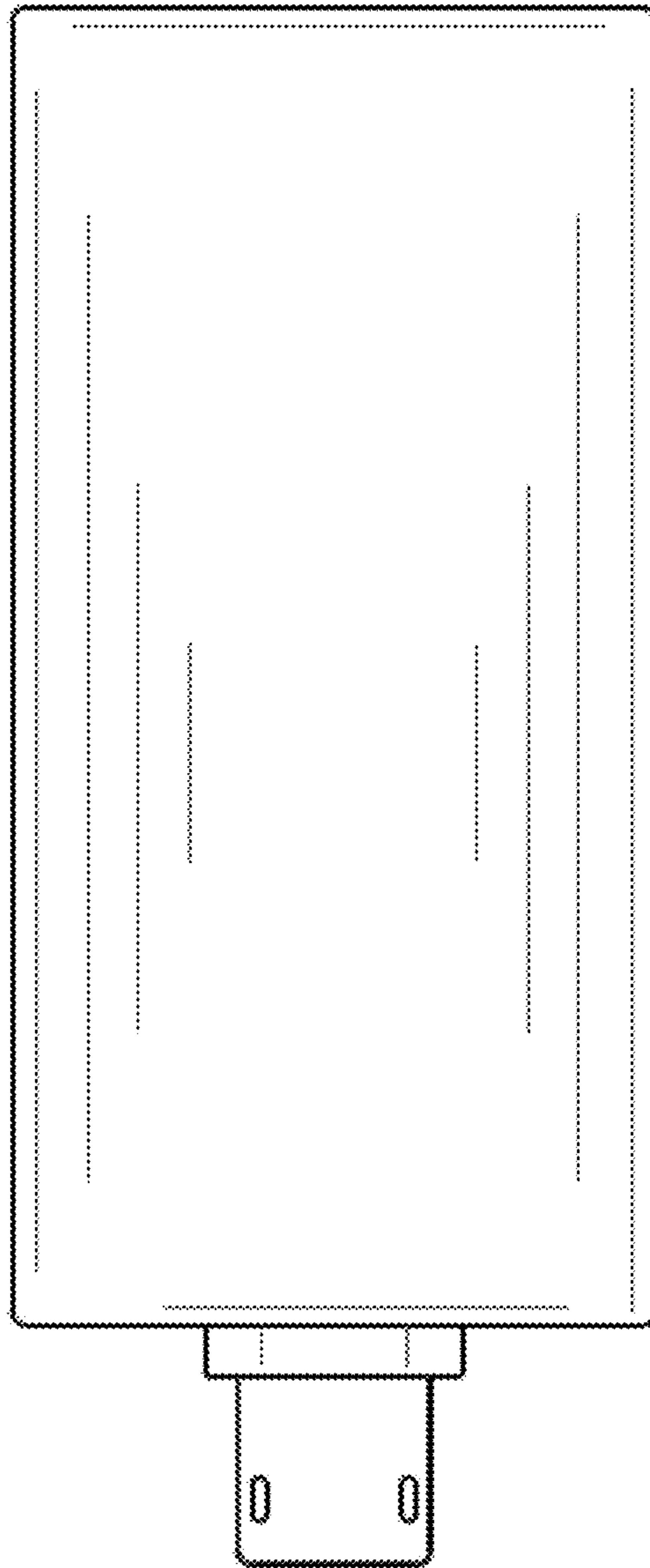


FIG.2




FIG.3




FIG.4

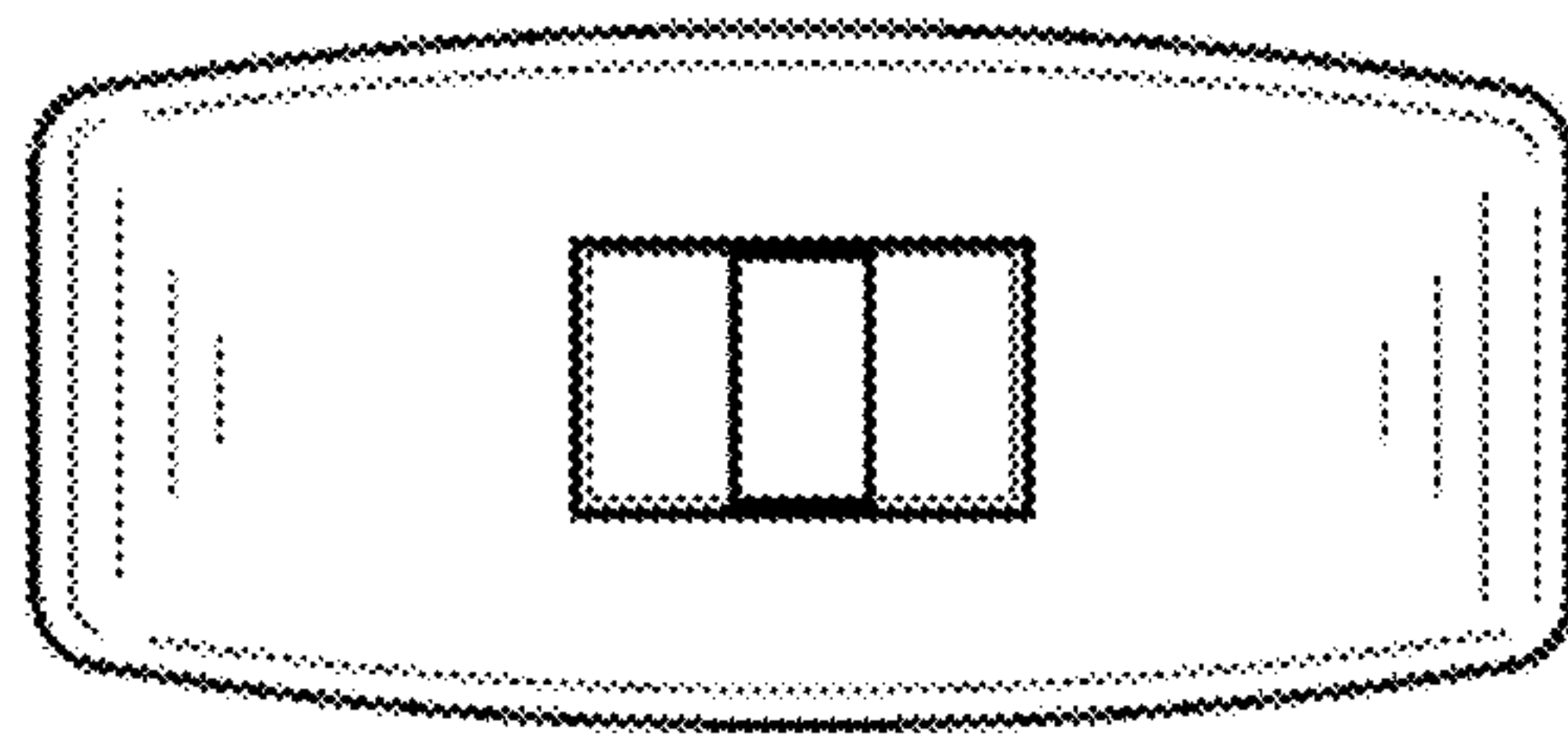


FIG.5

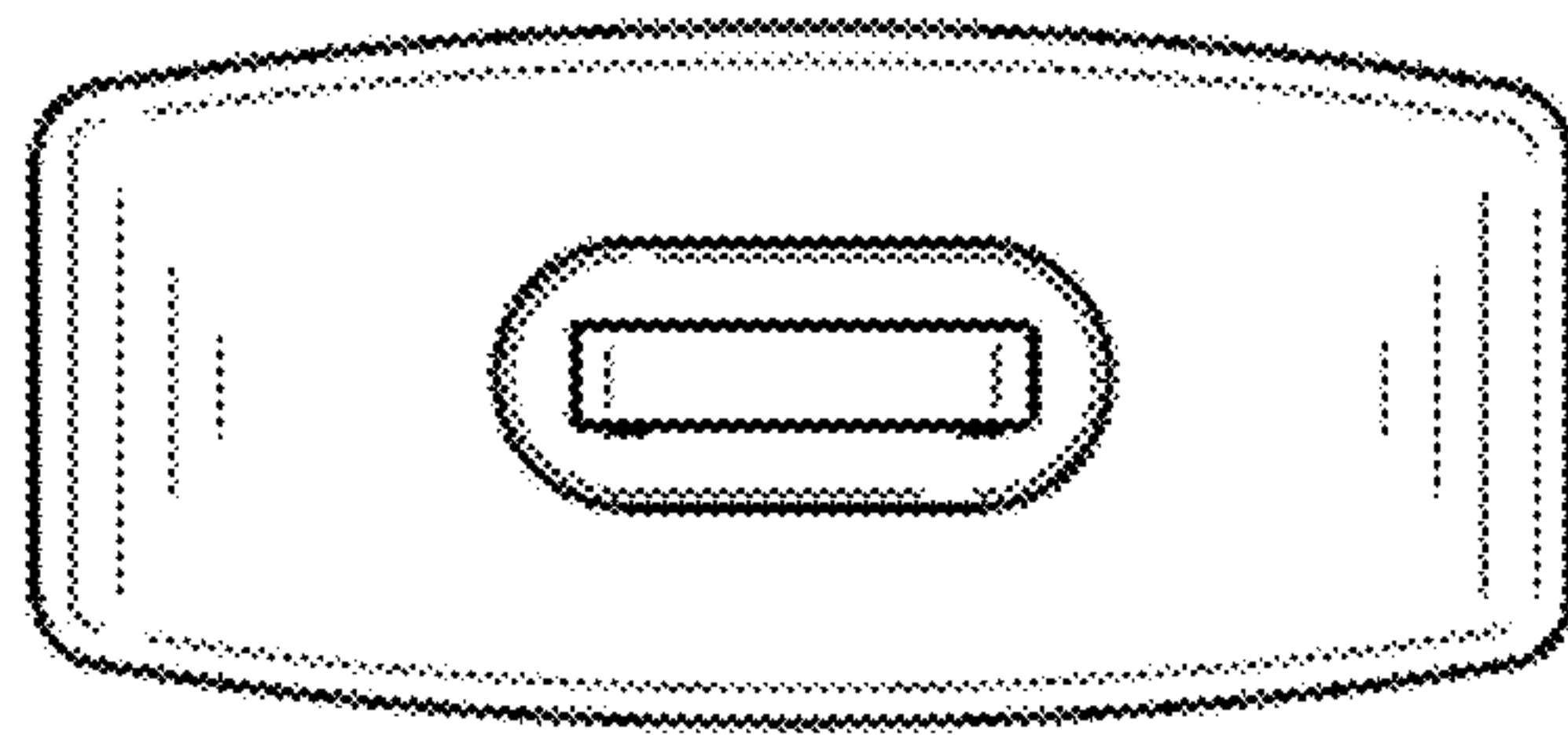


FIG.6

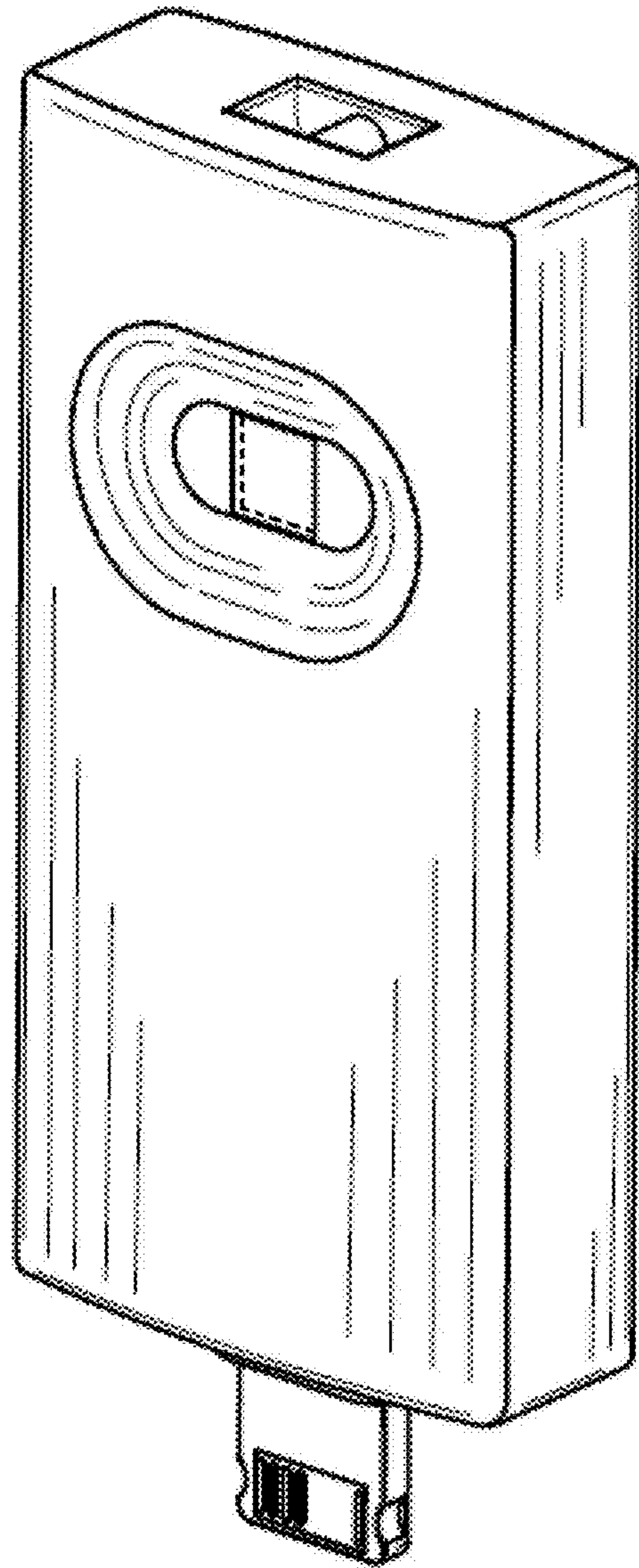


FIG.7