



US00D971395S

(12) **United States Design Patent** (10) **Patent No.:** **US D971,395 S**
Lu et al. (45) **Date of Patent:** **** Nov. 29, 2022**

(54) **AIR PURIFIER** D924,385 S * 7/2021 Liu F24F 13/20
D23/356
(71) Applicant: **BEIANG AIR TECH LTD.**, Suzhou D925,024 S * 7/2021 Huang D23/356
(CN) D925,026 S * 7/2021 Chen D23/364
D926,951 S * 8/2021 Tan D23/333
(72) Inventors: **Yaoyuan Lu**, Suzhou (CN); **Hongyu** D928,298 S * 8/2021 Zuo D23/364
Ran, Suzhou (CN); **Qidong Zhang**, D933,797 S * 10/2021 Liu D23/364
Suzhou (CN); **Qi Chen**, Suzhou (CN) D933,798 S * 10/2021 Wang D23/364
D941,979 S * 1/2022 Luo D23/359
(73) Assignee: **BEIANG AIR TECH LTD.**, Suzhou D943,075 S * 2/2022 Chiu D23/359
(CN) D944,370 S * 2/2022 Huang D23/333
D944,380 S * 2/2022 Xu D23/364
D948,689 S * 4/2022 Shen F24F 11/30
D23/356
(**) Term: **15 Years** D950,696 S * 5/2022 Xie D23/359
D951,418 S * 5/2022 Yan D23/364

(21) Appl. No.: **29/775,084**

(22) Filed: **Mar. 21, 2021**

(30) **Foreign Application Priority Data**

Oct. 30, 2020 (CN) 202030653003.1

(51) **LOC (13) Cl.** **23-04**

(52) **U.S. Cl.**
USPC **D23/364**

(58) **Field of Classification Search**
USPC D23/355-366, 352, 369, 332, 333, 335,
D23/336, 342, 351
CPC .. A61L 9/16; A61L 9/22; B01D 47/00; B01D
47/027; B01D 2221/02; B01D 2259/4508;
B03C 3/155; B03C 3/368; F24F 3/16;
F24F 13/20; F24F 13/28
See application file for complete search history.

(56) **References Cited**

U.S. PATENT DOCUMENTS

D856,504 S * 8/2019 De' Longhi D23/378
D862,673 S * 10/2019 Tang D23/364
D913,466 S * 3/2021 Shen D23/351
D917,032 S * 4/2021 Nakagawa D23/333
D917,683 S * 4/2021 Xie D23/359

* cited by examiner

Primary Examiner — David G Muller

(74) *Attorney, Agent, or Firm* — Syncoda LLC; Feng Ma

(57) **CLAIM**

The ornamental design for an air purifier, as shown and described.

DESCRIPTION

The patent or application file contains at least one drawing executed in color. Copies of this patent or patent application publication with color drawing(s) will be provided by the Office upon request and payment of the necessary fee.

FIG. 1 is a front view of an air purifier showing our new design;

FIG. 2 is a rear view thereof;

FIG. 3 is a left view thereof;

FIG. 4 is a right view thereof;


FIG. 5 is a top view thereof;

FIG. 6 is a bottom view thereof; and,

FIG. 7 is a perspective view thereof.

The broken lines showing portions of the air purifier form no part of the claimed design.

1 Claim, 7 Drawing Sheets
(7 of 7 Drawing Sheet(s) Filed in Color)






FIG. 1




FIG. 2




FIG. 3




FIG. 4




FIG. 5

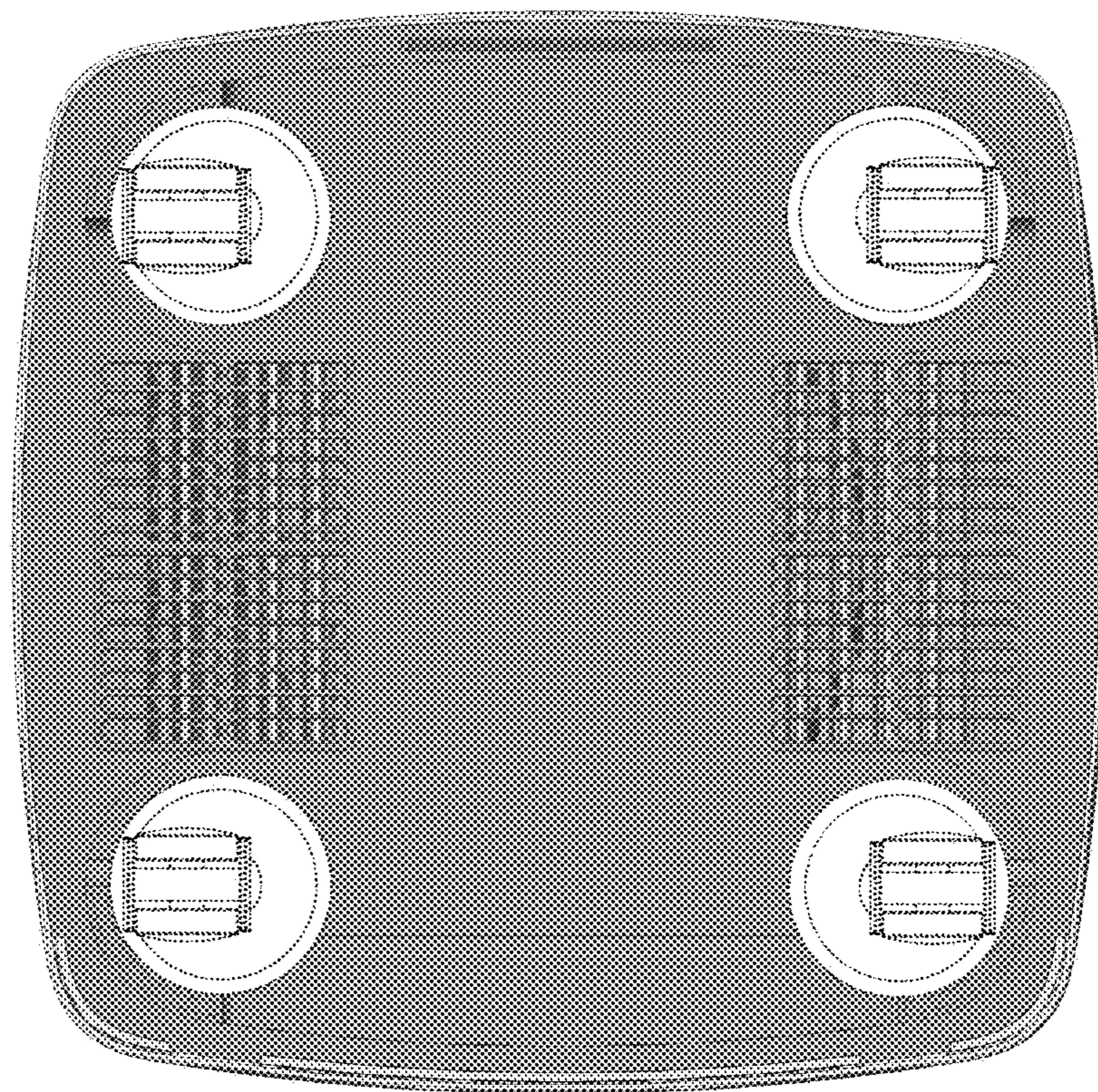


FIG. 6




FIG. 7