



US00D971394S

(12) **United States Design Patent** (10) **Patent No.:** **US D971,394 S**
Su (45) **Date of Patent:** **** Nov. 29, 2022**

(54) **DEHUMIDIFIER**

(71) Applicant: **Foshan hashone Technology Co., Ltd.**,
Foshan (CN)

(72) Inventor: **Zhanhao Su**, Foshan (CN)

(73) Assignee: **Foshan hashone Technology Co., Ltd.**,
Foshan (CN)

(**) Term: **15 Years**

(21) Appl. No.: **29/831,739**

(22) Filed: **Mar. 23, 2022**

(51) **LOC (13) Cl.** **23-04**

(52) **U.S. Cl.**
USPC **D23/359**

(58) **Field of Classification Search**
USPC D23/355-366, 352, 369, 332, 333, 335,
D23/336, 342, 351
CPC .. A61L 9/16; A61L 9/22; B01D 47/00; B01D
47/027; B01D 2221/02; B01D 2259/4508;
B03C 3/155; B03C 3/368; F24F 3/16;
F24F 13/20; F24F 13/28
See application file for complete search history.

(56) **References Cited**

U.S. PATENT DOCUMENTS

D598,528 S	8/2009	Choi	
D651,301 S *	12/2011	Albee	D23/366
D729,365 S	5/2015	Yuan et al.	
D733,273 S *	6/2015	Jeon	D23/333
D735,843 S *	8/2015	Sunwoo	D23/333
D745,128 S *	12/2015	Farone	D23/355

D840,012 S	2/2019	Zhou	
D861,146 S *	9/2019	Dingle	D23/359
D884,861 S *	5/2020	Seymour	D23/359
D886,270 S *	6/2020	Walton	D23/359
D893,690 S *	8/2020	Qi	D23/335
D907,184 S *	1/2021	Chen	D23/356
D917,032 S *	4/2021	Nakagawa	D23/333
D919,780 S	5/2021	Li	
D944,380 S *	2/2022	Xu	D23/364
D950,696 S *	5/2022	Xie	D23/359

* cited by examiner

Primary Examiner — David G Muller

(74) *Attorney, Agent, or Firm* — Zhihua Han; Wen IP
LLC

(57) **CLAIM**

The ornamental design for a dehumidifier, as shown and
described.

DESCRIPTION

FIG. 1 is a front, top, and left side perspective view of a
dehumidifier, showing my new design;
FIG. 2 is a front elevation view thereof;
FIG. 3 is a rear elevation view thereof;
FIG. 4 is a left side elevation view thereof;
FIG. 5 is a right side elevation view thereof;
FIG. 6 is a top plan view thereof;
FIG. 7 is a bottom plan view thereof;
FIG. 8 is a rear, bottom, and right side perspective view
thereof;
FIG. 9 is a rear, top, and left side perspective view thereof;
and,
FIG. 10 is rear, bottom, and left side perspective view
thereof.

1 Claim, 10 Drawing Sheets






FIG. 1




FIG.2




FIG.3

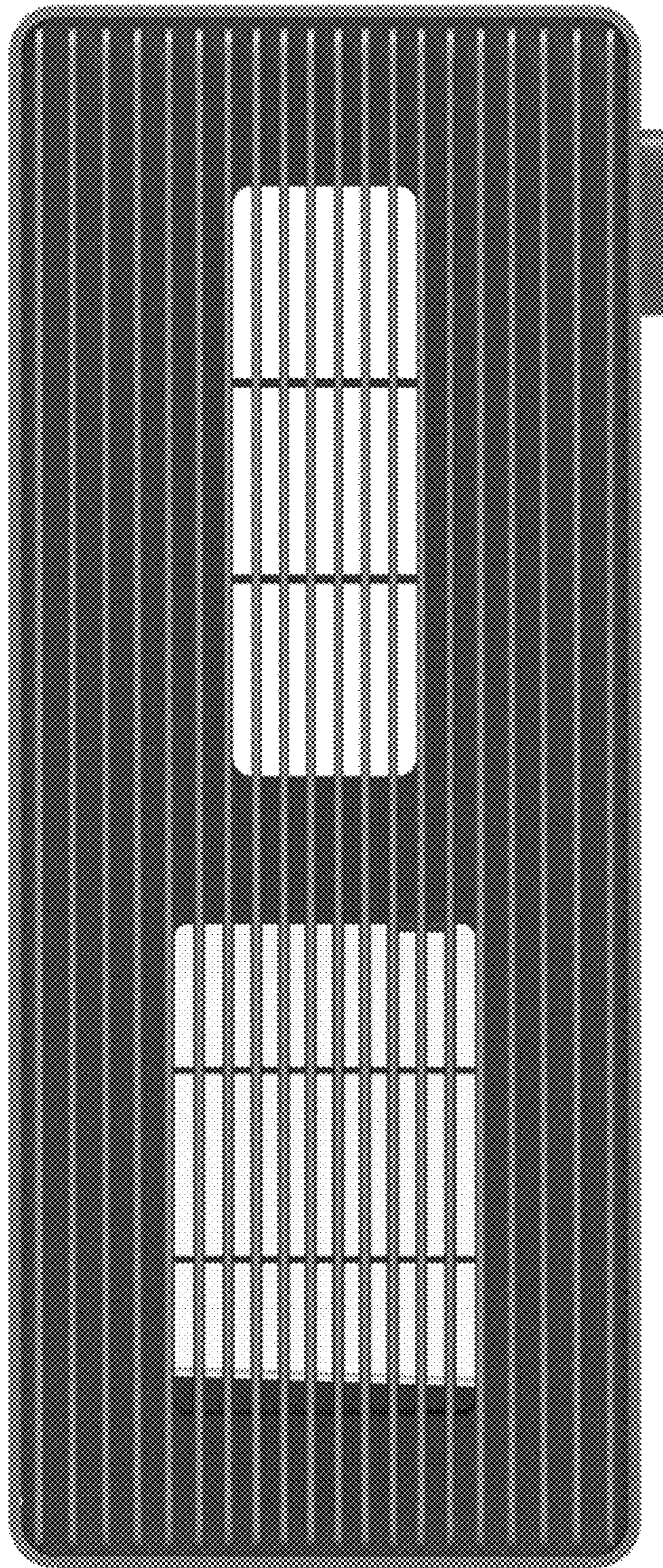


FIG.4

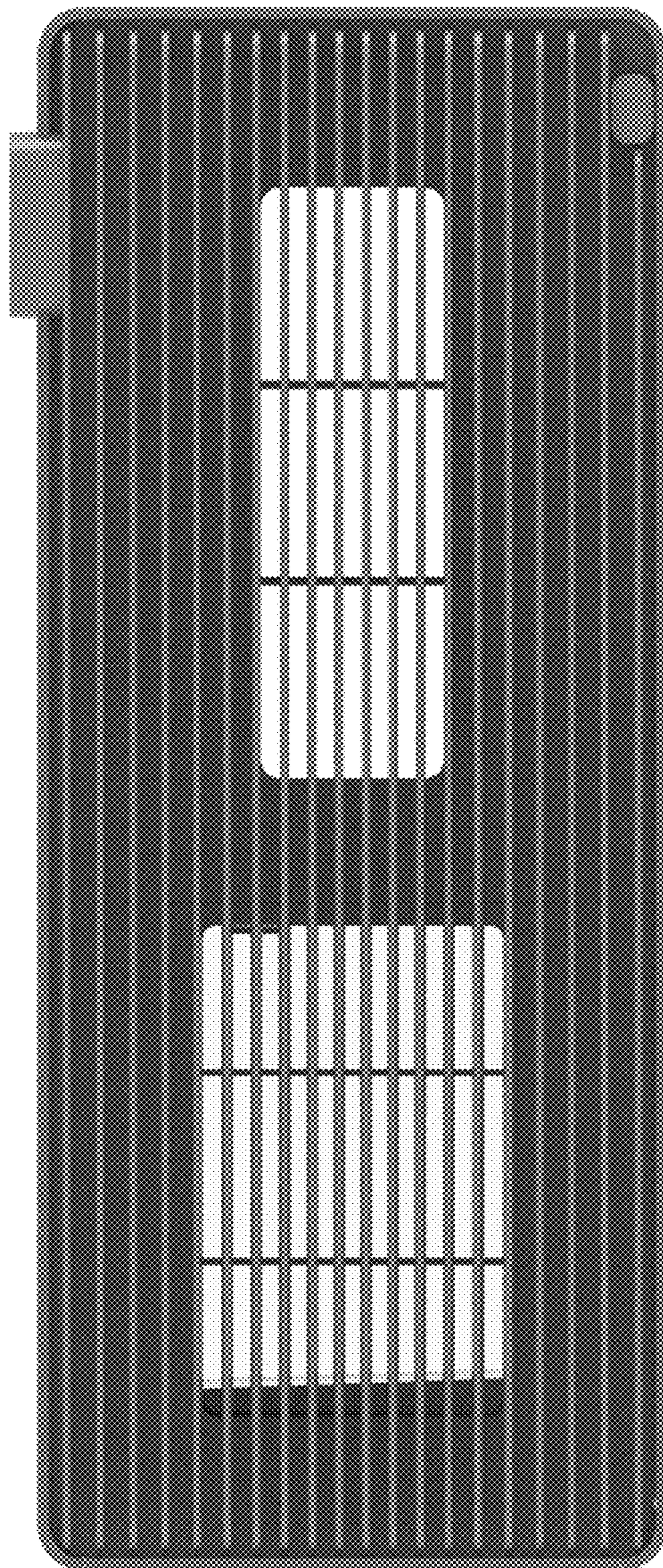


FIG.5




FIG.6




FIG.7




FIG.8




FIG.9




FIG.10