



US00D971380S

(12) **United States Design Patent** (10) **Patent No.:** **US D971,380 S**  
**Du** (45) **Date of Patent:** **\*\* Nov. 29, 2022**

(54) **VORTEX WATER FLOW ACCELERATOR**

2019/0282773 A1\* 9/2019 Bambrilla ..... A61M 16/06  
2021/0060284 A1\* 3/2021 Martin ..... A61M 16/06  
2022/0265952 A1\* 8/2022 Knepper ..... F04B 43/04

(71) Applicant: **Yongzhen Du**, Shenzhen (CN)

(72) Inventor: **Yongzhen Du**, Shenzhen (CN)

(\*\*) Term: **15 Years**

(21) Appl. No.: **29/843,507**

(22) Filed: **Jun. 22, 2022**

(51) **LOC (13) Cl.** ..... **23-01**

(52) **U.S. Cl.**  
USPC ..... **D23/235**

(58) **Field of Classification Search**  
USPC ..... D23/213, 214, 215, 223, 224, 226, 229,  
D23/230  
CPC ..... A61H 9/0021; A61H 33/00; B05B 1/00;  
B05B 1/14; B05B 1/185; B05B 1/08;  
B05B 1/02; B05B 1/26; B05B 12/002;  
B05B 1/18; B05B 9/01  
See application file for complete search history.

(56) **References Cited**

**U.S. PATENT DOCUMENTS**

D370,963 S	*	6/1996	Daansen	.....	D23/235
D529,127 S		9/2006	Cueman		
D603,018 S	*	10/2009	Stein	.....	D23/249
D639,911 S		6/2011	Blum		
D684,240 S		7/2013	Stein		
D693,427 S		11/2013	Jones		
D697,175 S		1/2014	Grether		
D709,593 S		7/2014	Blum		
D764,630 S	*	8/2016	Sutton	.....	D23/235
D783,130 S	*	4/2017	Edwards	.....	D23/235
D798,999 S		10/2017	Stein		
D800,867 S		10/2017	Blum		
D800,872 S	*	10/2017	Wholey	.....	D23/235
D905,199 S		12/2020	Wu		
D912,204 S		3/2021	Kim		
D965,108 S	*	9/2022	Tempel	.....	D23/233

**OTHER PUBLICATIONS**

Random Flow Generators for Loc-Line—Vivid, Feb. 8, 2018, bulkreefsupply.com, Oct. 3, 2022, URL: <https://www.bulkreefsupply.com/random-flow-generators-for-loc-line-vivid-creative-aquatics>. (Year: 2018).\*

Face Roller by Revlon, Jul. 7, 2020, amazon.com, Oct. 3, 2022, URL: <https://www.amazon.com/Control-Absorbing-Volcanic-Reusable-Skincare/dp/B082KZ8ZGM/> (Year: 2020).\*

Random Flow Generator Nozzle Vortex Turbulent Flow, Jan. 16, 2021, etsy.com, Oct. 3, 2022, URL: <https://www.etsy.com/listing/901126990/random-flow-generator-nozzle-vortex> (Year: 2021).\*

\* cited by examiner

*Primary Examiner* — Keith J Wilson

(74) *Attorney, Agent, or Firm* — Rumit Ranjit Kanakia

(57) **CLAIM**

The ornamental design for a vortex water flow accelerator, as shown and described.

**DESCRIPTION**

FIG. 1 is a perspective view of a vortex water flow accelerator showing my new design;

FIG. 2 is another perspective view thereof;

FIG. 3 is a front elevational view thereof, the rear elevational view being a mirror image of FIG. 3;

FIG. 4 is a left side view thereof;

FIG. 5 is a right side view thereof;

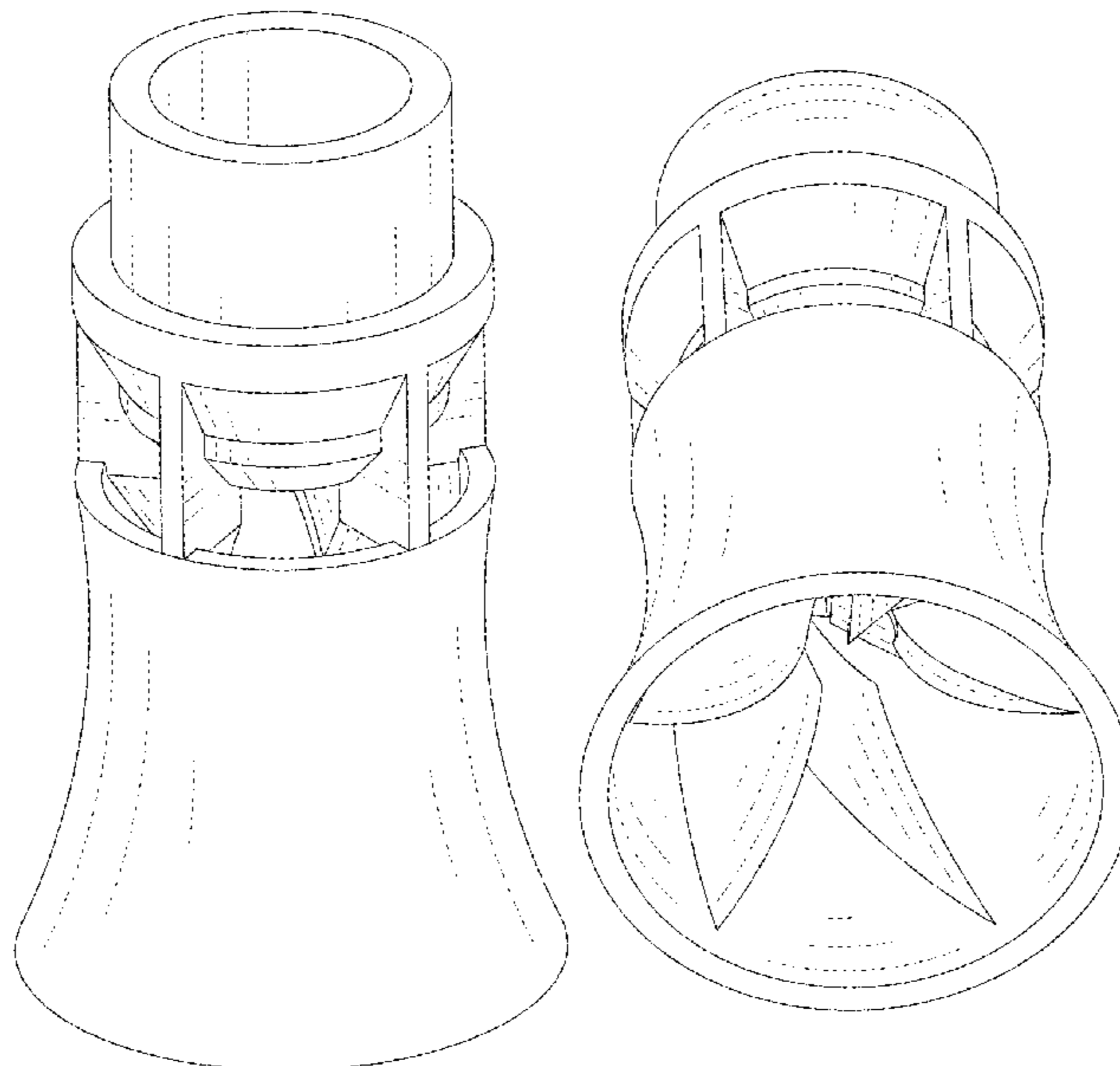
FIG. 6 is a top plan view thereof;

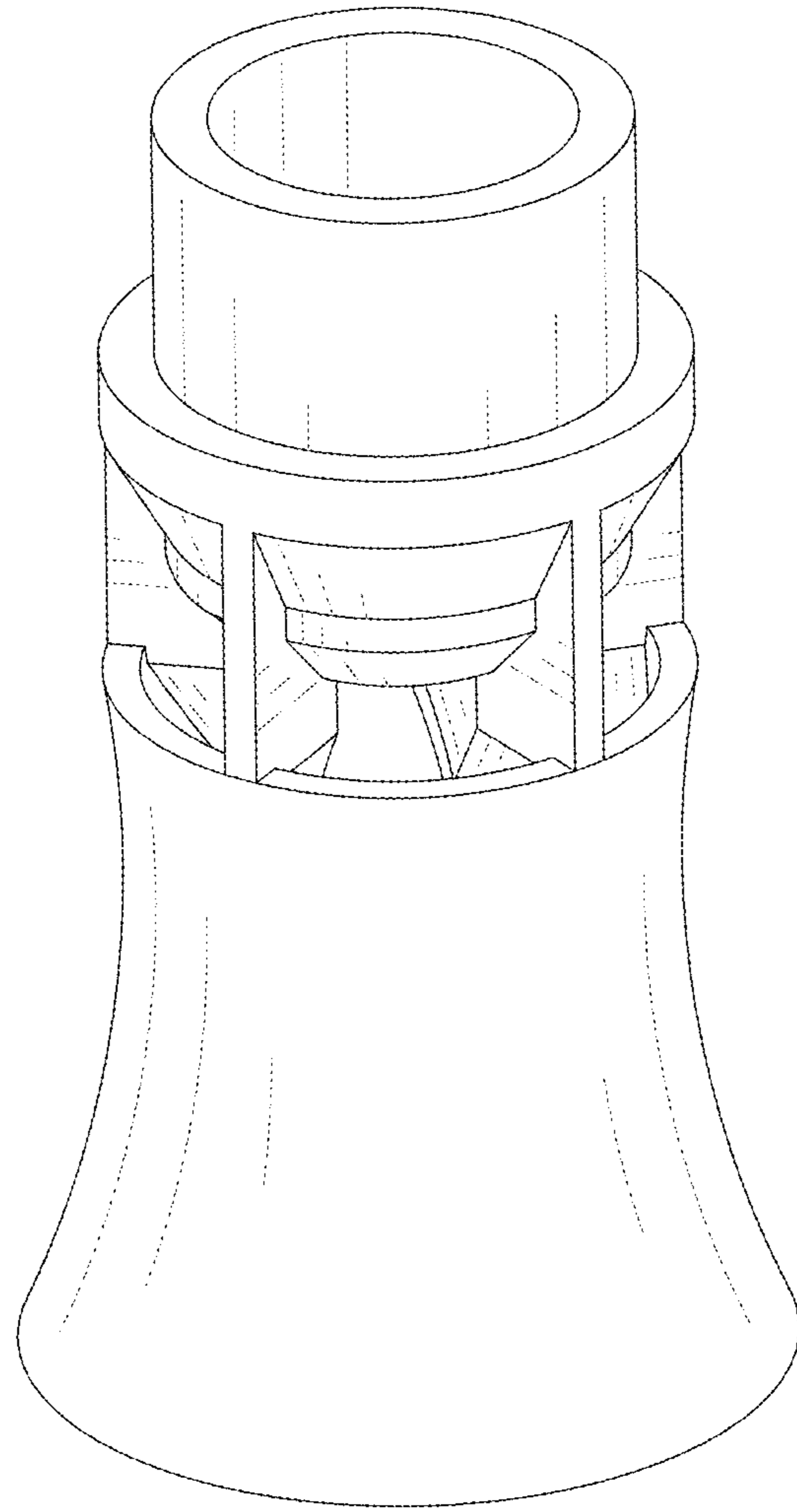
FIG. 7 is a bottom plan view thereof; and,

FIG. 8 is a schematic diagram of the vortex water flow accelerator in a position of use.

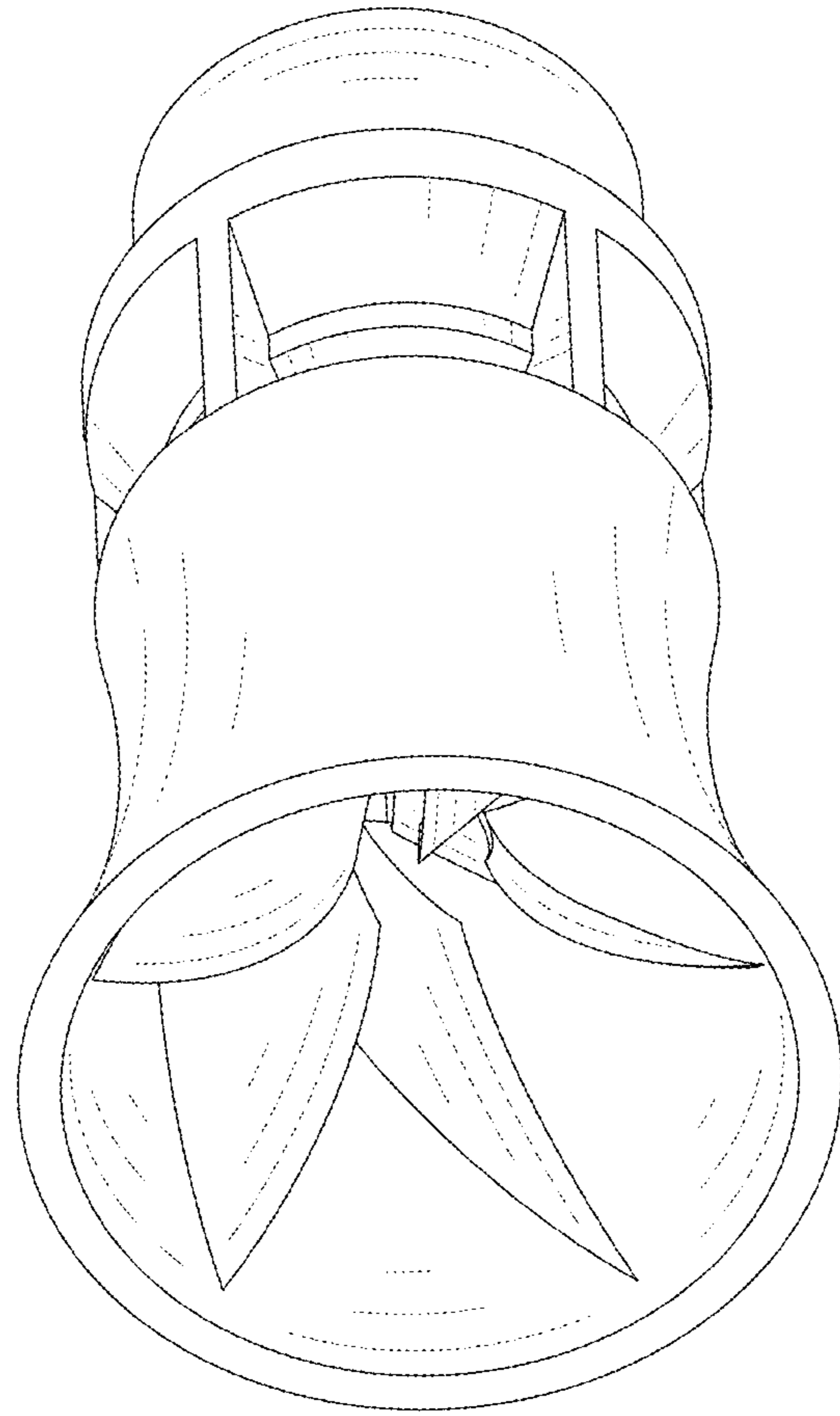
The broken lines in the figures are for the purposes of illustrating portions of the vortex water flow accelerator, which form no part of the claimed design.

**1 Claim, 7 Drawing Sheets**

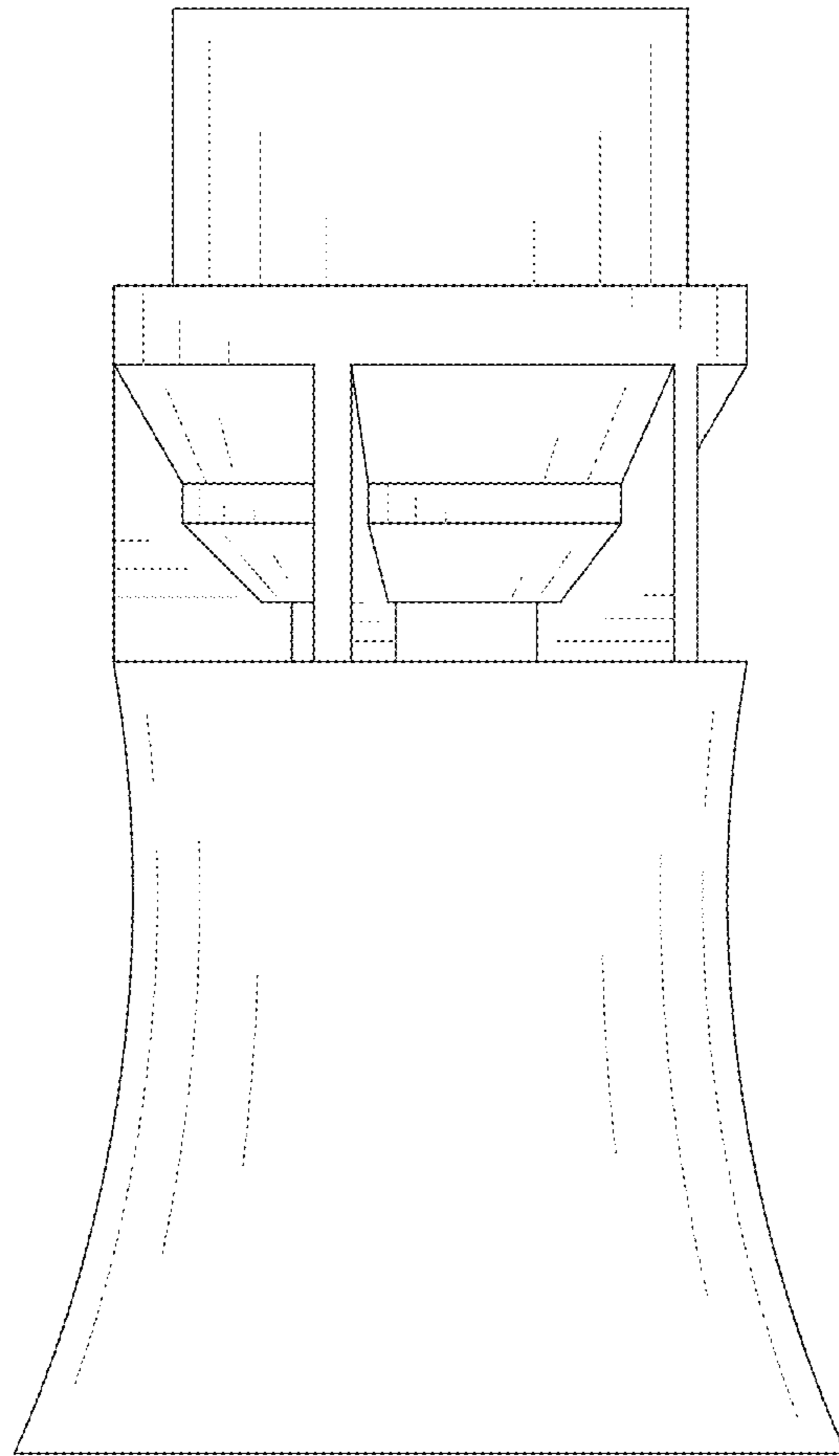




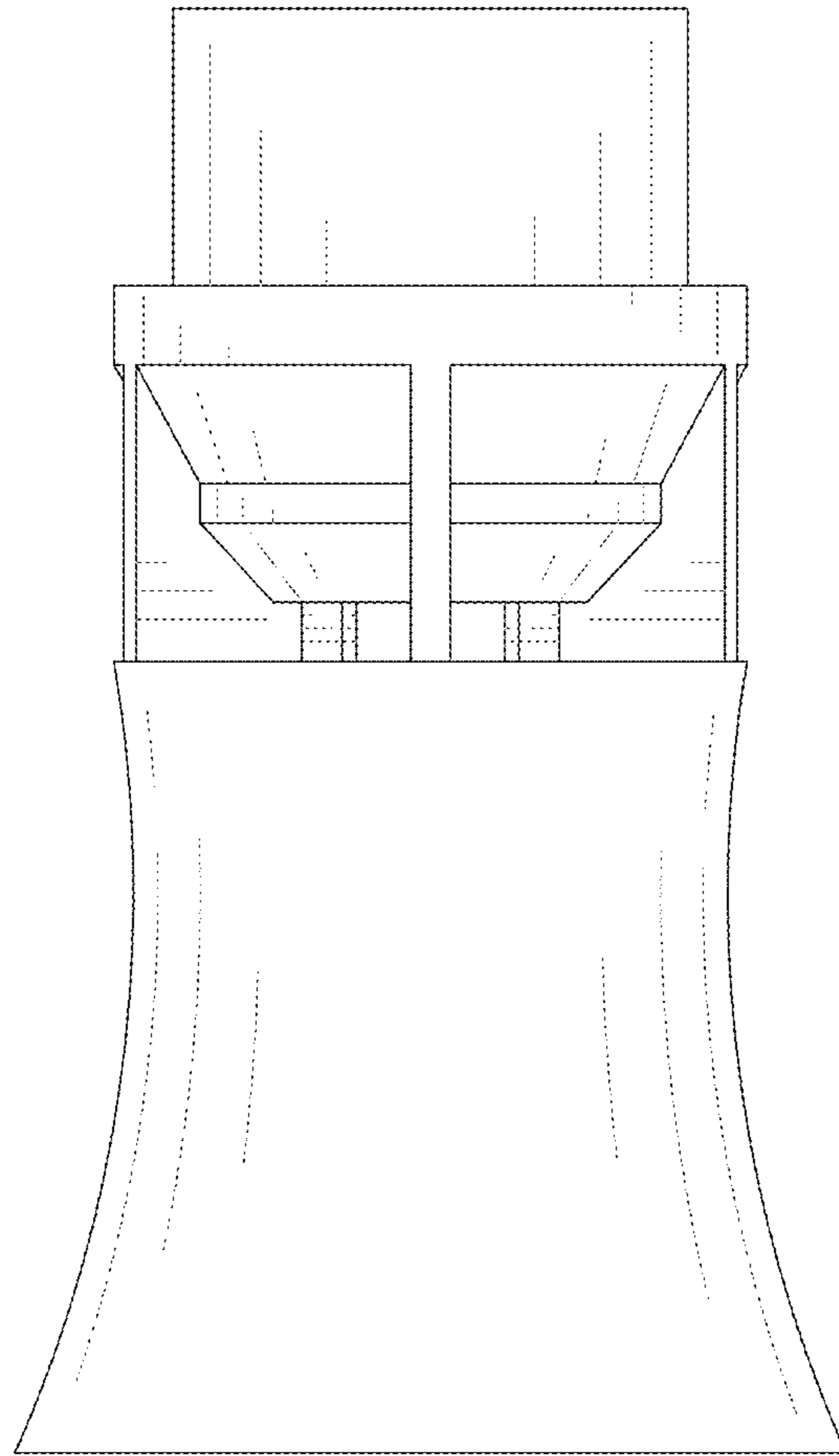
***FIG. 1***



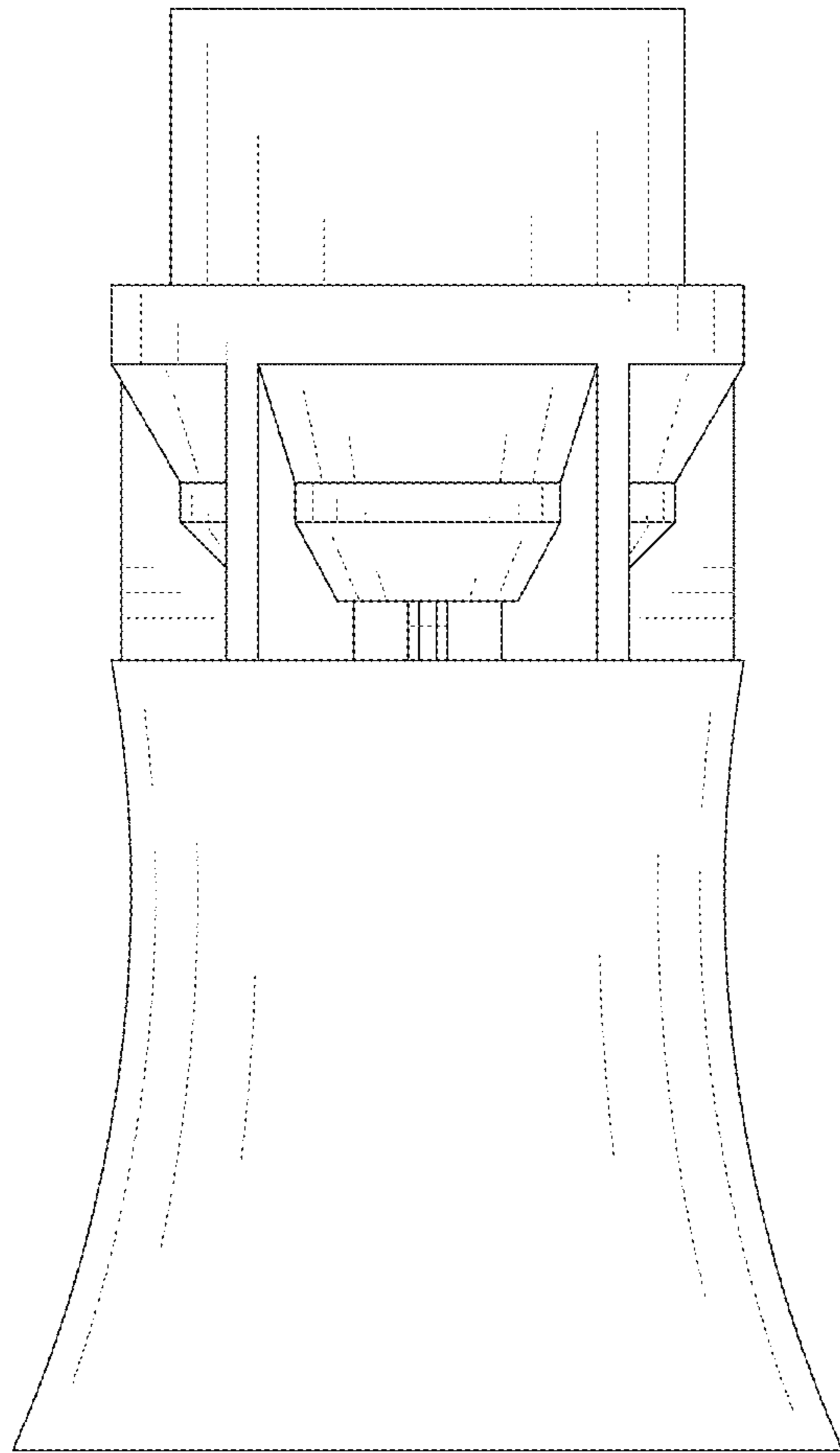
**FIG. 2**



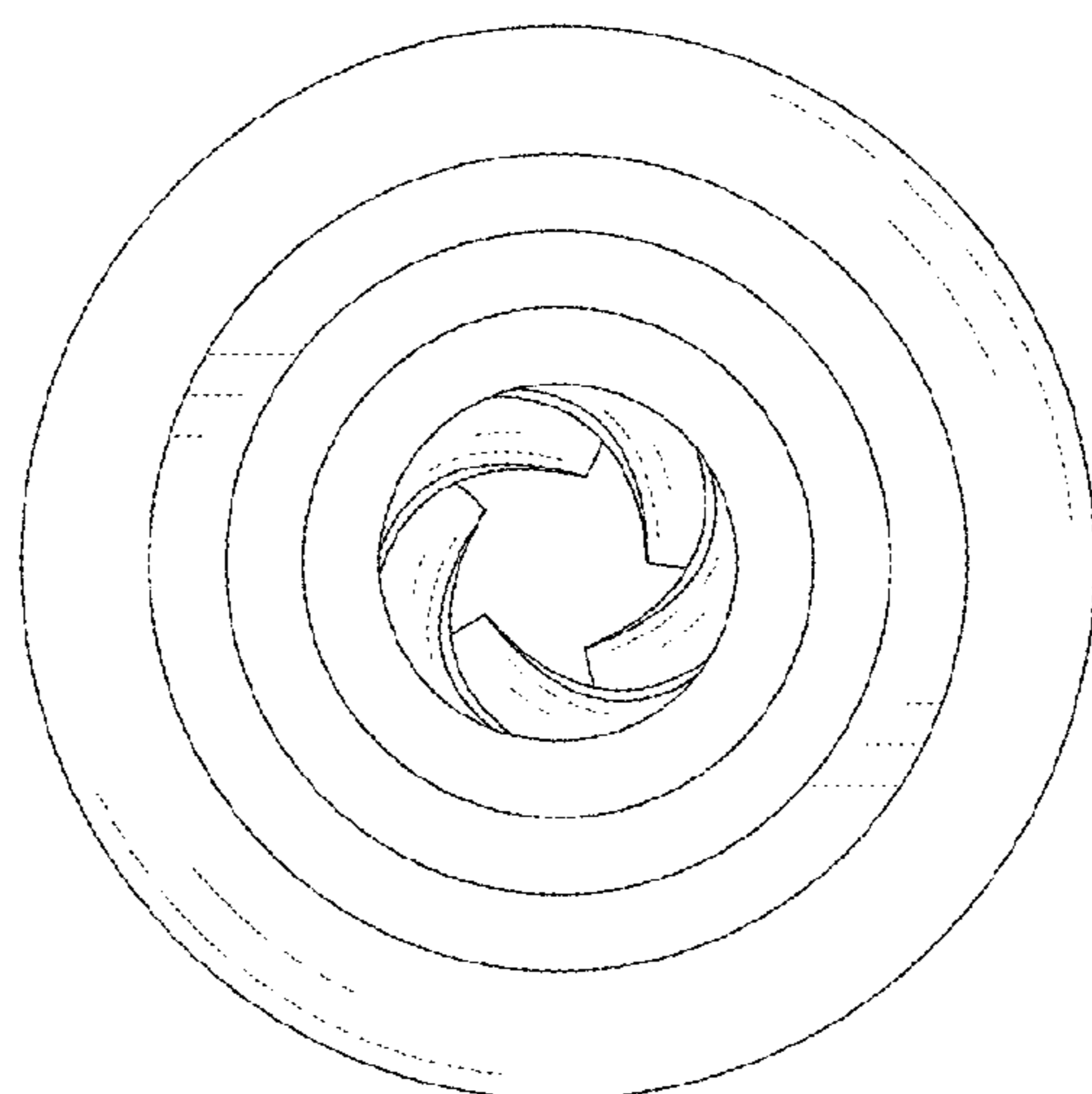
**FIG. 3**



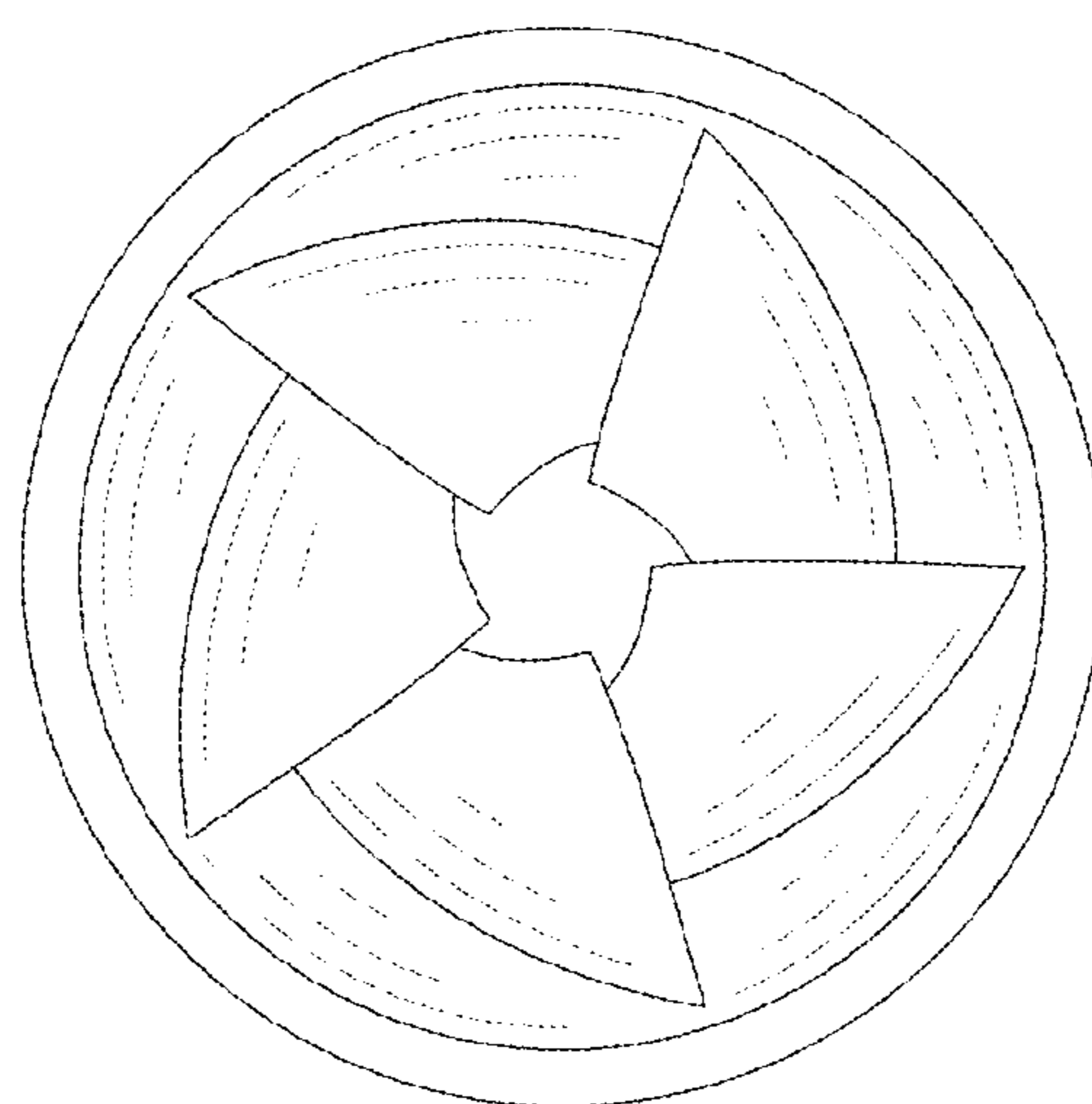
**FIG. 4**



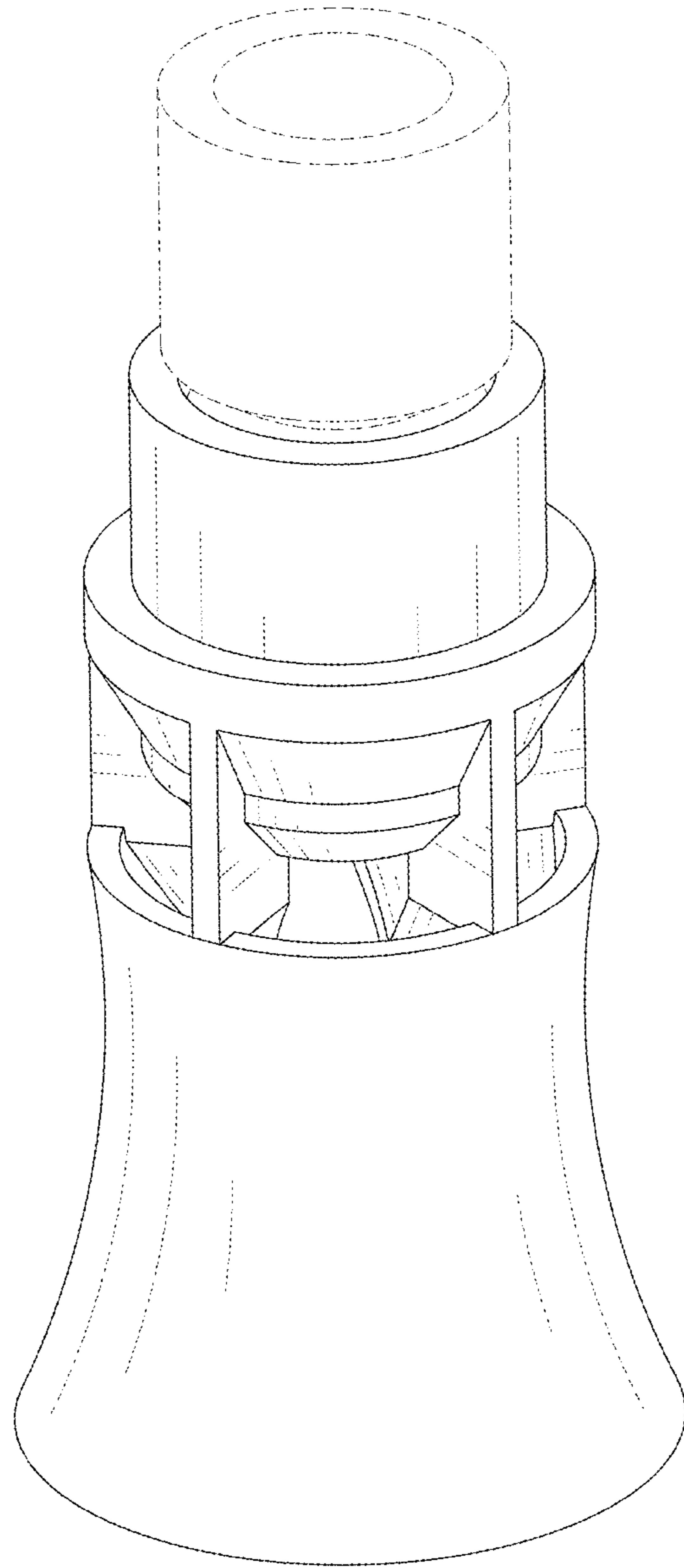
**FIG. 5**



**FIG. 6**



**FIG. 7**



**FIG. 8**