



US00D971366S

(12) **United States Design Patent** (10) **Patent No.:** **US D971,366 S**
O'Leary (45) **Date of Patent:** **** Nov. 29, 2022**

(54) **GOLF DIVOT TOOL**
(71) Applicant: **Kevin J O'Leary**, Chesterfield, MO (US)
(72) Inventor: **Kevin J O'Leary**, Chesterfield, MO (US)
(**) Term: **15 Years**
(21) Appl. No.: **29/742,425**

6,964,619 B1 11/2005 Meja
D518,864 S * 4/2006 Bradshaw D21/793
D529,976 S 10/2006 King
7,140,983 B2 11/2006 Pietsch
7,351,158 B1 4/2008 Bronsveld
D571,428 S * 6/2008 Williams D21/793
7,494,431 B2 2/2009 Wang
7,527,563 B1 5/2009 Nen
D594,922 S 6/2009 McLane
7,621,819 B1 11/2009 Nen
D605,720 S 12/2009 McLane
D606,149 S 12/2009 Regalado
7,686,710 B2 3/2010 Leiber et al.

(Continued)

(22) Filed: **Jan. 28, 2021**
(51) **LOC (13) Cl.** **21-02**
(52) **U.S. Cl.**
USPC **D21/793**
(58) **Field of Classification Search**
USPC D21/793, 794, 789, 319; D8/1, 4, 14, 18,
D8/79, 80, 47; D7/664, 653
See application file for complete search history.

(56) **References Cited**
U.S. PATENT DOCUMENTS

D225,756 S * 1/1973 Stephens D21/793
D237,516 S * 11/1975 Yaudes D21/793
4,925,190 A 5/1990 Learned
5,277,425 A 1/1994 Petriano, Sr.
5,377,977 A 1/1995 MacNeary
5,511,785 A 4/1996 Rusin, Jr.
5,595,544 A 1/1997 Roelke
D383,516 S 9/1997 Stevens
5,782,443 A 7/1998 La Fontaine
5,890,970 A 4/1999 Donati
6,095,935 A 8/2000 Gooselaw et al.
6,176,792 B1 1/2001 Tate
6,223,829 B1 5/2001 Wiens
6,244,356 B1 6/2001 Luna
6,502,646 B2 1/2003 Wiens
6,514,159 B2 2/2003 Hendren
D477,644 S 7/2003 Schmitt
6,645,092 B1 11/2003 Hendren
6,656,062 B2 12/2003 Vochezer

OTHER PUBLICATIONS

Graphics & more, announced 2017 [online], [site visited May 4, 2022]. Available on internet, URL:https://www.amazon.com/GRAPHICS-MORE-Bigfoot-Sasquatch-Walking/dp/B074TZ4YY9/ref (Year: 2017).*

Primary Examiner — Khawaja Anwar
Assistant Examiner — Julice Seung Eun Oum
(74) *Attorney, Agent, or Firm* — Paul M Denk

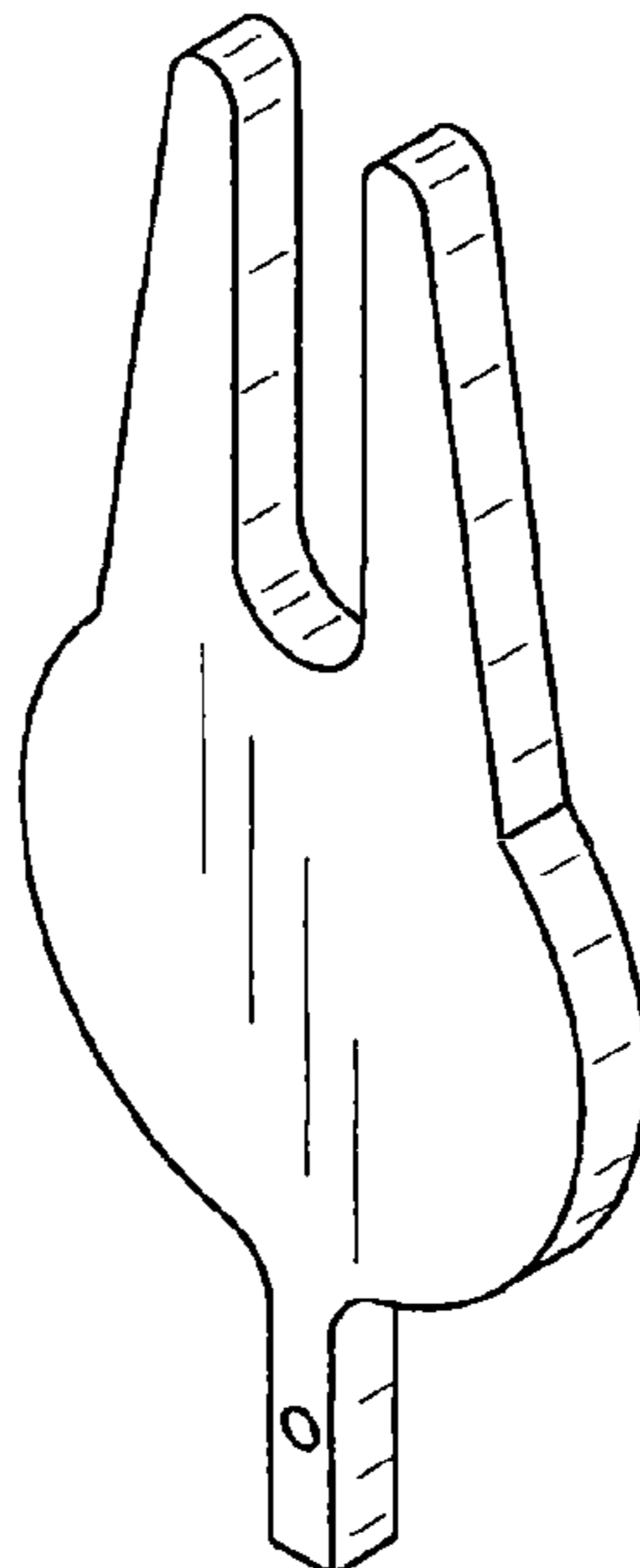
(57) **CLAIM**

The ornamental design for the golf divot tool, as shown and described.

DESCRIPTION

FIG. 1 is an isometric view of the golf divot tool of this invention;
FIG. 2 is a front view, the back view being a mirror image thereof;
FIG. 3 is a side view, the opposite side view being a mirror image thereof;
FIG. 4 is a top view of the divot tool; and,
FIG. 5 is a bottom view of the tool.

1 Claim, 1 Drawing Sheet



(56)

References Cited

U.S. PATENT DOCUMENTS

7,731,601 B2 6/2010 Penton
 D637,677 S 5/2011 Bradshaw
 7,942,756 B1 5/2011 Neu
 8,007,377 B2 8/2011 Pearce
 D666,265 S 8/2012 Solheim et al.
 8,241,151 B2 8/2012 Light
 8,342,986 B2 1/2013 Rourke
 8,348,787 B2 1/2013 Halsey et al.
 D683,413 S 5/2013 Revert
 8,454,457 B1 6/2013 Woods et al.
 8,529,381 B2 9/2013 Solheim et al.
 D702,307 S 4/2014 Veres
 8,882,611 B2 11/2014 Schaaf
 8,920,265 B1 12/2014 Jones
 9,381,412 B2 7/2016 Fallon
 D792,541 S 7/2017 Beard
 9,833,673 B2 12/2017 Perry

9,925,437 B2 3/2018 Fallon
 D816,789 S * 5/2018 Reich D21/793
 D826,354 S * 8/2018 Kragerud D21/793
 D855,135 S * 7/2019 Kang D21/793
 10,369,440 B2 8/2019 Jolley et al.
 D866,695 S * 11/2019 Reich D21/793
 D866,696 S * 11/2019 Reich D21/793
 D875,866 S * 2/2020 McIlvain D21/793
 10,596,430 B1 3/2020 Paavola
 D947,304 S * 3/2022 Reich D21/793
 2003/0104875 A1 6/2003 Markwood
 2003/0148819 A1 8/2003 Lindner
 2006/0009313 A1 * 1/2006 Parks A63B 57/20
 473/408
 2006/0025230 A1 2/2006 Zeuch
 2009/0082127 A1 * 3/2009 Donne A24F 13/24
 473/286
 2009/0163300 A1 * 6/2009 Lueders A63B 57/50
 15/236.01

* cited by examiner

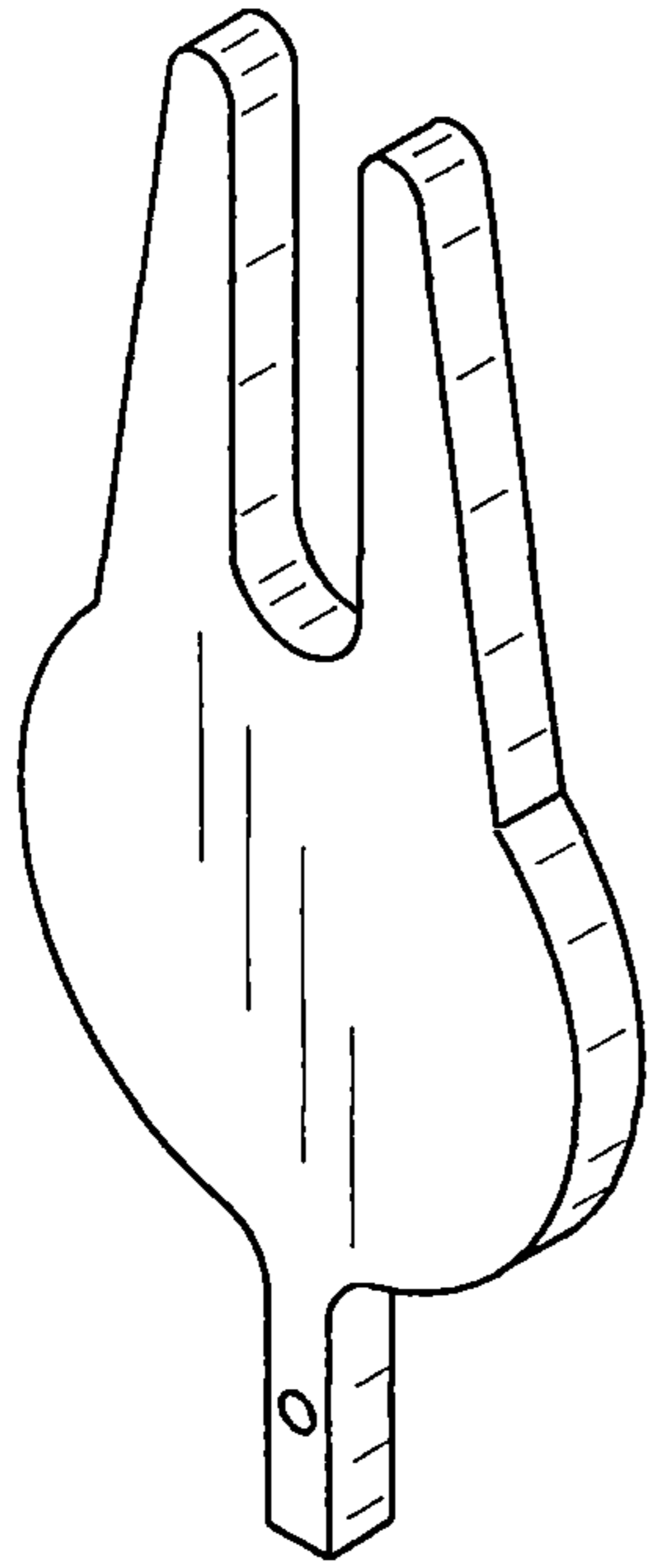


FIG. 1

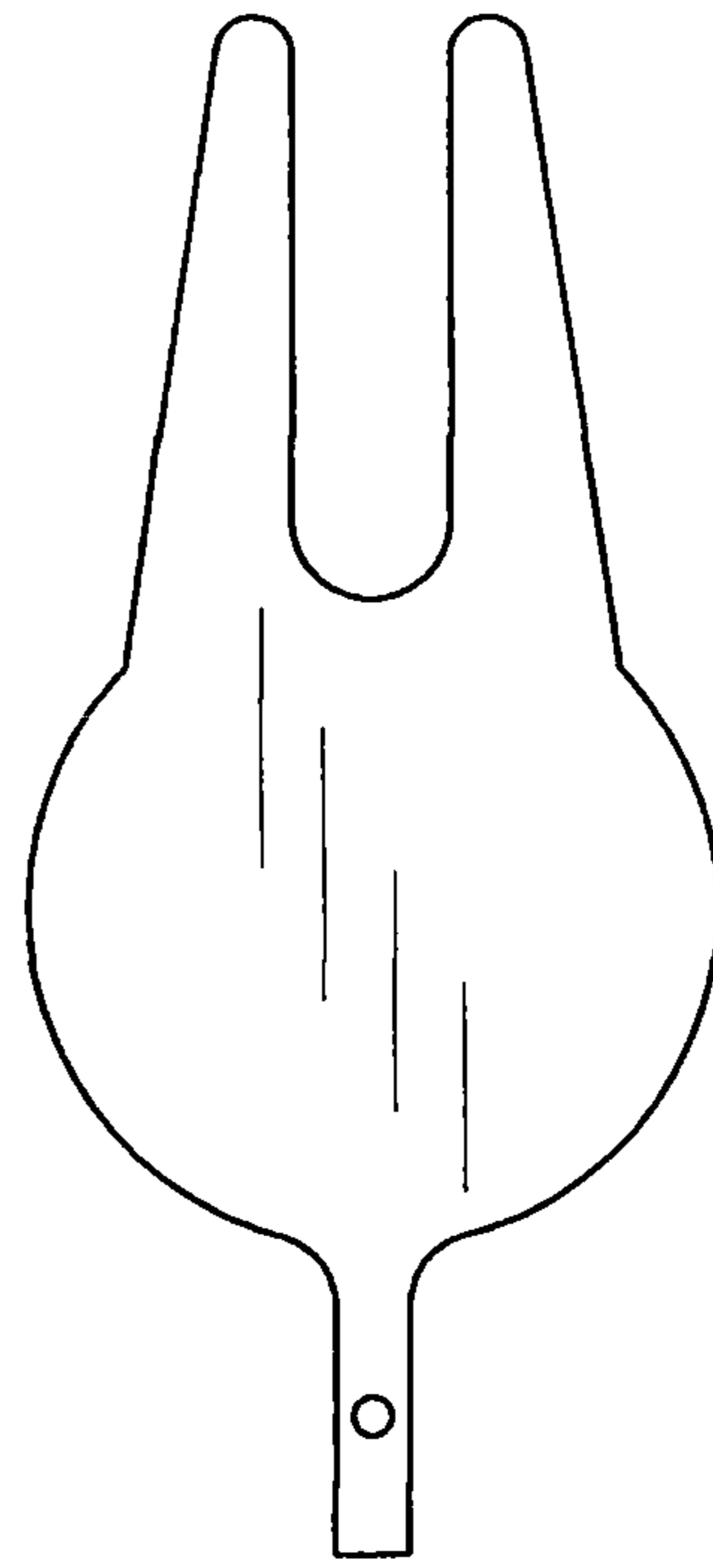


FIG. 2

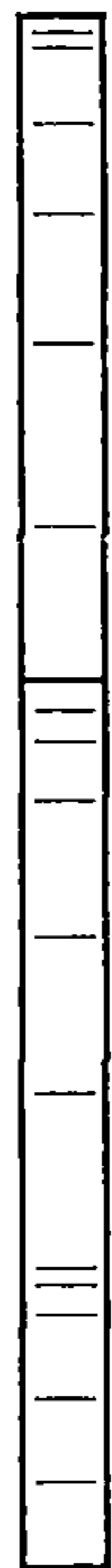


FIG. 3



FIG. 4



FIG. 5