



US00D971365S

(12) **United States Design Patent**
Engler et al.

(10) **Patent No.:** **US D971,365 S**

(45) **Date of Patent:** **** *Nov. 29, 2022**

- (54) **PUTTING MAT**
- (71) Applicant: **P&P IMPORTS LLC**, Irvine, CA (US)
- (72) Inventors: **Peter Engler**, Newport Beach, CA (US); **Peter Tanoury**, Newport Beach, CA (US)
- (*) Notice: This patent is subject to a terminal disclaimer.
- (**) Term: **15 Years**
- (21) Appl. No.: **29/747,734**
- (22) Filed: **Aug. 25, 2020**
- (51) **LOC (13) Cl.** **21-02**
- (52) **U.S. Cl.**
USPC **D21/792**
- (58) **Field of Classification Search**
USPC D21/789-792
See application file for complete search history.

(56) **References Cited**

U.S. PATENT DOCUMENTS

D32,518 S *	4/1900	Adams	D21/303
1,503,415 A *	7/1924	Fohmann	A63F 7/305
				273/123 R
D77,020 S *	11/1928	Meilicke	D21/790
D234,526 S *	3/1975	Zawacki	D21/319
D243,777 S *	3/1977	Lewis	D21/319
D271,647 S *	12/1983	McLeod	D6/596
4,783,075 A *	11/1988	Simjian	A63B 67/02
				473/159
4,938,485 A *	7/1990	Hockridge	A63F 9/02
				273/DIG. 30
4,943,065 A *	7/1990	DeLapa	A63B 67/06
				D21/303
D311,216 S *	10/1990	Simjian	D21/790
4,968,041 A *	11/1990	Calvo	A63F 9/0204
				273/401
5,082,280 A *	1/1992	Wang	A63B 67/02
				428/17

5,129,653 A *	7/1992	Morris	A63B 67/02
				473/184
D353,433 S *	12/1994	Erdoes	D21/792
5,595,543 A *	1/1997	Wolk	A63B 67/02
				473/162
5,630,719 A *	5/1997	Franklin	A63B 69/3676
				473/157
D382,601 S *	8/1997	Antill	D21/303
D385,007 S *	10/1997	Perrin	D21/792

(Continued)

OTHER PUBLICATIONS

PutterBall Golf Beer Pong Game Set—Includes 2 Putters, 2 Golf Balls, Green Putting Beer Pong Golf Mat & Golf Hole Covers—Best Backyard Party Golf Game Set, Aug. 24, 2020, p. 1, Amazon.com.

Primary Examiner — Mitchell I. Siegel

(74) *Attorney, Agent, or Firm* — Casey H. Kempner; Siamak S. Hefazi

(57) **CLAIM**

The ornamental design for a putting mat, as shown and described.

DESCRIPTION

FIG. 1 is a front perspective view of a putting mat showing the claimed design;

FIG. 2 is a back perspective view thereof;

FIG. 3 is a top plan view thereof;

FIG. 4 is a bottom plan view thereof;

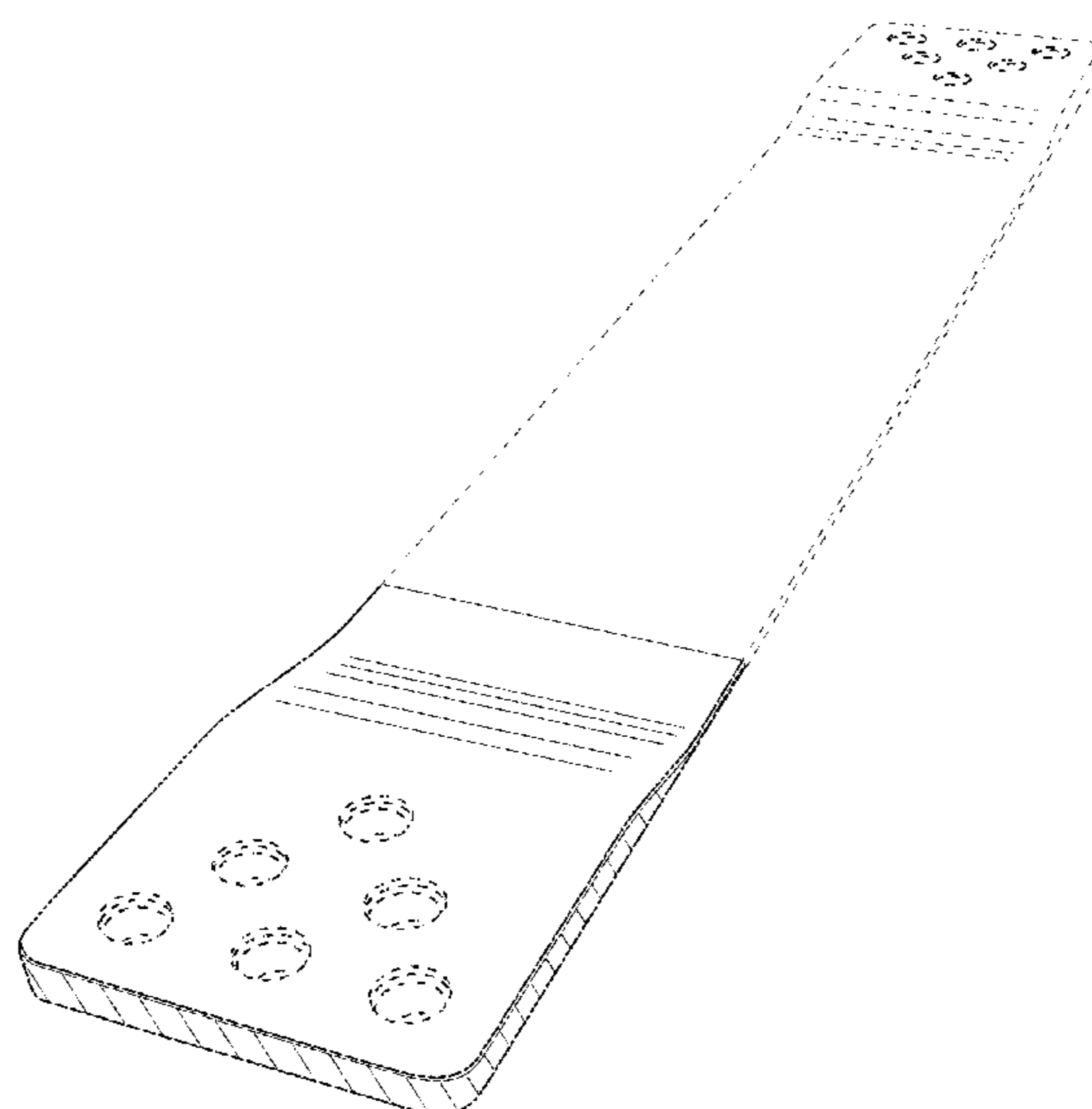
FIG. 5 is a right-side elevational view thereof, the left-side elevational view being a mirror image thereof;

FIG. 6 is a front elevational view thereof; and,

FIG. 7 is a back elevational view thereof.

Broken lines in the figures show portions of the putting mat that form no part of the claimed design. The diagonal lines/hatching shown on the vertical sides of the putting mat represent the color green.

1 Claim, 7 Drawing Sheets



(56)

References Cited

U.S. PATENT DOCUMENTS

D407,458 S * 3/1999 Soonlan D21/792
D431,855 S * 10/2000 Rose D21/791
6,569,027 B2 * 5/2003 Florian A63B 67/02
473/163
6,607,448 B2 * 8/2003 Moore A63B 63/08
473/160
6,716,113 B1 * 4/2004 Manning A63B 69/36211
473/166
D632,749 S * 2/2011 Montgomery D21/791
D691,687 S * 10/2013 Leonard D21/791
D740,383 S * 10/2015 Shadle D21/791
D760,337 S * 6/2016 Holland D21/791
D856,430 S * 8/2019 Cangi D21/303
D895,732 S * 9/2020 Saleeby D21/303
D933,153 S * 10/2021 McDonald D21/791
D936,743 S * 11/2021 Muldowney D21/321
D941,413 S * 1/2022 Light D21/789
D952,089 S * 5/2022 Hobson D21/792
2003/0109318 A1 * 6/2003 Oyauchi A63B 71/0669
473/192

* cited by examiner

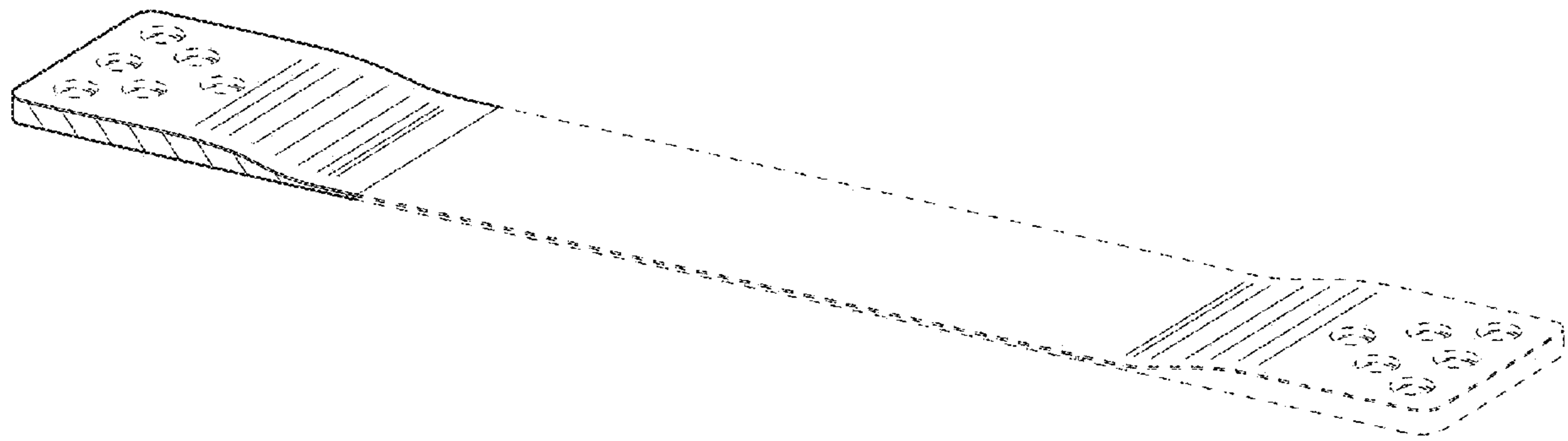


FIG. 1

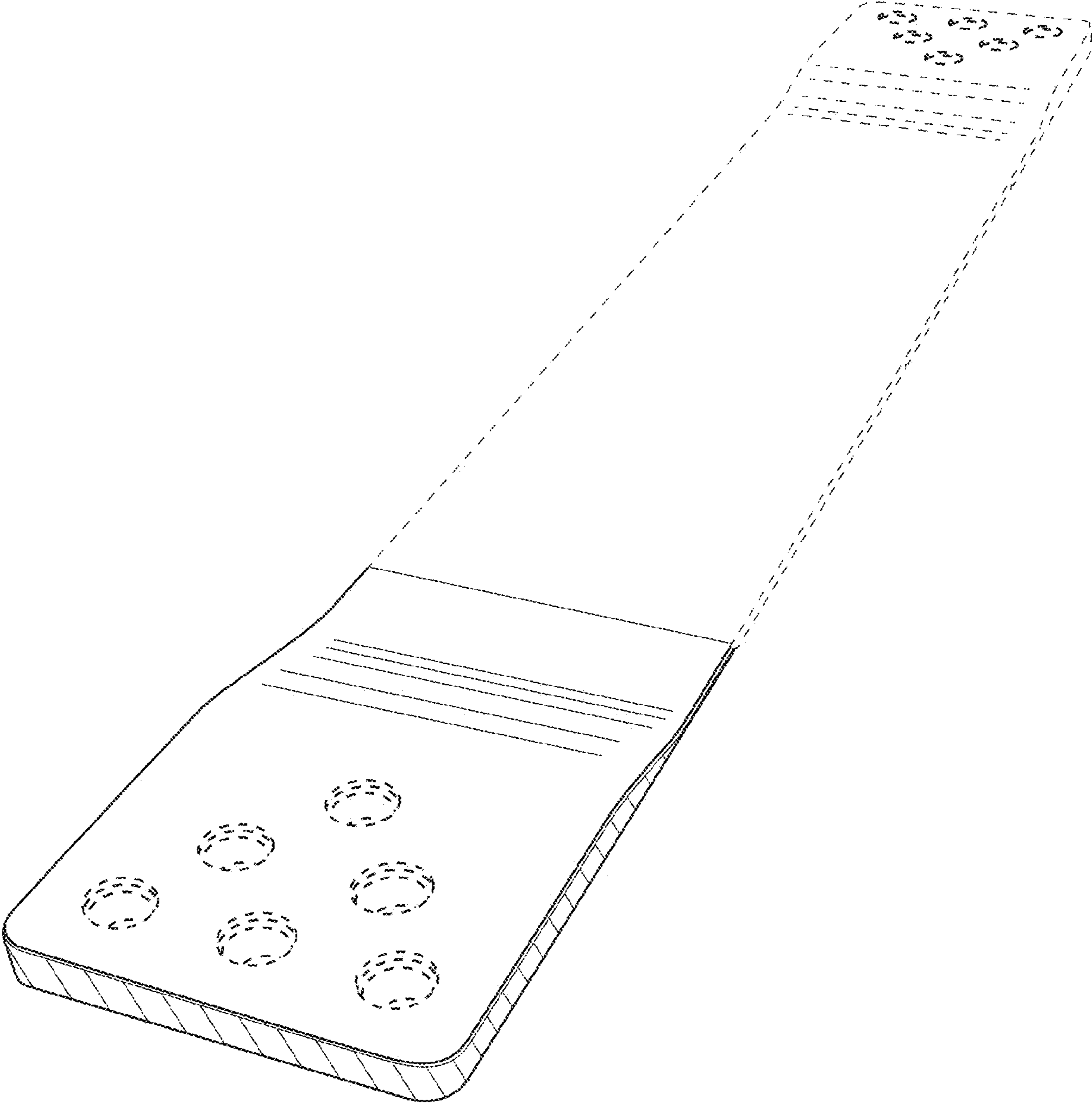


FIG. 2




FIG. 3




FIG. 4

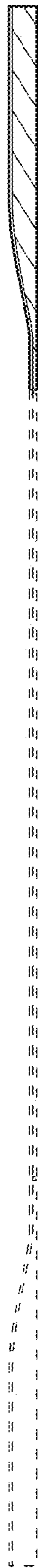


FIG. 5

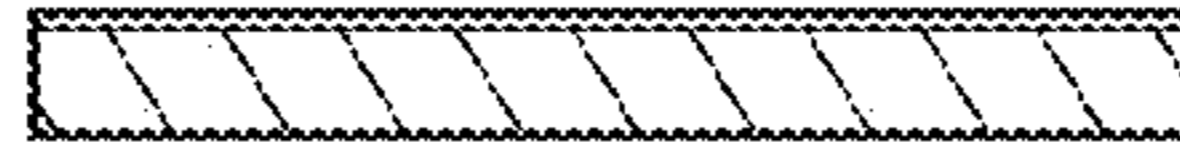


FIG. 6



FIG. 7