



US00D971364S

(12) **United States Design Patent**  
**Scicluna**

(10) **Patent No.:** **US D971,364 S**

(45) **Date of Patent:** **\*\* Nov. 29, 2022**

(54) **MULTI-PIECE SURFBOARD**

(71) Applicant: **Zachary Scicluna**, Sacramento, CA  
(US)

(72) Inventor: **Zachary Scicluna**, Sacramento, CA  
(US)

(\*\*) Term: **15 Years**

(21) Appl. No.: **29/737,759**

(22) Filed: **Jun. 11, 2020**

(51) **LOC (13) Cl.** ..... **21-02**

(52) **U.S. Cl.**  
USPC ..... **D21/769**

(58) **Field of Classification Search**  
USPC ..... D21/769, 770, 801, 803; D12/300, 302,  
D12/306, 307

CPC ..... B63B 32/00; B63B 32/10; B63B 32/20;  
B63B 32/30; B63B 32/40

See application file for complete search history.

(56) **References Cited**

U.S. PATENT DOCUMENTS

4,129,911 A \* 12/1978 McDonald ..... B63B 32/40  
441/74  
8,672,719 B2 \* 3/2014 Grimes ..... B63B 32/50  
441/74

9,114,862 B2 \* 8/2015 Dingel ..... B63B 32/51  
10,005,525 B2 \* 6/2018 Pendle ..... B63B 32/53  
10,850,816 B2 \* 12/2020 Schmidt ..... B63C 11/49  
D914,120 S \* 3/2021 Schmidt ..... D21/769  
D940,806 S \* 1/2022 Hembert ..... D21/769  
2014/0080369 A1 \* 3/2014 Haller ..... B63B 32/51  
441/66

\* cited by examiner

*Primary Examiner* — Zenia I Bennett

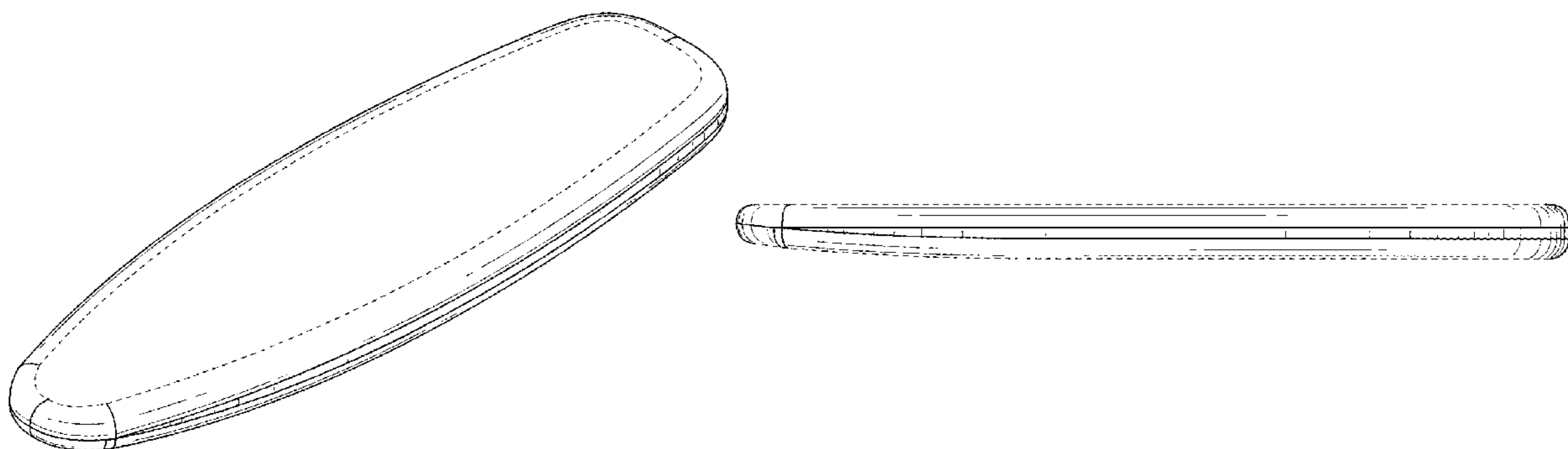
(57) **CLAIM**

The ornamental design for a multi-piece surfboard, as shown and described.

**DESCRIPTION**

FIG. 1 is a top perspective view of a multi-piece surfboard showing my new design;  
FIG. 2 is a bottom plan view thereof;  
FIG. 3 is a top plan view thereof;  
FIG. 4 is a front elevational view thereof;  
FIG. 5 is a rear elevational view thereof;  
FIG. 6 is a left side elevational view thereof; and,  
FIG. 7 is a right side elevational plan view thereof.  
The broken lines showing the multi-piece surfboard in FIGS. 1-7 are included for the purpose of showing environmental structure and form no part of the claimed design.

**1 Claim, 7 Drawing Sheets**



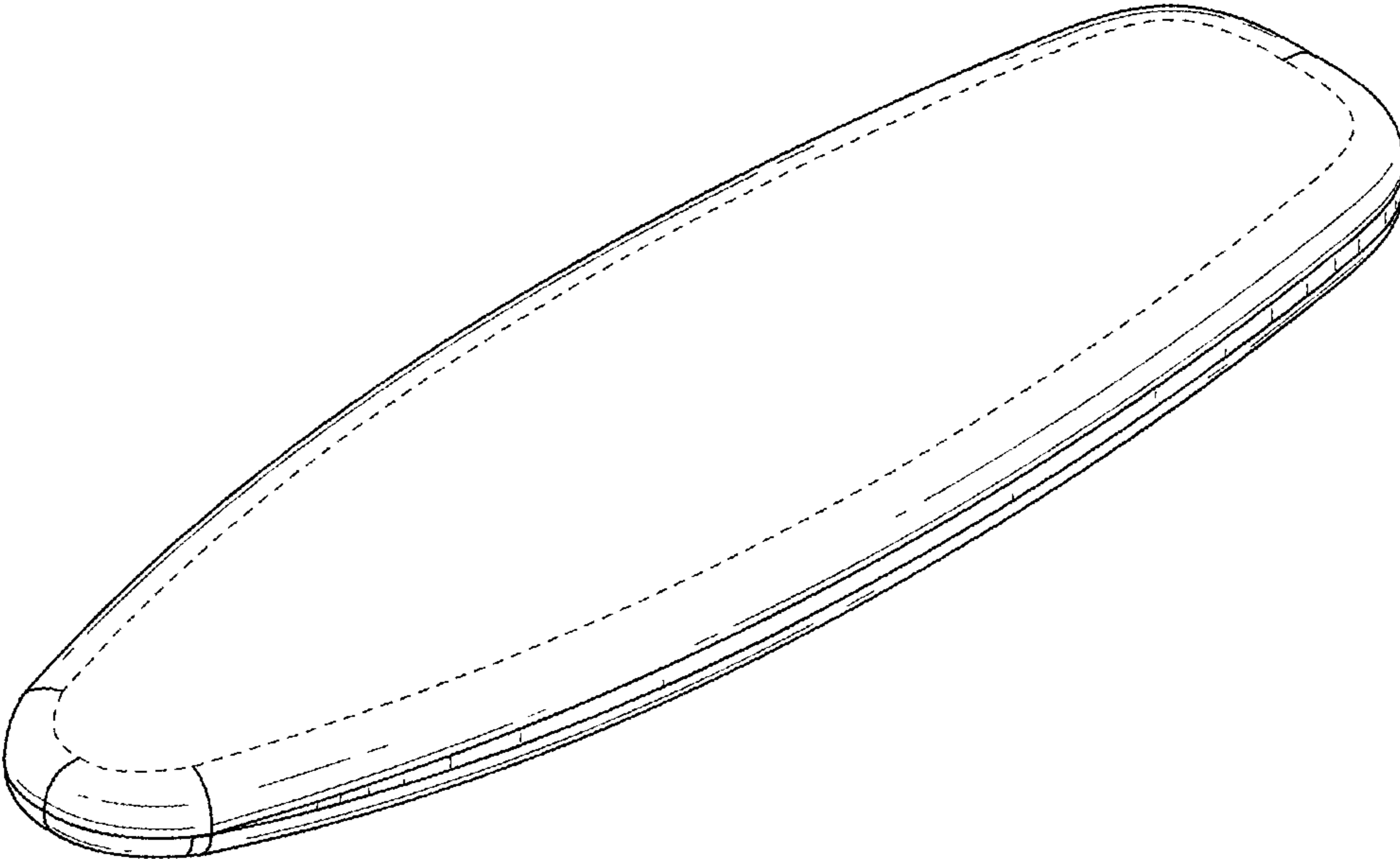


FIG.1

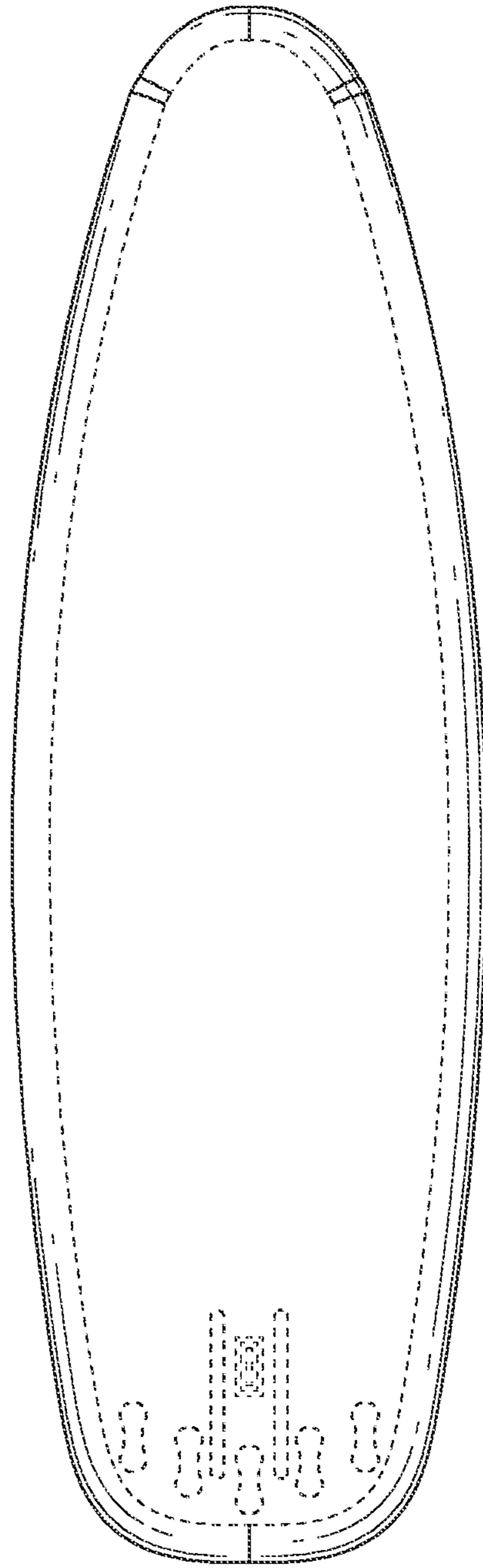


FIG.2

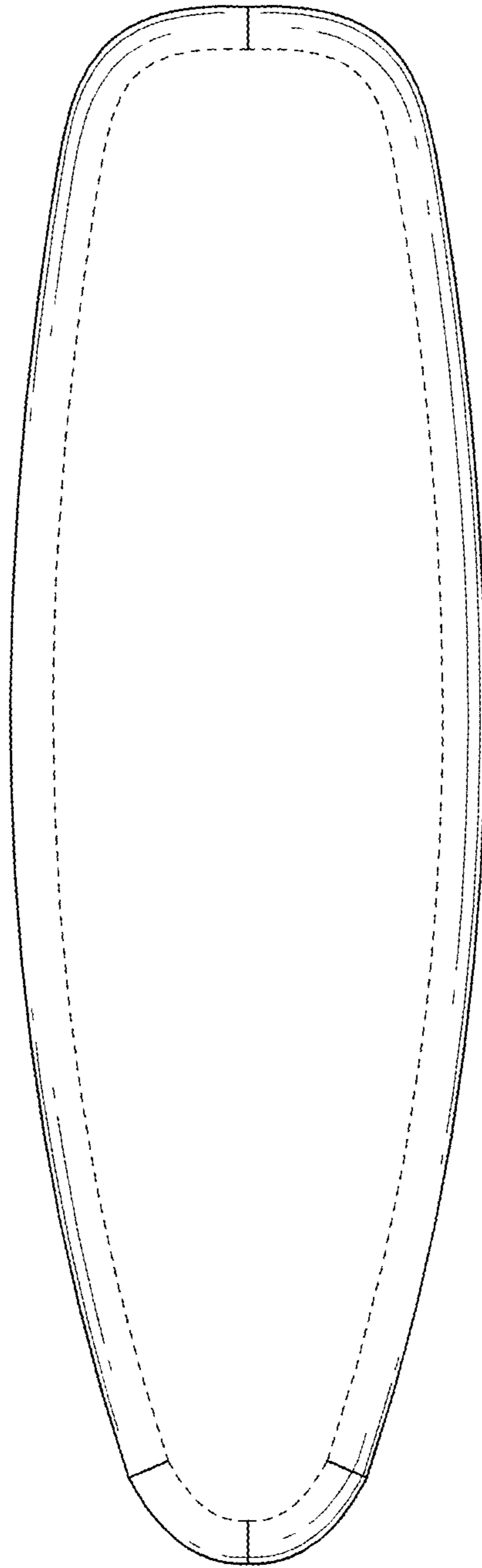


FIG.3

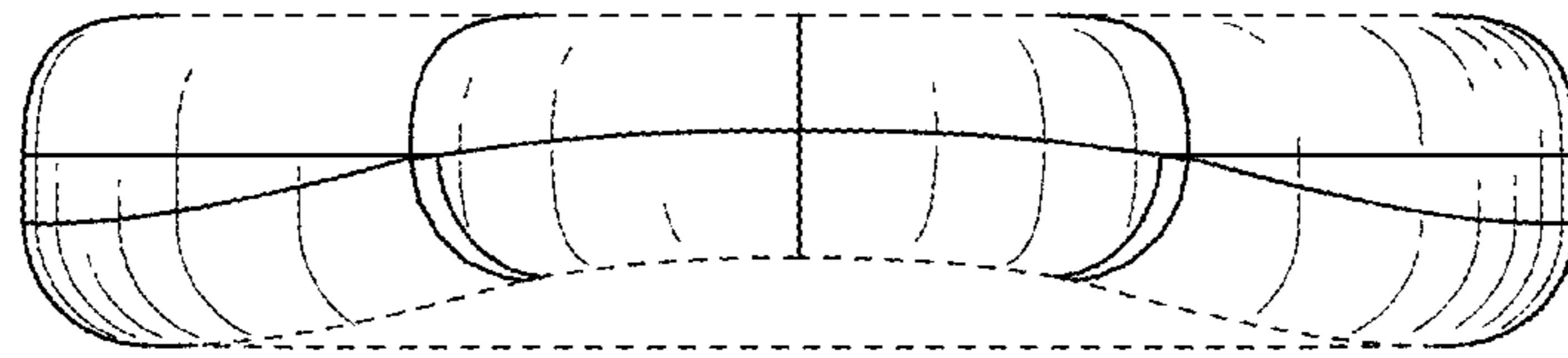


FIG.4

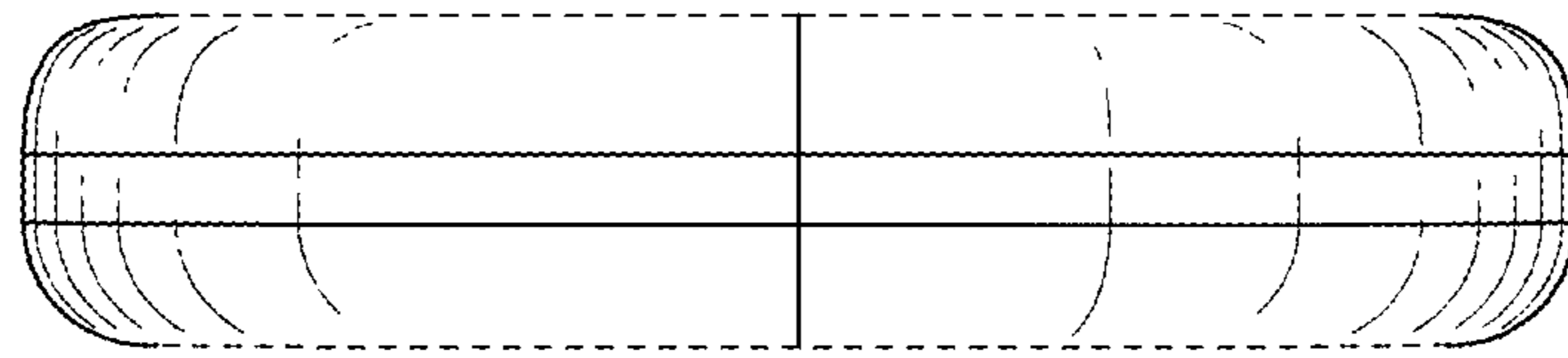


FIG.5

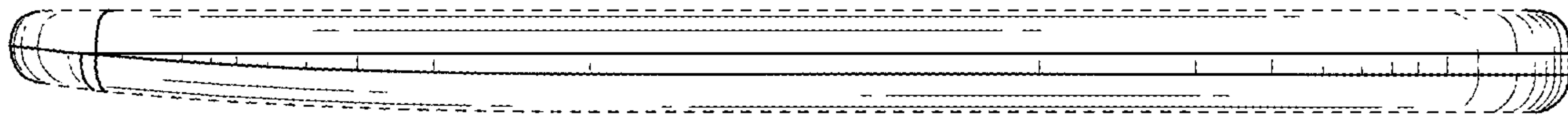


FIG.6

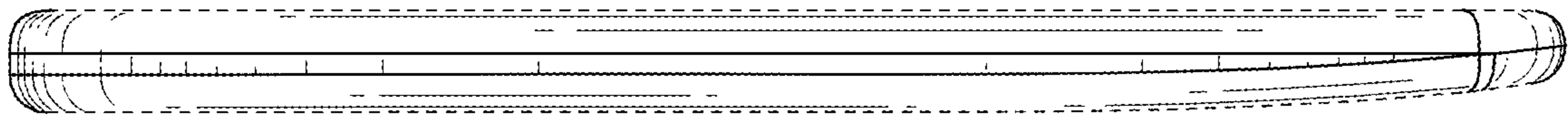


FIG.7