



US00D971351S

(12) **United States Design Patent**
Gu

(10) **Patent No.:** **US D971,351 S**

(45) **Date of Patent:** **** Nov. 29, 2022**

(54) **EXERCISING APPARATUS**

(71) Applicant: **Xiaohuan Gu**, Shenzhen (CN)

(72) Inventor: **Xiaohuan Gu**, Shenzhen (CN)

(**) Term: **15 Years**

(21) Appl. No.: **29/792,654**

(22) Filed: **Apr. 13, 2022**

(51) **LOC (13) Cl.** **21-02**

(52) **U.S. Cl.**
USPC **D21/694**

(58) **Field of Classification Search**
USPC D21/686-694
CPC A63B 23/0458; A63B 2208/0204; A63B 21/0004; A63B 21/0442; A63B 22/18; A63B 22/16; A63B 26/003; A63B 21/4025; A63B 21/02; A63B 21/4017; A63B 21/4029

See application file for complete search history.

(56) **References Cited**

U.S. PATENT DOCUMENTS

D378,386 S *	3/1997	Brubaker	D21/680
D572,776 S *	7/2008	Wells	D21/692
D844,079 S	3/2019	Ratajac		
D865,084 S *	10/2019	Croxton	A63B 21/4015 D21/679
D874,352 S *	2/2020	Mackenzie	D12/133
D910,124 S *	2/2021	Jaquish	D21/673
D914,113 S *	3/2021	Jaquish	A63B 21/0609 D21/679

11,000,447 B2 *	5/2021	Kokakis	A63B 21/4043
D925,670 S *	7/2021	Lee	A63B 21/0552 D21/691
D934,355 S *	10/2021	Behar	D21/679
D934,356 S *	10/2021	Behar	D21/679
D937,369 S *	11/2021	Jaquish	D21/679
D954,858 S *	6/2022	Karvandi	D21/673
D963,076 S *	9/2022	Castle	A63B 21/4015 D21/679

* cited by examiner

Primary Examiner — Katrina A Betton

(57) **CLAIM**

The ornamental design for an exercising apparatus, as shown and described.

DESCRIPTION

FIG. 1 is a front and top perspective view of an exercising apparatus, showing my new design;
 FIG. 2 is a rear and bottom perspective view thereof;
 FIG. 3 is a front elevation view thereof;
 FIG. 4 is a rear elevation view thereof;
 FIG. 5 is a left side elevation view thereof;
 FIG. 6 is a right side elevation view thereof;
 FIG. 7 is a top plan view thereof;
 FIG. 8 is a bottom plan view thereof;
 FIG. 9 is an enlarged view of a portion indicated with numeric 9 in FIG. 1; and,
 FIG. 10 is an exploded view thereof.

The dash dot dash lines in FIGS. 1 and 9 are for the purpose of depicting the boundary lines of the enlarged view and form no part of the claimed design.

1 Claim, 10 Drawing Sheets






FIG. 1

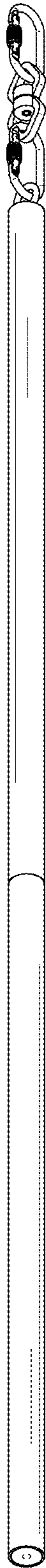


FIG. 2




FIG. 3




FIG. 4

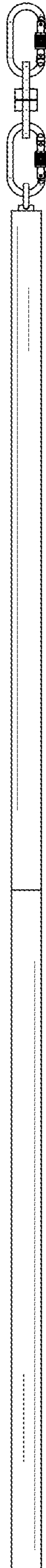


FIG. 5



FIG. 6



FIG. 7



FIG. 8

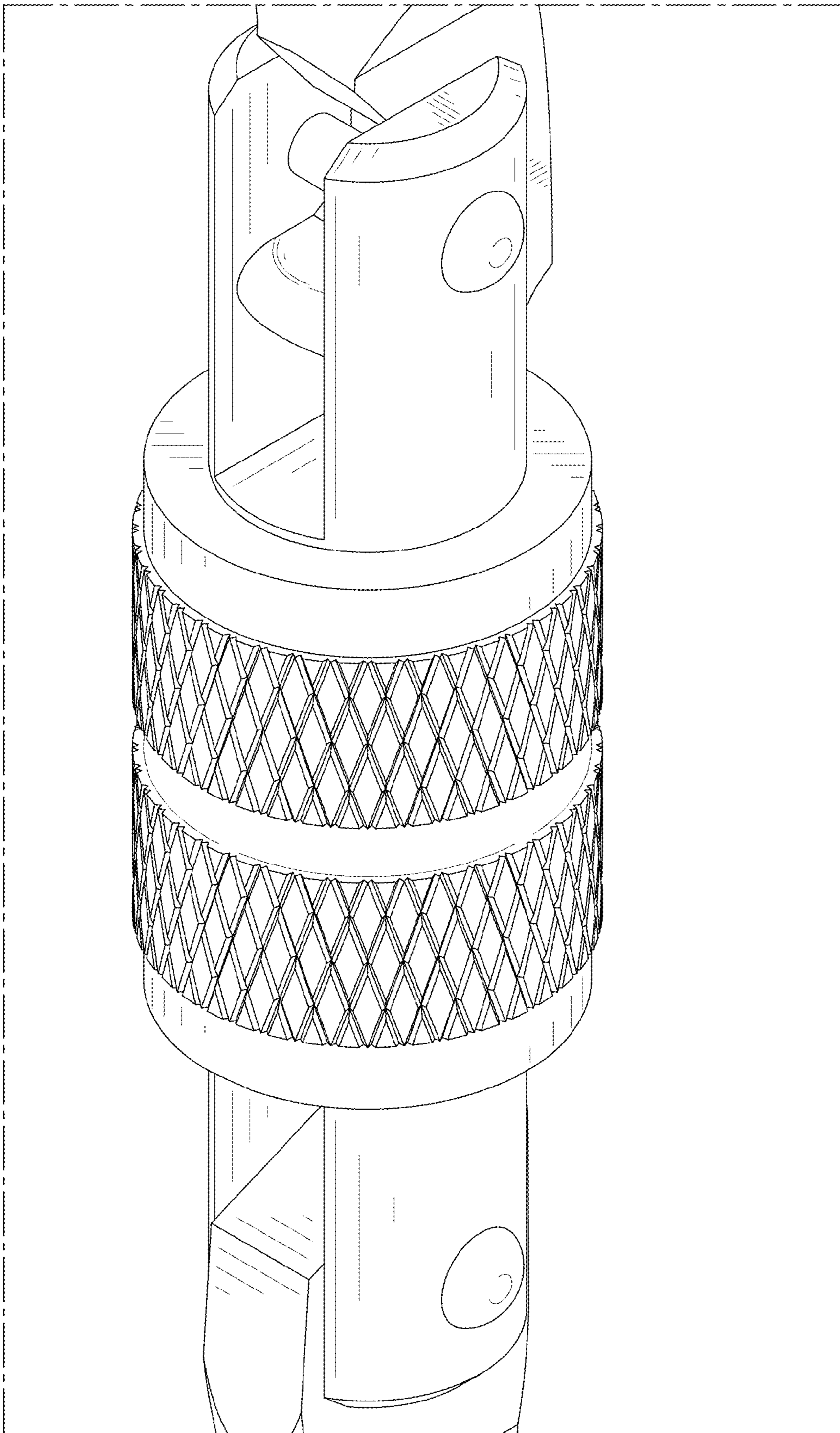


FIG. 9

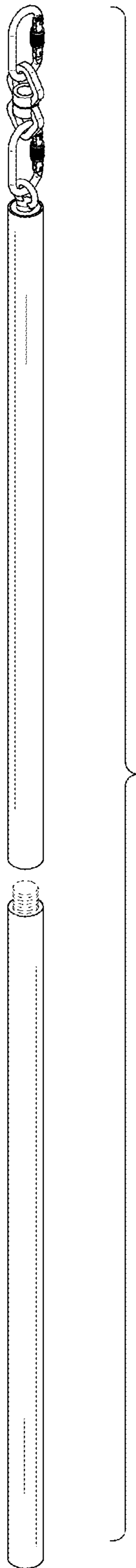


FIG. 10