



US00D971326S

(12) **United States Design Patent** (10) **Patent No.:** **US D971,326 S**
Radford et al. (45) **Date of Patent:** **** Nov. 29, 2022**

(54) **LABEL FOR MEDICAL SPECIMEN TRACKING**
(71) Applicant: **Radeas, LLC**, Wake Forest, NC (US)
(72) Inventors: **Philip Radford**, Wake Forest, NC (US); **Matthew Wright**, Wake Forest, NC (US)
(**) Term: **15 Years**
(21) Appl. No.: **29/764,474**
(22) Filed: **Dec. 30, 2020**
(51) **LOC (13) Cl.** **19-08**
(52) **U.S. Cl.**
USPC **D20/27**
(58) **Field of Classification Search**
USPC D9/434, 456, 457, 499, 550, 563, 713; D20/11, 12, 22, 23, 24, 25, 26, 27, 28, D20/31, 40, 99; D19/1, 2, 3, 4, 5, 6, 7, D19/8, 9, 10, 11, 12
CPC B65D 2203/02; B65D 81/3876; B65D 2543/00092; B65D 81/3879; B65D 81/3886; B42D 25/369; B42D 25/346; B42D 25/26; G09F 3/10; G09F 3/00; G09F 3/12; G09F 3/18; G09F 3/185; G09F 3/20; G09F 2003/0208; G09F 3/0288; Y10S 24/11; Y10S 206/813; Y10S 428/914; Y10S 220/903; Y10S 16/12; A47G 2021/008; A47G 23/0266; A47G 23/0216; A47G 23/04
See application file for complete search history.

D231,563 S * 4/1974 coy D20/23
4,563,024 A * 1/1986 Blyth B42D 25/425
385/115
6,217,078 B1 * 4/2001 Roth G09F 3/02
283/105
D458,642 S * 6/2002 Jackson D20/22
D504,159 S * 4/2005 Best D20/27
D515,134 S * 2/2006 Stewart, III D19/9
D565,111 S * 3/2008 Lau D19/65
D584,361 S * 1/2009 Davies D20/27
D597,608 S * 8/2009 Langan D20/27
D624,595 S * 9/2010 Langan D20/27
D669,932 S * 10/2012 Allen D19/10
D802,144 S * 11/2017 Onouchi D24/178
D808,463 S * 1/2018 Easton D20/27
9,907,374 B2 * 3/2018 Canaday A45C 11/182
(Continued)

OTHER PUBLICATIONS

Pathology label, posted at amazon.com, posted on Apr. 1, 2019, site visited Apr. 20, 2022. online, available from internet: <https://www.amazon.com/UAL-Pathology-Labels-2-1/dp/B07Q832PVZ> (Year: 2019).*

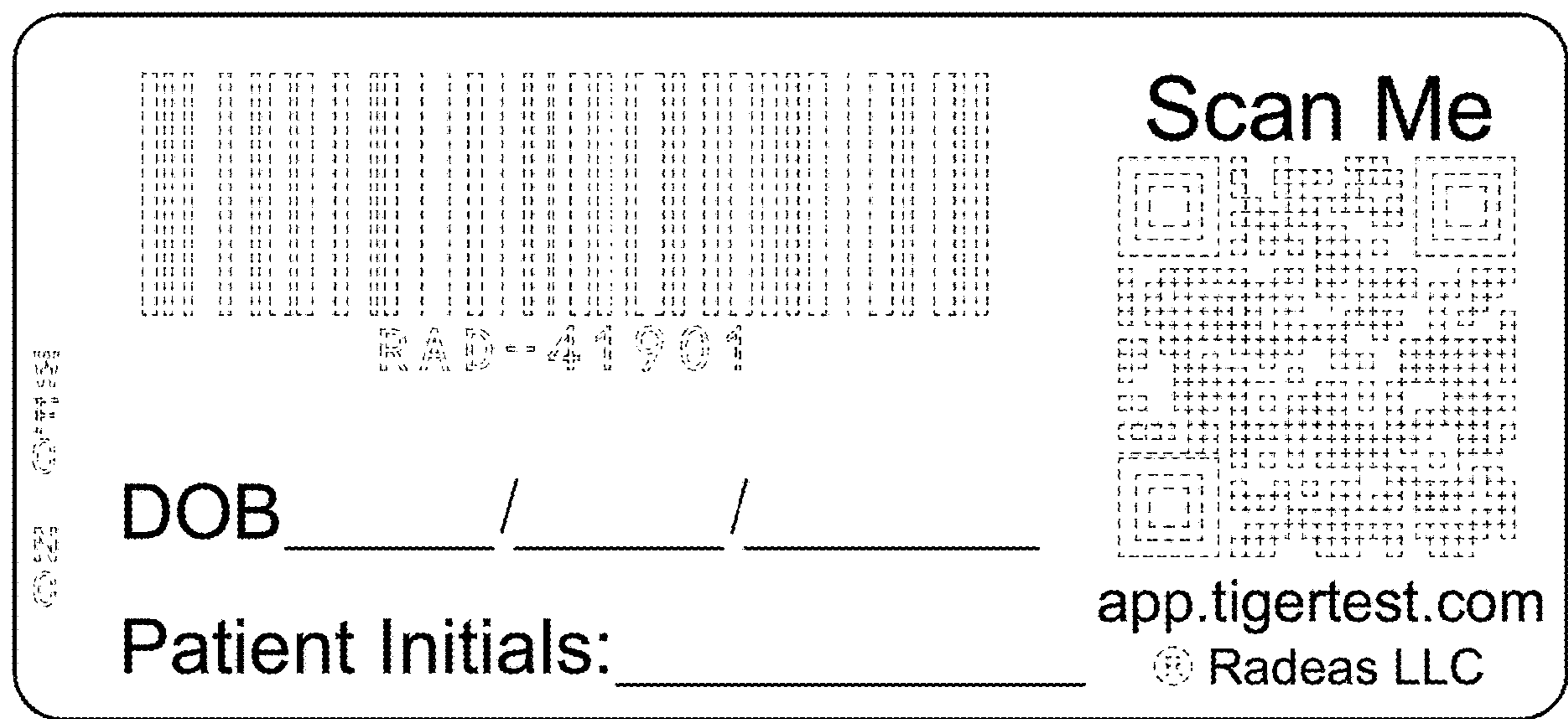
Primary Examiner — Catherine Ho
(74) *Attorney, Agent, or Firm* — Michael Best & Friedrich LLP

(57) **CLAIM**
The ornamental design for a label for medical specimen tracking, as shown and described.

DESCRIPTION

FIG. 1 is a front view of the first embodiment of a label for medical specimen tracking, showing our new design; and, FIG. 2 is a front view of the second embodiment of a label for medical specimen tracking. The dashed lines of the figure drawings are included to show portions of the article that form no part of the claimed design.

1 Claim, 2 Drawing Sheets





(56)


References Cited

U.S. PATENT DOCUMENTS

2005/0188573 A1* 9/2005 Taylor G09F 3/207
40/618
2008/0067802 A1* 3/2008 Bell G09F 3/10
283/81

* cited by examiner

Scan Me
app.tigertest.com
 Radeas LLC

DOB _____ / _____ / _____

Patient Initials: _____

FIG. 1

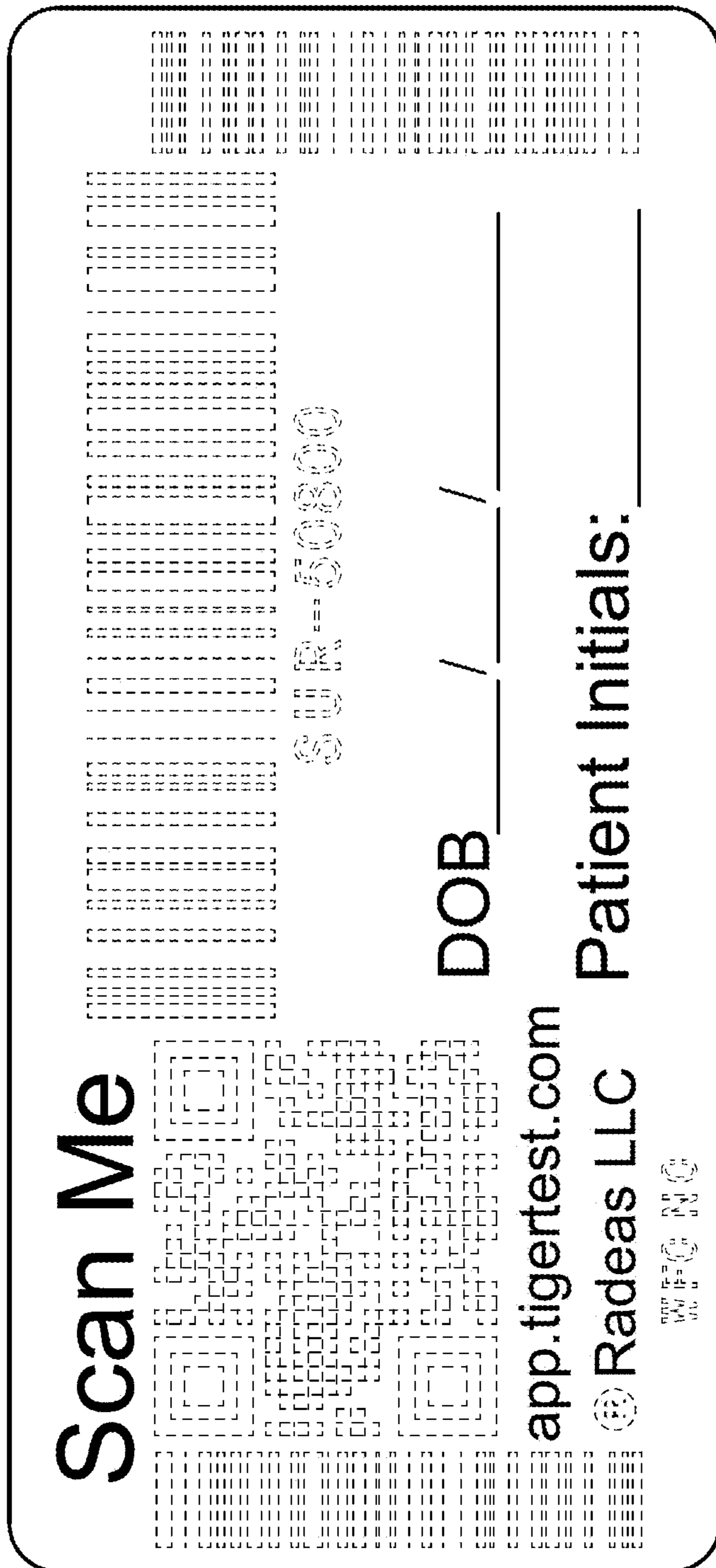


FIG. 2