



US00D971310S

(12) **United States Design Patent**
Fenwick

(10) **Patent No.:** **US D971,310 S**

(45) **Date of Patent:** **** Nov. 29, 2022**

(54) **DRUMSTICK**

(71) Applicant: **Travis A. Fenwick**, Winchester, KY
(US)

(72) Inventor: **Travis A. Fenwick**, Winchester, KY
(US)

(73) Assignee: **Bongo Peckers, LLC**, Cramerton, NC
(US)

(**) Term: **15 Years**

(21) Appl. No.: **29/753,841**

(22) Filed: **Oct. 2, 2020**

(51) **LOC (13) Cl.** **17-04**

(52) **U.S. Cl.**
USPC **D17/22**

(58) **Field of Classification Search**
USPC D17/22, 99; D21/405
CPC G10D 13/00; G10D 13/01; G10D 13/02;
G10D 13/03; G10D 13/10; G10D 13/11;
G10D 13/12; G10D 99/00
See application file for complete search history.

(56) **References Cited**

U.S. PATENT DOCUMENTS

D362,864 S *	10/1995	Berardi	84/422.4
D464,367 S *	10/2002	Conrad	D21/400
7,375,271 B1 *	5/2008	Zelinsky	G10D 13/12 84/422.4
D734,809 S *	7/2015	Massimo	D17/22
D891,512 S *	7/2020	Chang	D17/99

OTHER PUBLICATIONS

Pinterest, <https://www.pinterest.com/pin/57491332716063781/>. "Pearl Drum Kit". Date Unknown: Viewed Apr. 2022 (Year: 2022).*

Amazon.com. <https://www.amazon.com/Drummersleash-Drumstick-Accessory-Spin-Twirl/dp/B00FO7NZ1K>. "Drummersleash—Drumstick Accessory". Oct. 6, 2013 (Year: 2013).*

* cited by examiner

Primary Examiner — R. Johnson

(74) *Attorney, Agent, or Firm* — Whittaker Law Firm;
Malcolm E. Whittaker

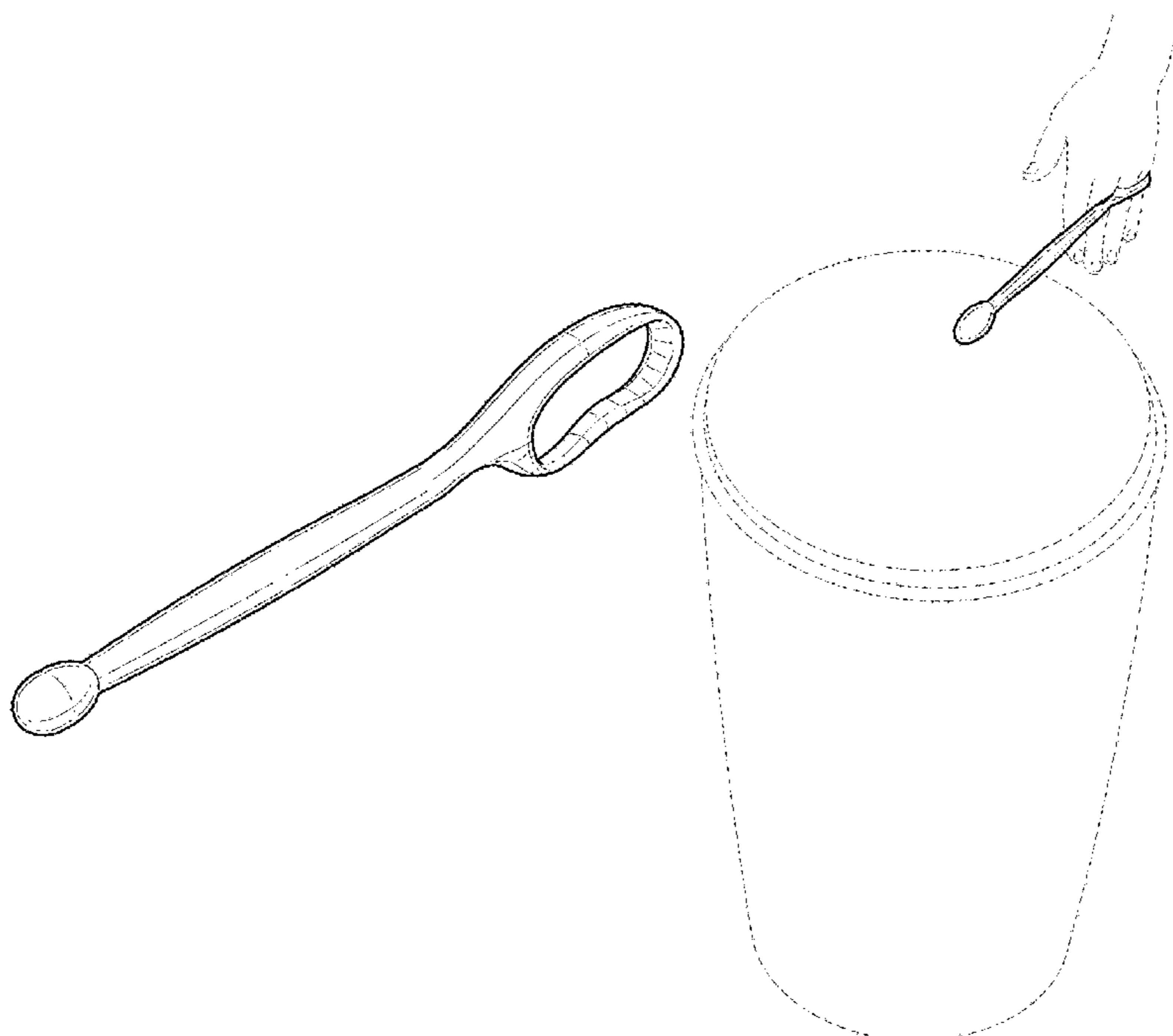
(57) **CLAIM**

The ornamental design for a drumstick, as shown and described.

DESCRIPTION

FIG. 1 is a perspective view of a drumstick, showing the first embodiment of my new design;
FIG. 2 is a right side view thereof;
FIG. 3 is a left side view thereof;
FIG. 4 is a top view thereof;
FIG. 5 is a bottom view thereof;
FIG. 6 is a front view thereof;
FIG. 7 is a back view thereof;
FIG. 8 is a perspective view of a drumstick, showing the second embodiment of my new design;
FIG. 9 is a right side view thereof;
FIG. 10 is a left side view thereof;
FIG. 11 is a top view thereof;
FIG. 12 is a bottom view thereof;
FIG. 13 is a front view thereof;
FIG. 14 is a back view thereof; and,
FIG. 15 is a perspective view thereof, showing the drumstick in use.

1 Claim, 5 Drawing Sheets



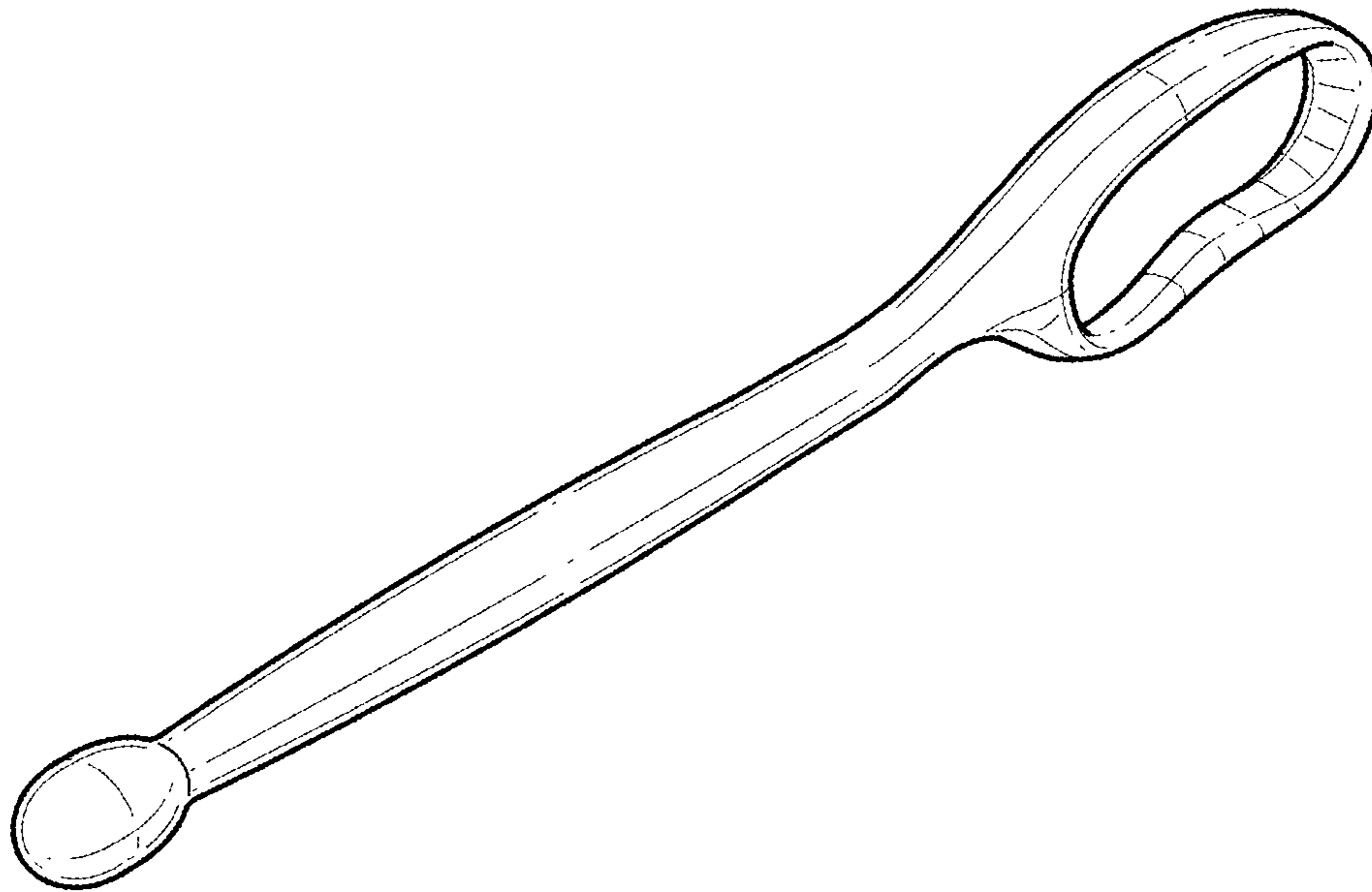


FIG. 1

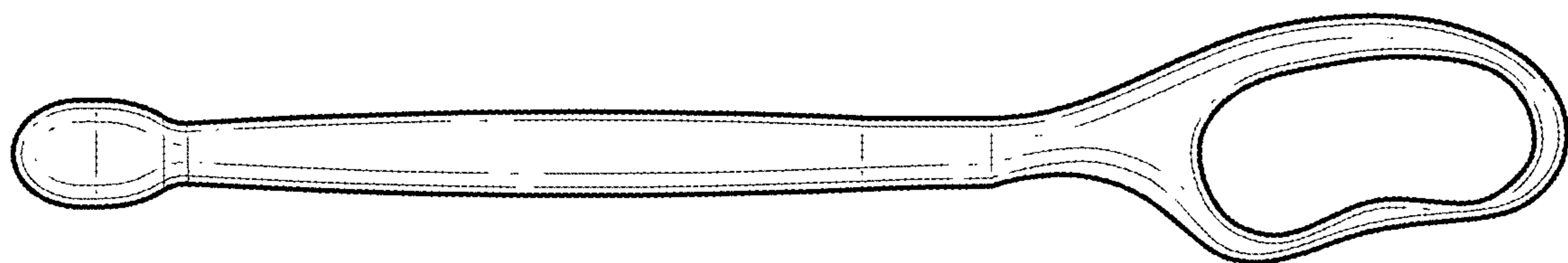


FIG. 2

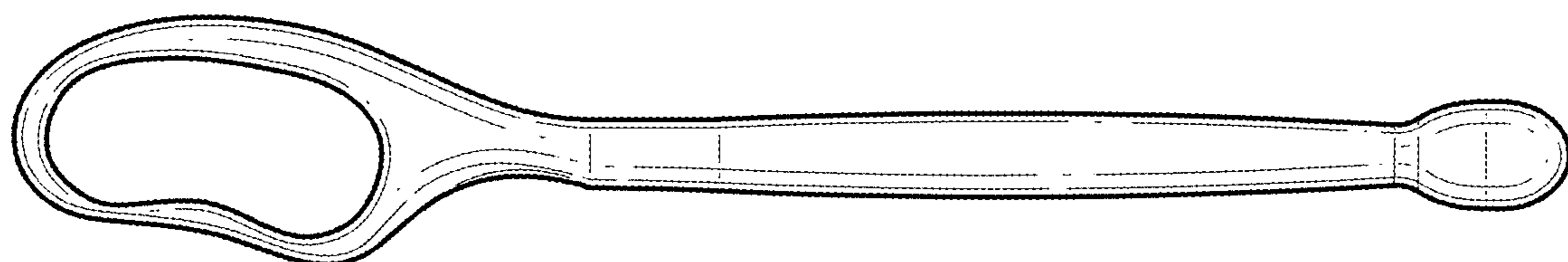


FIG. 3




FIG. 4




FIG. 5

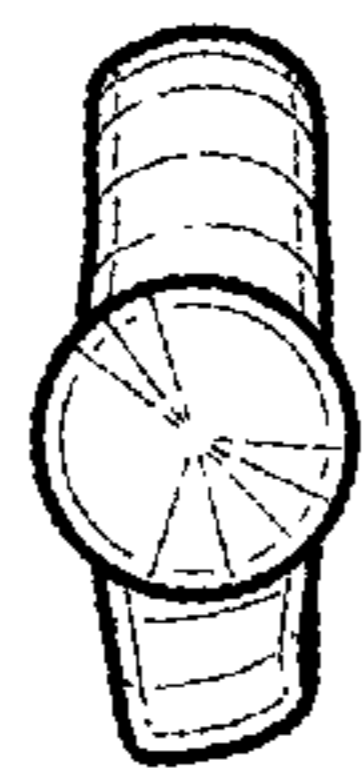


FIG. 6

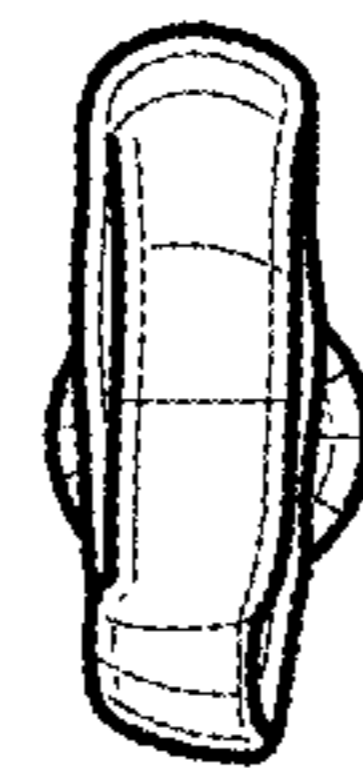


FIG. 7

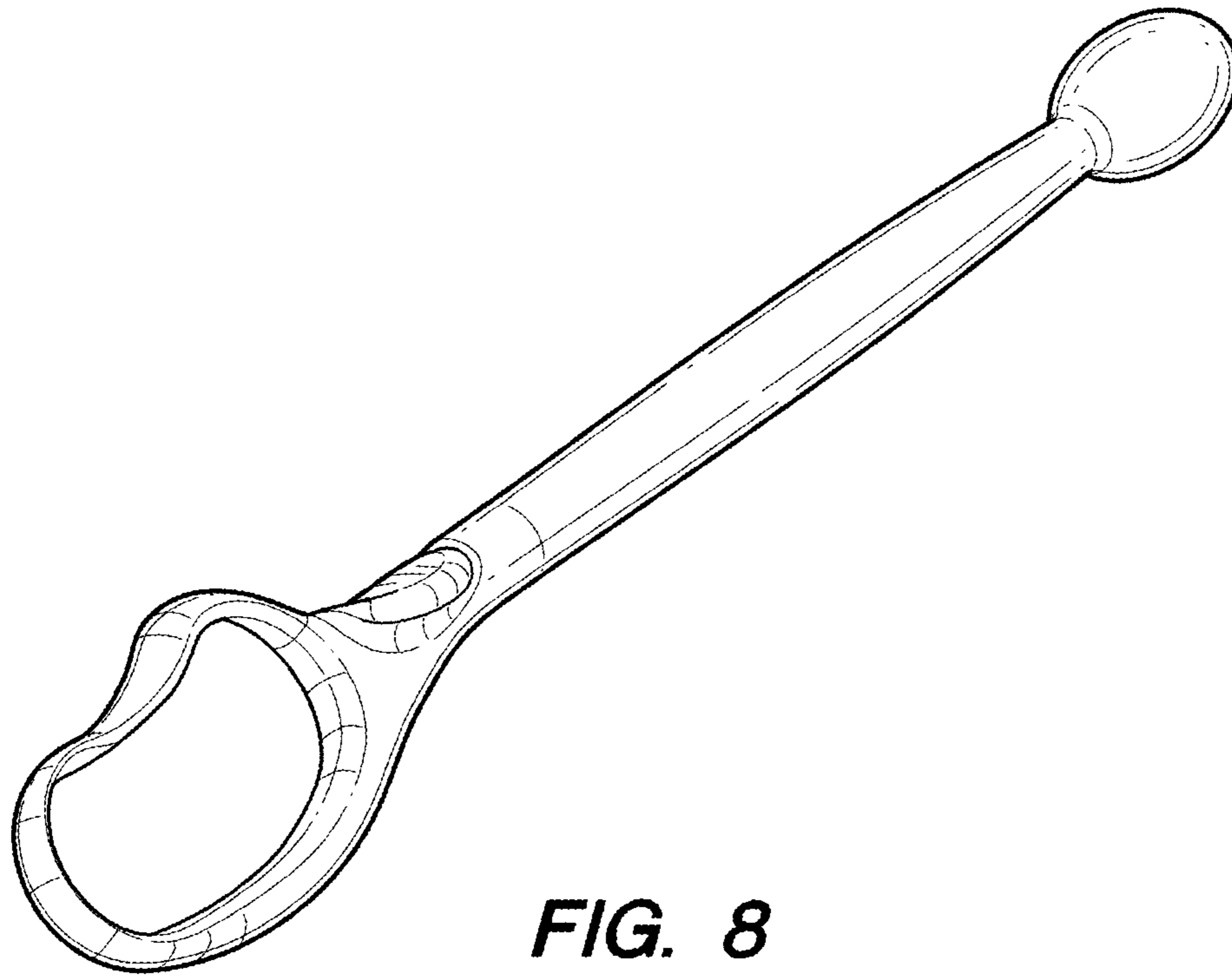


FIG. 8

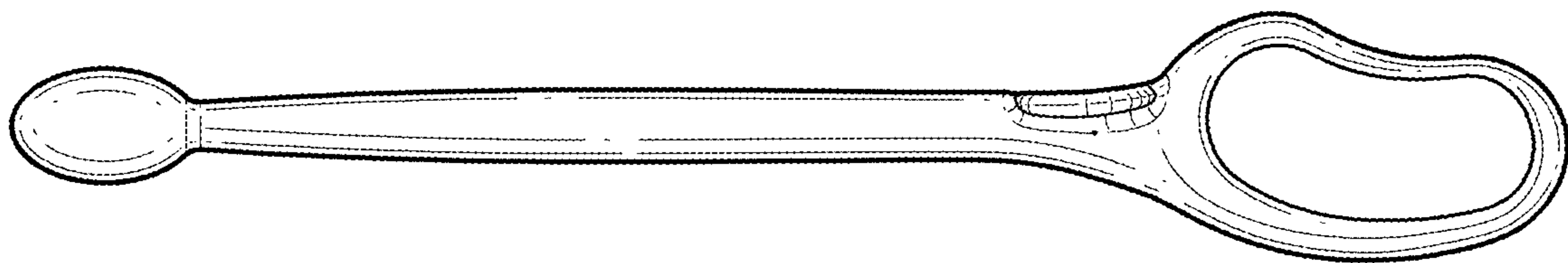


FIG. 9

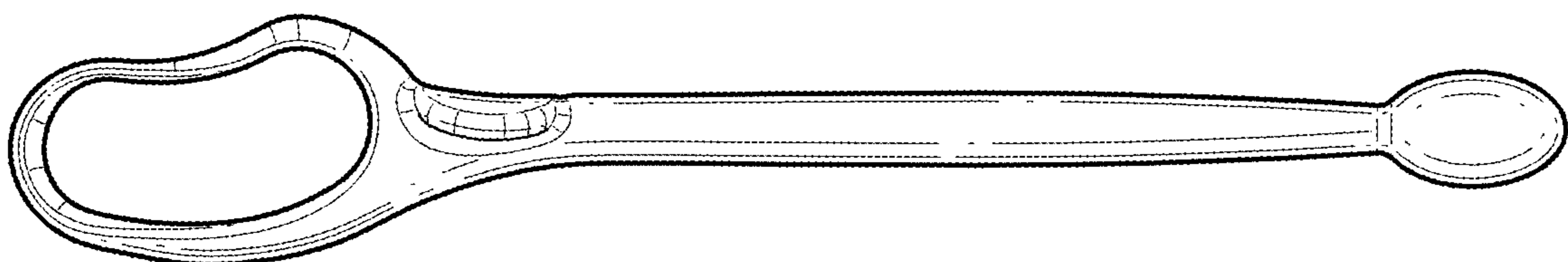


FIG. 10

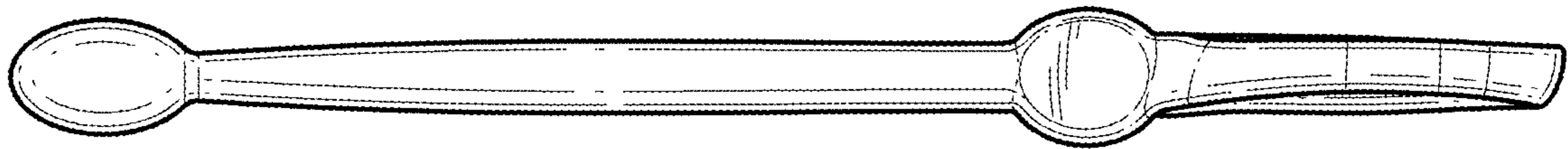


FIG. 11




FIG. 12

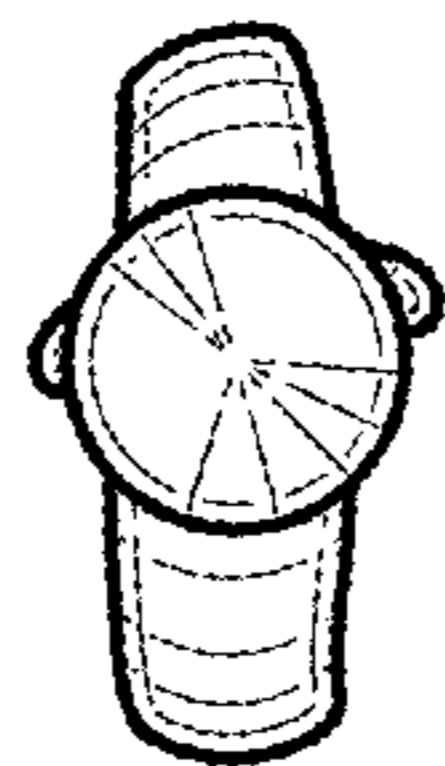


FIG. 13

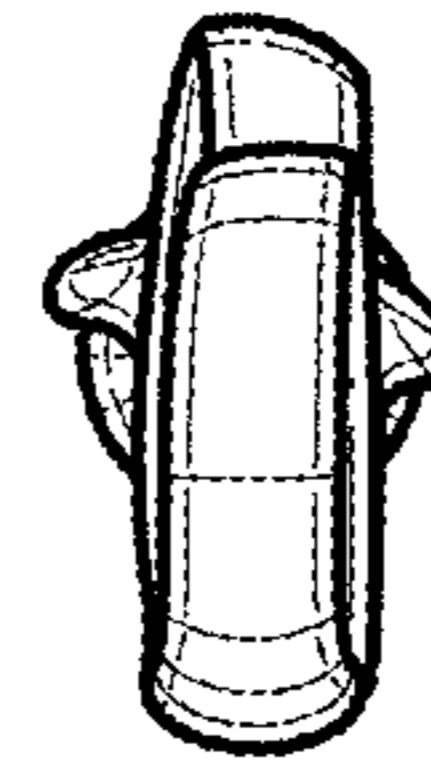


FIG. 14

FIG. 15

