

US00D971266S

(12) **United States Design Patent** (10) **Patent No.:** **US D971,266 S**
Solana et al. (45) **Date of Patent:** **** Nov. 29, 2022**

(54) **PUMP HOUSING FOR PNEUMATIC COMPRESSION DEVICE**

FOREIGN PATENT DOCUMENTS

(71) Applicant: **Therabody, Inc.**, Los Angeles, CA (US)

EP 349494947 A1 6/2019
KR 101837120 B1 3/2018

(72) Inventors: **Jaime Sanchez Solana**, Los Angeles, CA (US); **Brian Carberry**, Beverly Hills, CA (US); **Brian Zeng**, Dongguan (CN); **Washington Alexander Silva Garces**, Los Angeles, CA (US); **William Webb**, San Francisco, CA (US); **Patrick Tufts**, San Francisco, CA (US); **Cale Kaufman**, Oakland, CA (US)

OTHER PUBLICATIONS

TheraGun Store, Therabody RecoveryAir JetBoots, (first available Jan. 23, 2022), Amazon.com, URL:<<https://www.amazon.com/Therabody-RecoveryAir-JetBoots-Compression-Circulation/dp/B09QVQTQ9G>> (Year: 2022).*

(Continued)

(73) Assignee: **Therabody, Inc.**, Los Angeles, CA (US)

Primary Examiner — Calvin E Vansant

(**) Term: **15 Years**

Assistant Examiner — Mark T. Philipps

(21) Appl. No.: **29/821,804**

(74) *Attorney, Agent, or Firm* — Sterne, Kessler, Goldstein & Fox P.L.L.C.

(22) Filed: **Jan. 3, 2022**

(51) **LOC (13) Cl.** **15-02**

(57) **CLAIM**

(52) **U.S. Cl.**
USPC **D15/7; D24/200**

The ornamental design for a pump housing for pneumatic compression device, as shown and described.

(58) **Field of Classification Search**
USPC D15/7-9; D14/163, 165, 172, 203.3, D14/203.6, 209.1, 214, 221, 497, 499, D14/509, 510; D24/168, 186, 213, 217, D24/218, 233, 200; D23/225, 231, 232, D23/366, 356; D13/107
CPC F04B 53/14; F04B 53/92; F04B 33/00; F04B 33/005; F04B 1/005; F04D 13/06; F04D 29/22; F04D 29/046; F04D 29/2266; F16K 11/048; F16K 15/20; F16K 31/602; F16L 37/18; F16L 37/20; A61H 1/006; A61H 1/00; A61H 9/0078
See application file for complete search history.

DESCRIPTION

FIG. 1 is a top perspective view of a pump housing for pneumatic compression device, showing our new design; FIG. 2 is a front elevational view thereof; FIG. 3 is a rear elevational view thereof; FIG. 4 is a right elevational view thereof; FIG. 5 is a left elevational view thereof; FIG. 6 is a top plan view thereof; and, FIG. 7 is a bottom plan view thereof.

The broken lines in the figures show portions of the pump housing for pneumatic compression device that form no part of the claimed design.

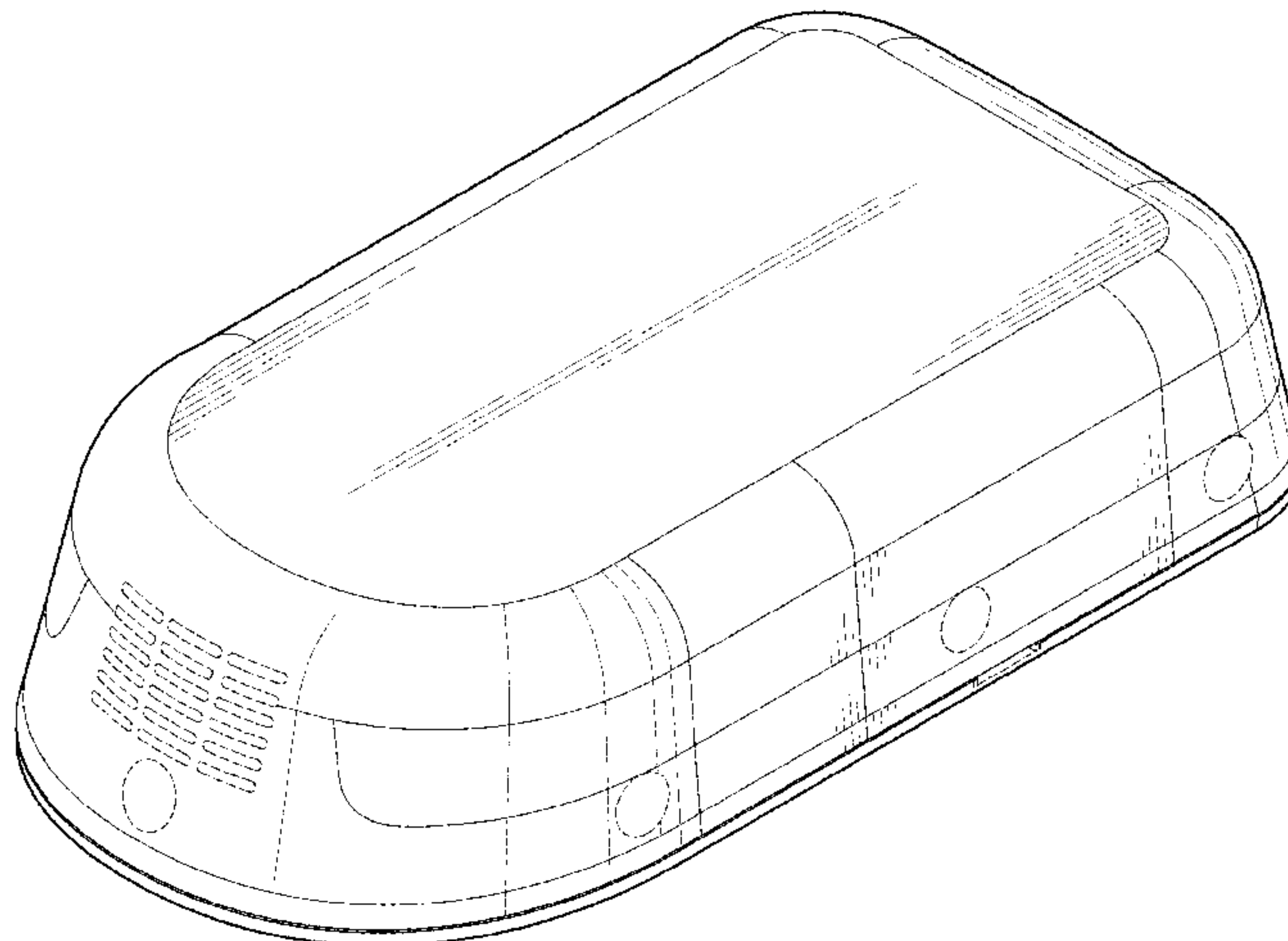
(56) **References Cited**

U.S. PATENT DOCUMENTS

D307,806 S * 5/1990 Byar D26/37
D319,339 S 8/1991 Stringham
D350,398 S * 9/1994 Campbell D24/217

(Continued)

1 Claim, 6 Drawing Sheets



(56)

References Cited

U.S. PATENT DOCUMENTS

5,569,173 A 10/1996 Varn
 D531,645 S * 11/2006 Wise D15/9
 D589,533 S * 3/2009 Anderson D15/8
 D608,343 S * 1/2010 Skurdal D14/204
 D614,587 S * 4/2010 Yodfat D13/168
 7,717,869 B2 5/2010 Eischen
 8,251,936 B2 8/2012 Fout
 D740,929 S * 10/2015 Pipe D24/108
 9,610,186 B2 4/2017 Jones
 9,642,414 B2 5/2017 Lindsay
 D791,306 S * 7/2017 Clemente D24/111
 D837,388 S * 1/2019 DaCosta D24/186
 D853,583 S * 7/2019 Pizzochero D24/138
 D854,695 S * 7/2019 Patil D24/186
 10,368,609 B2 8/2019 Ma
 D886,986 S * 6/2020 Clemente D24/111
 D893,740 S * 8/2020 Lv D24/217
 D896,979 S * 9/2020 Schumaier D24/217
 10,939,723 B2 3/2021 Walborn
 D917,704 S * 4/2021 Al-Ali D24/186
 D921,905 S * 6/2021 Castanet D24/185

D924,390 S * 7/2021 Kolenda D24/111
 D929,566 S * 8/2021 Wu D24/110
 D929,879 S * 9/2021 Paschke D10/70
 D936,579 S * 11/2021 Wang D24/217
 D941,489 S * 1/2022 Lu D24/217
 D946,749 S * 3/2022 Smith D24/111
 D952,179 S * 5/2022 Gil D24/217
 2019/0208855 A1 7/2019 Raia
 2020/0046070 A1 2/2020 Henrichot
 2021/0244128 A1 8/2021 Costa
 2021/0259361 A1 8/2021 Weast

OTHER PUBLICATIONS

Therabody, RecoveryAir JetBoots, (site visited May 18, 2022),
 Therabody website, URL:<<https://www.therabody.com/us/en-us/recoveryair-jetboots.html>> (Year: 2022).
 NY Post, "Shop the new Therabody Recovery Air wireless compression boots now", (posted Feb. 16, 2022), NYPost.com, URL:<<https://nypost.com/2022/02/16/try-the-new-therabody-recoveryair-wireless-compression-boots/>> (Year: 2022).*

* cited by examiner

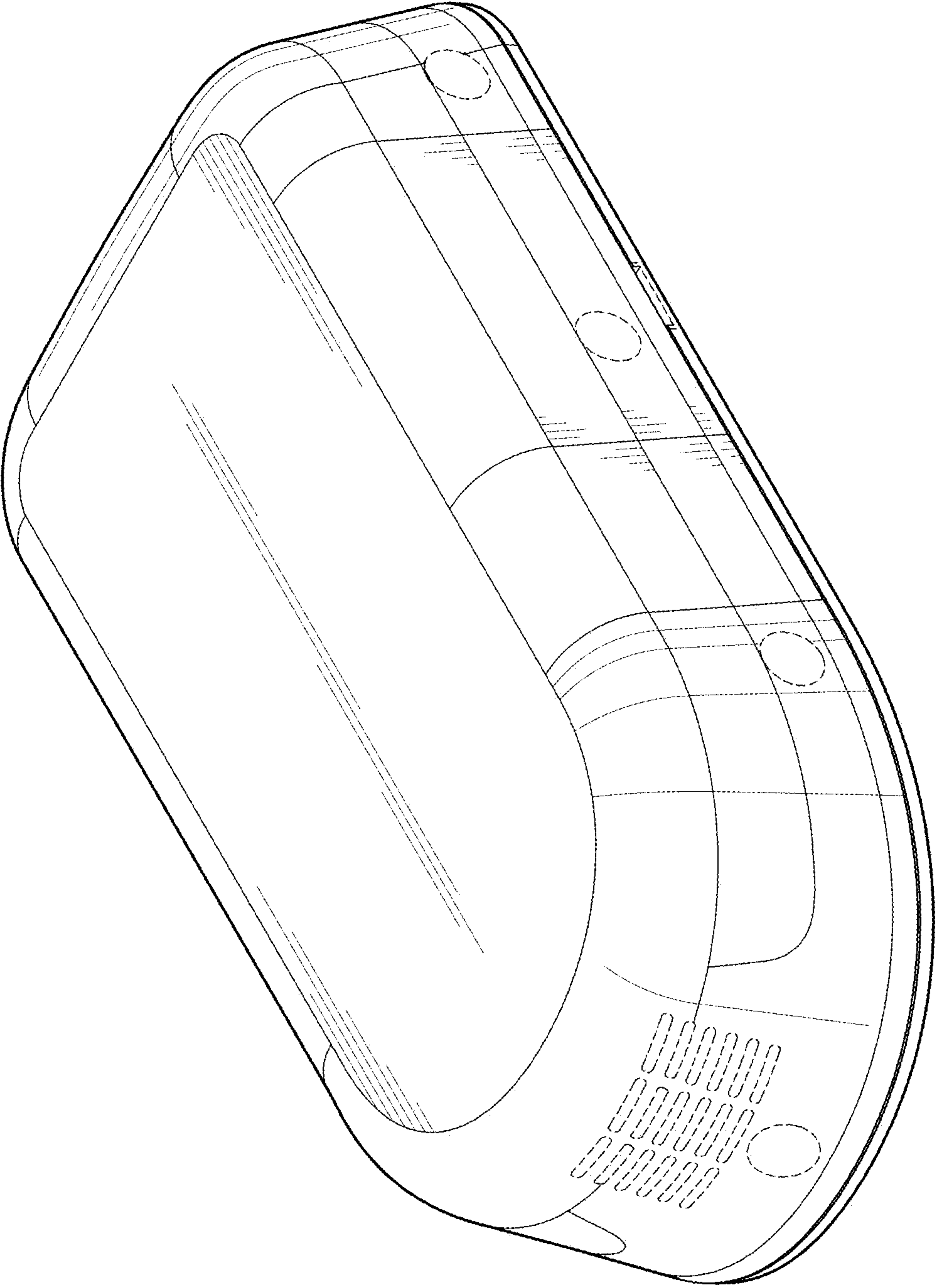


FIG. 1

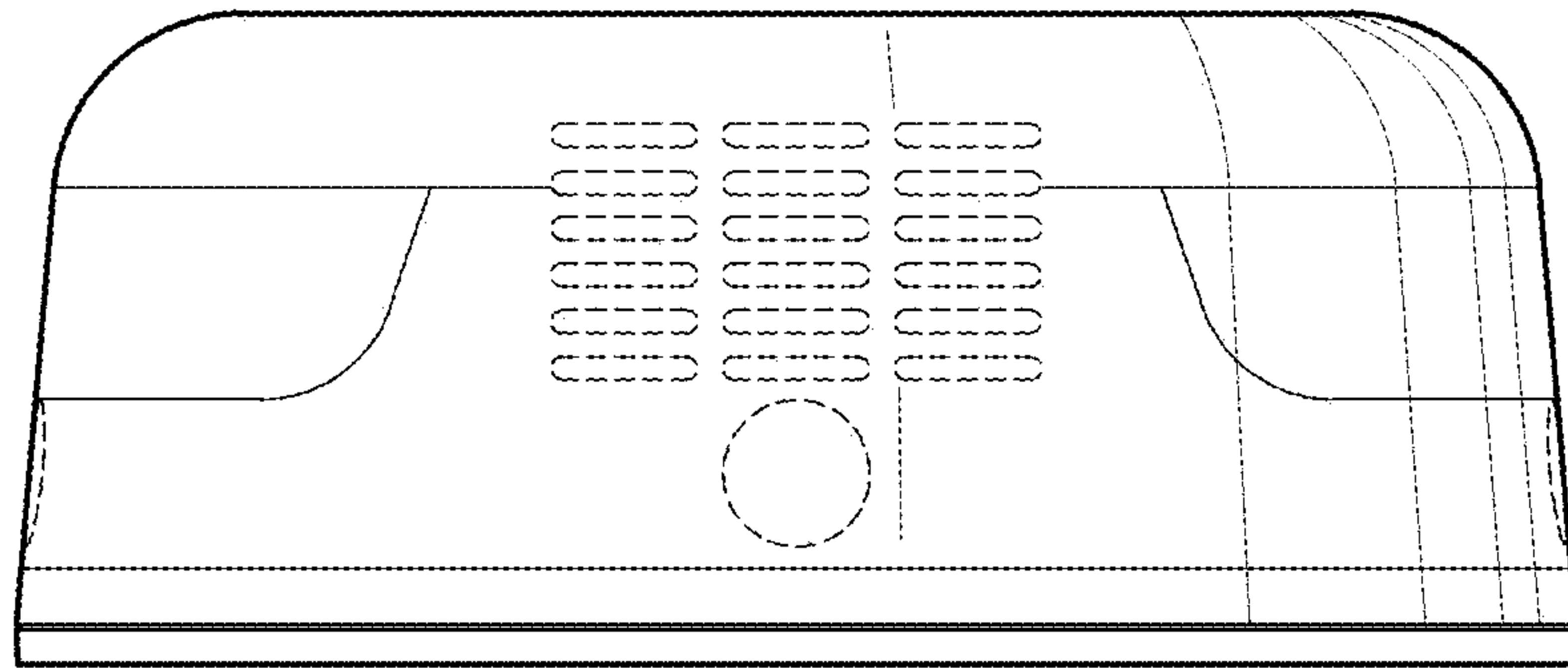


FIG. 2

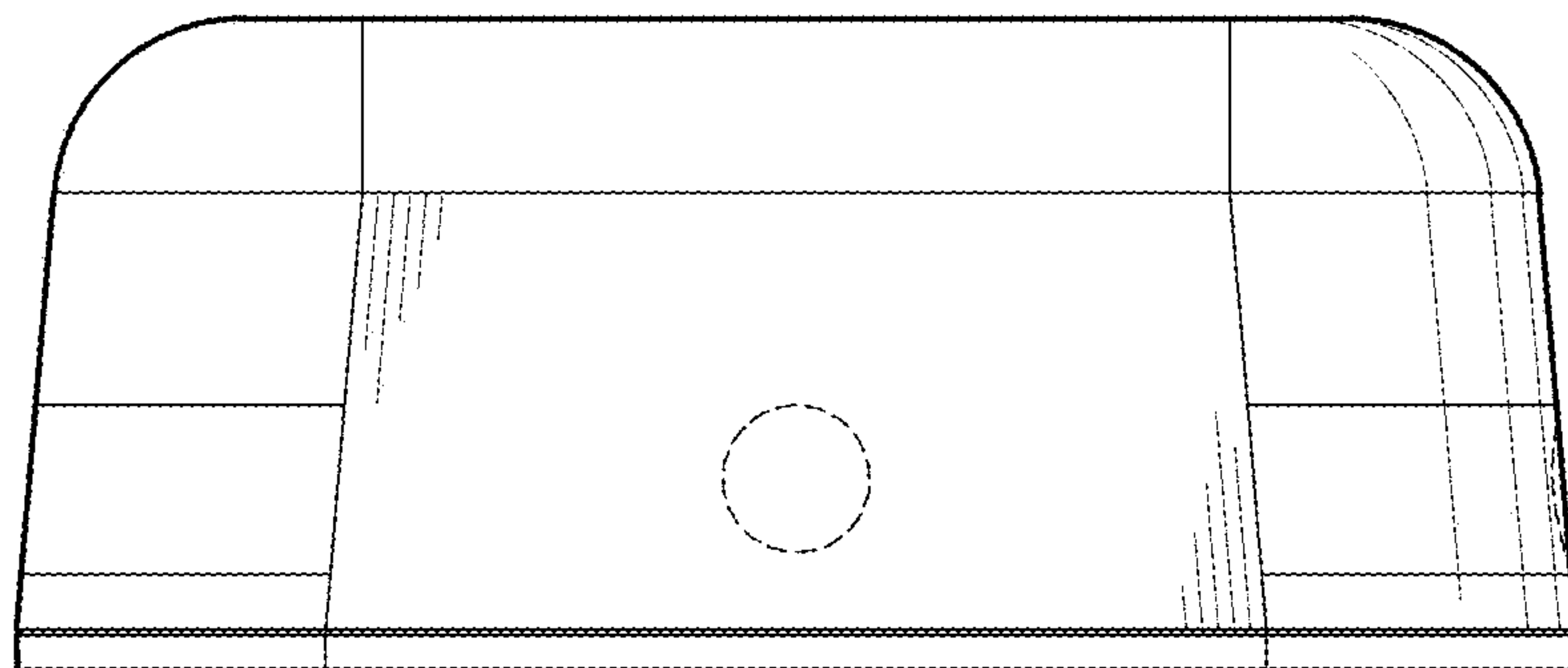


FIG. 3

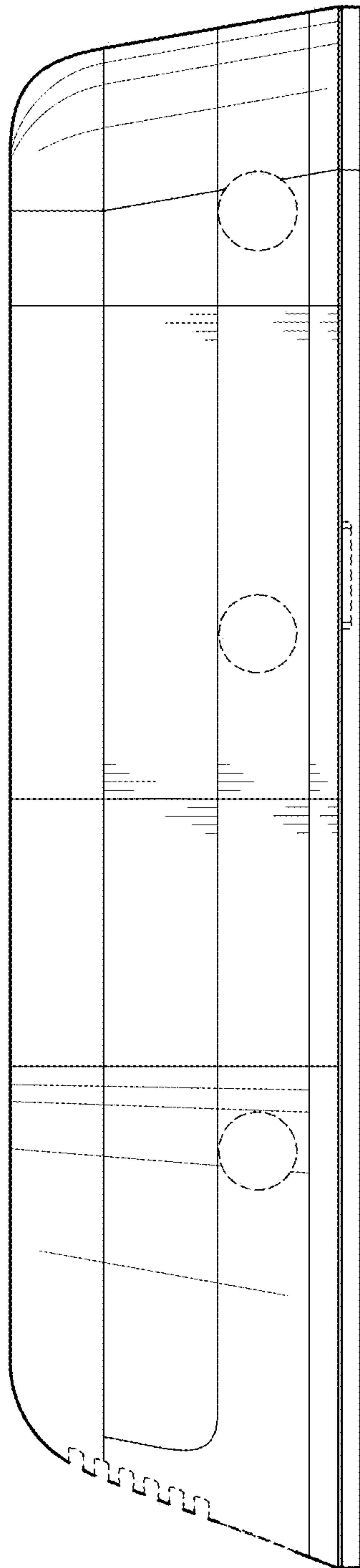


FIG. 4

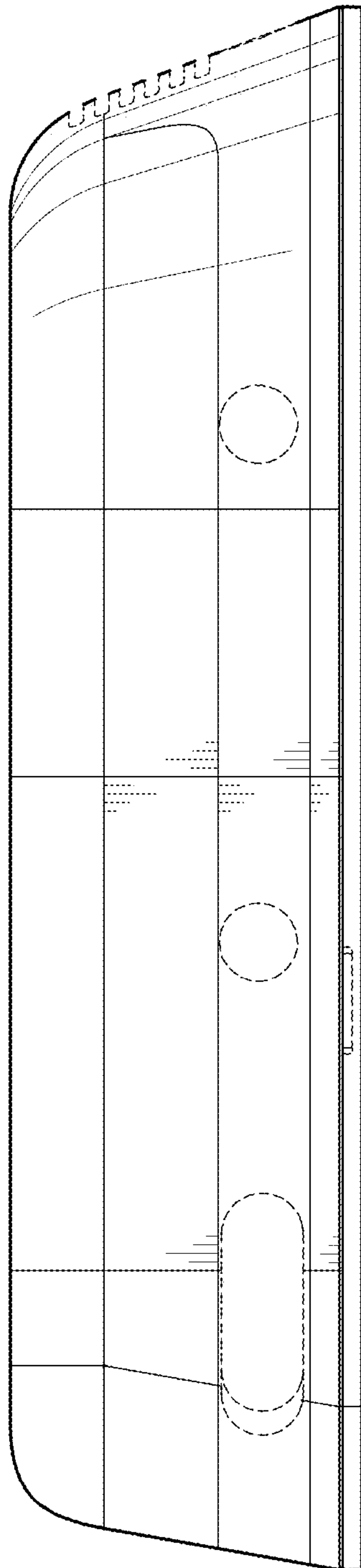


FIG. 5

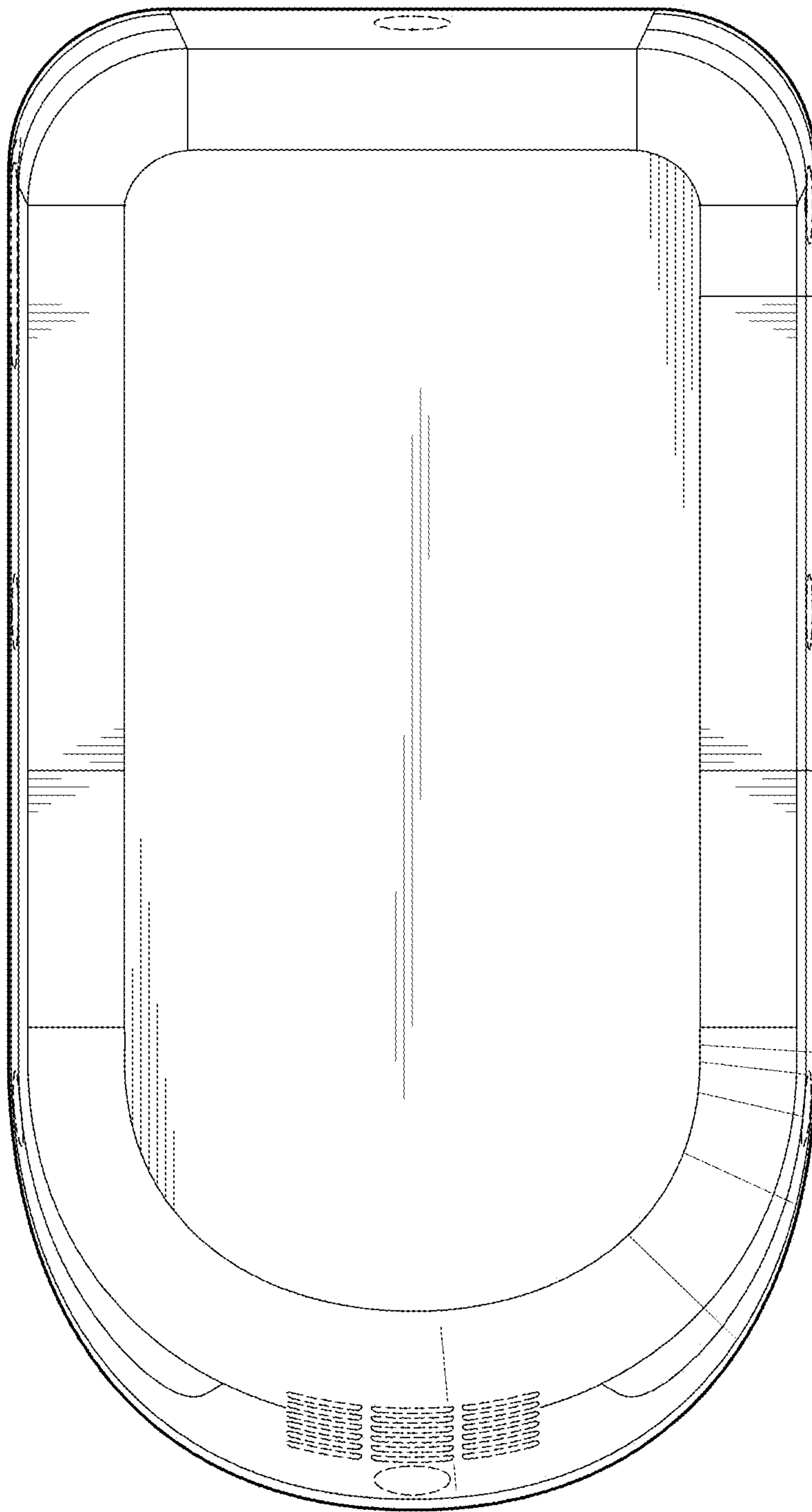


FIG. 6




FIG. 7