



US00D971223S

(12) **United States Design Patent** (10) **Patent No.:** **US D971,223 S**  
**Deng** (45) **Date of Patent:** **\*\* Nov. 29, 2022**

(54) **TABLET PILLOW STAND**  
(71) Applicant: **Shenzhen Lamiku Technology CO., LTD.**, Shenzhen (CN)  
(72) Inventor: **Xiaoming Deng**, Shenzhen (CN)  
(73) Assignee: **Shenzhen Lamiku Technology CO., LTD.**, Shenzhen (CN)  
(\*\*) Term: **15 Years**  
(21) Appl. No.: **29/797,599**  
(22) Filed: **Jul. 1, 2021**  
(51) **LOC (13) Cl.** ..... **14-03**  
(52) **U.S. Cl.**  
USPC ..... **D14/447**  
(58) **Field of Classification Search**  
USPC ..... D14/447, 432, 434, 439, 440, 451, 452,  
D14/457, 239, 253, 250; D8/363, 373,  
D8/380; D6/406.3, 406.4, 406.5, 406.6;  
D12/415; D19/91; D3/218  
CPC ..... A47B 21/04; A47B 2097/006; A47B  
2097/005; A47B 2023/049; A45C  
2011/002; A45C 2011/003; F16M  
2200/00; F16M 13/00; A45F 2200/0516;  
A45F 2200/0525  
See application file for complete search history.

(56) **References Cited**  
U.S. PATENT DOCUMENTS  
D399,727 S \* 10/1998 Richter ..... D8/380  
D643,845 S \* 8/2011 Hong ..... D14/447  
D696,258 S \* 12/2013 Padilla ..... D14/447

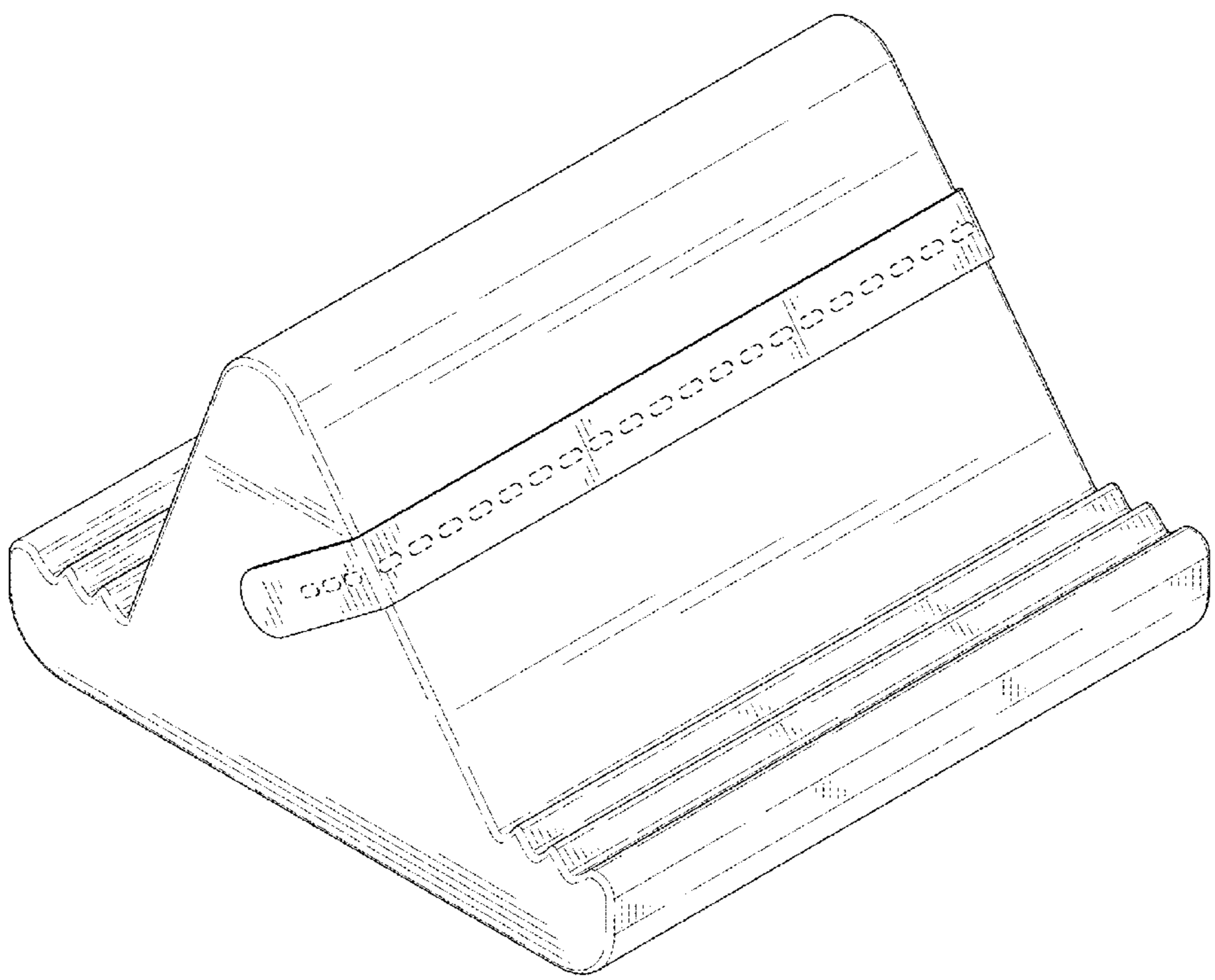
D703,216 S \* 4/2014 Klepar ..... D14/447  
D728,254 S \* 5/2015 Karnes-Toth ..... D6/406.4  
D736,778 S \* 8/2015 Martin ..... D14/447  
D768,138 S \* 10/2016 Malsan ..... D14/447  
D842,849 S \* 3/2019 Yun ..... D14/253  
D879,791 S \* 3/2020 Li ..... D14/447  
D881,022 S \* 4/2020 Long ..... D10/2  
D903,688 S 12/2020 Hong  
D903,689 S 12/2020 Zheng  
D925,544 S \* 7/2021 Li ..... D14/447  
D928,791 S \* 8/2021 Li ..... D14/447  
D933,076 S \* 10/2021 Harper ..... D14/447

\* cited by examiner  
*Primary Examiner* — Angela J Lee  
(74) *Attorney, Agent, or Firm* — ScienBiziP, P.C.

(57) **CLAIM**  
The ornamental design for a tablet pillow stand, as shown and described.

**DESCRIPTION**  
FIG. 1 is a front, left, and top perspective view of a tablet pillow stand, showing my design.  
FIG. 2 is a rear, right, and bottom perspective view thereof.  
FIG. 3 is a front elevation view thereof.  
FIG. 4 is a rear elevation view thereof.  
FIG. 5 is a left side elevation view thereof.  
FIG. 6 is a right side elevation view thereof.  
FIG. 7 is a top plan view thereof; and,  
FIG. 8 is a bottom plan view thereof.  
The broken lines shown in the drawings are included for the purpose of illustrating portions of the tablet pillow stand that form no part of the claimed design.

**1 Claim, 8 Drawing Sheets**






FIG. 1

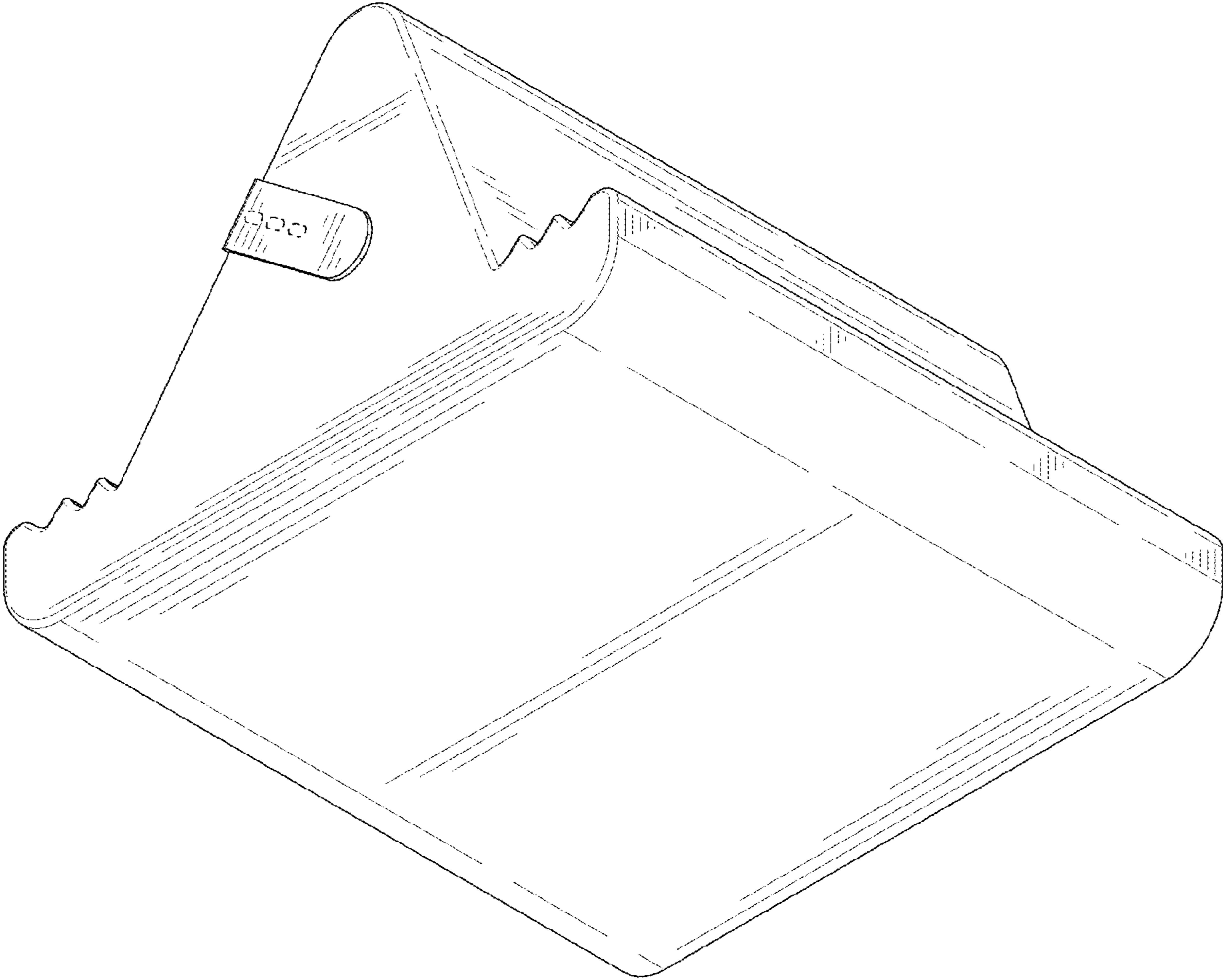


FIG. 2

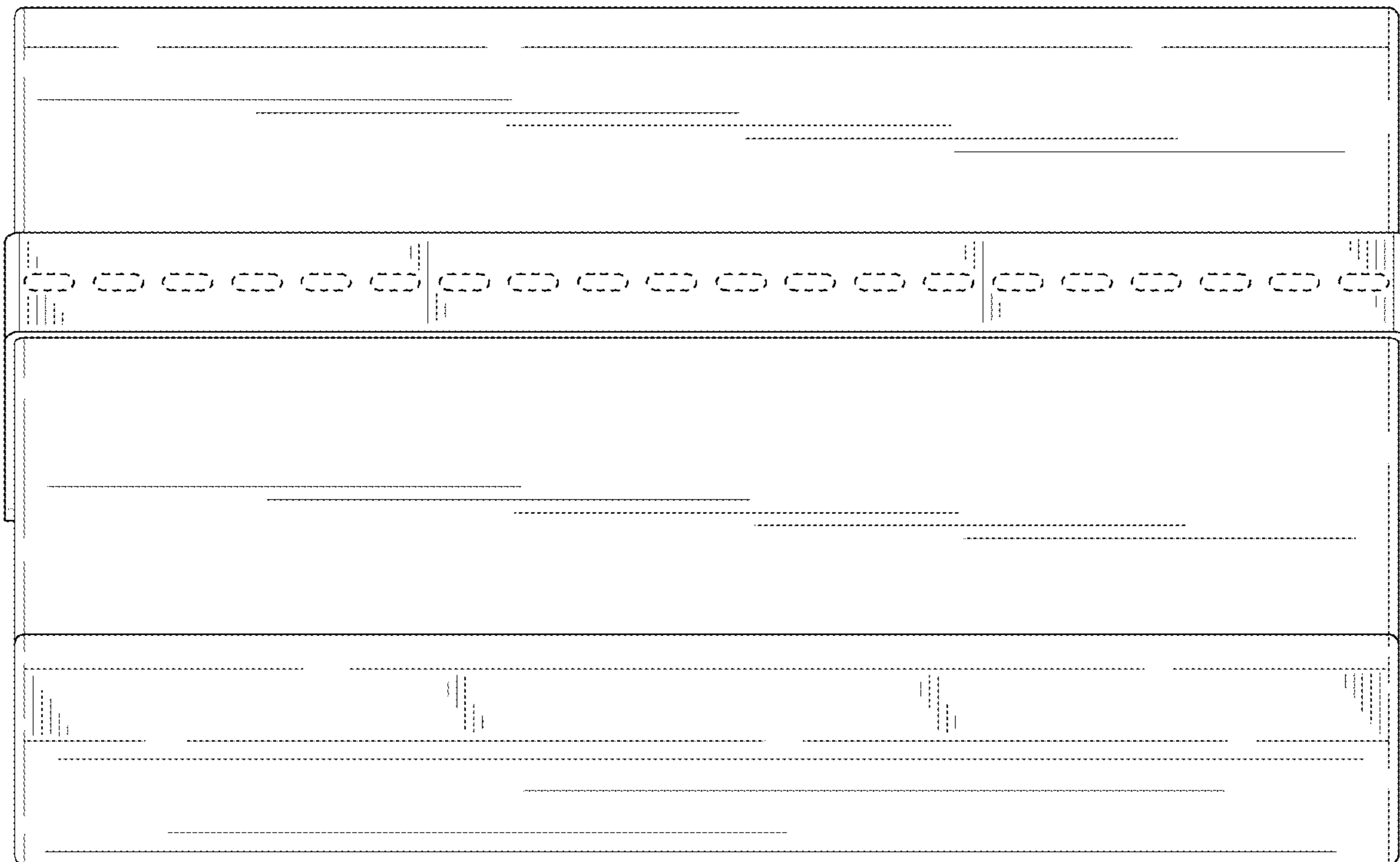


FIG. 3




FIG. 4

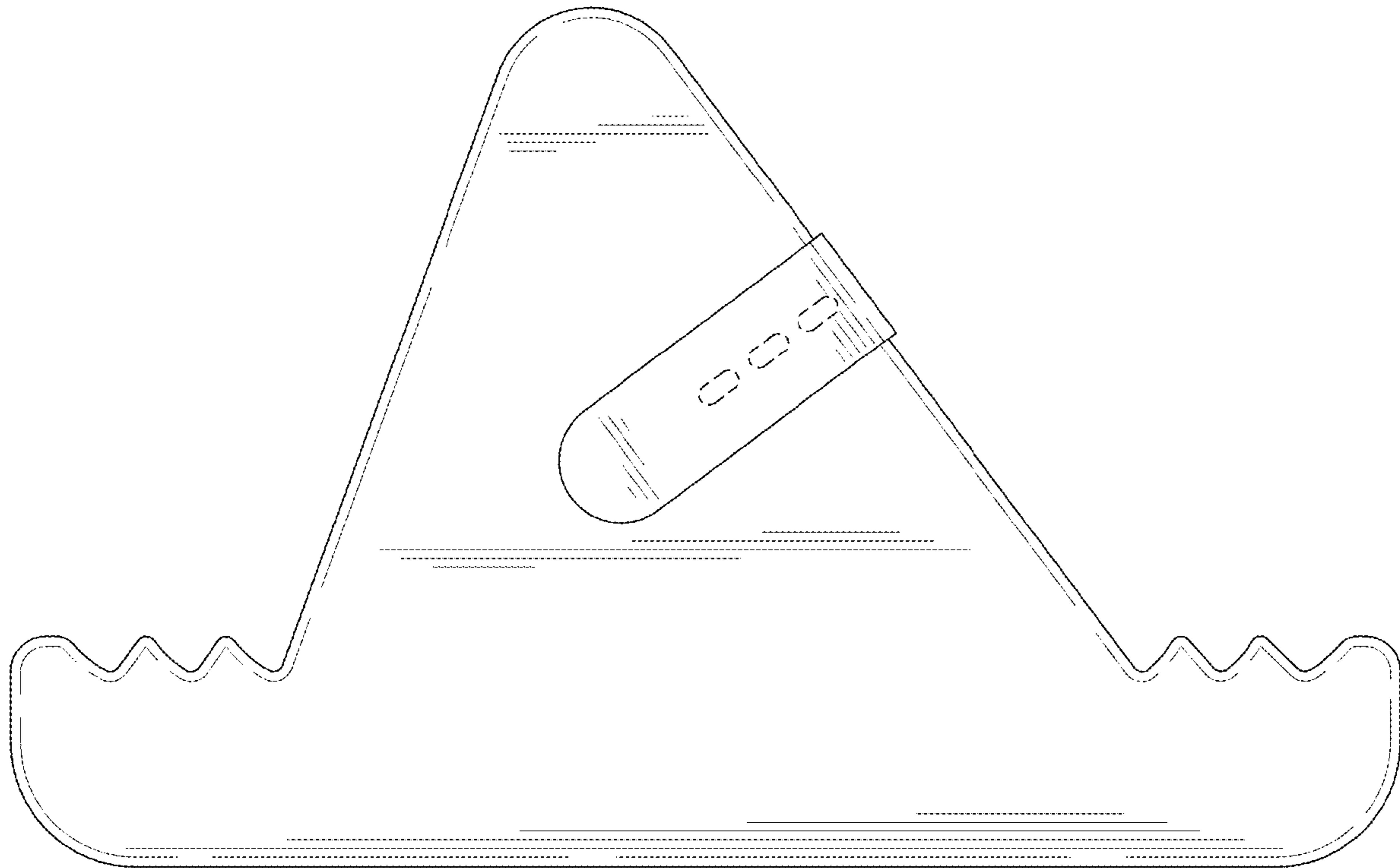


FIG. 5

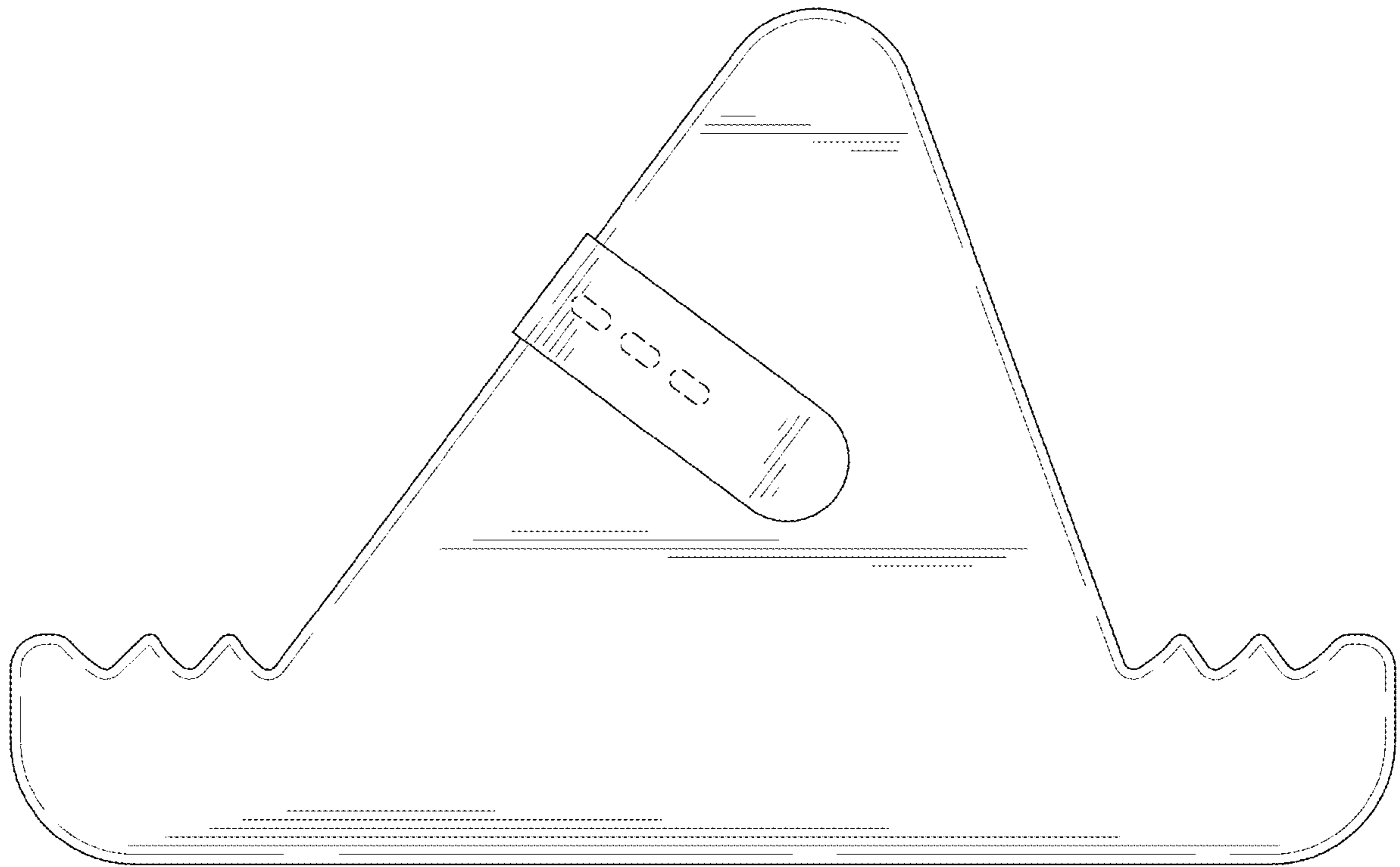


FIG. 6




FIG. 7






FIG. 8