



US00D971203S

(12) **United States Design Patent**
Zheng

(10) **Patent No.:** **US D971,203 S**
(45) **Date of Patent:** **** Nov. 29, 2022**

(54) **MOBILE PHONE MAGNETIC STAND**

(71) Applicant: **Ya Zheng**, Shenzhen (CN)

(72) Inventor: **Ya Zheng**, Shenzhen (CN)

(**) Term: **15 Years**

(21) Appl. No.: **29/826,863**

(22) Filed: **Feb. 16, 2022**

(51) **LOC (13) Cl.** **14-03**

(52) **U.S. Cl.**
USPC **D14/253**

(58) **Field of Classification Search**
USPC D14/217, 248, 250, 251, 252, 253, 432,
D14/434, 440, 447, 457; D12/114, 223,
D12/400, 407, 415, 425; D8/382;
D6/682, 700, 701; D3/218; D13/108;
D19/91, 113
CPC F16M 13/04; F16M 13/022; F16M 11/38;
A45C 2200/15; H05K 5/023; H04M 1/04;
A45F 2200/0516; A45F 2200/0525; A45F
2200/0508; A45F 2005/025

See application file for complete search history.

(56) **References Cited**

U.S. PATENT DOCUMENTS

D248,402 S *	7/1978	Kittell	D19/86
5,114,110 A *	5/1992	Vohora	A47B 23/043 248/160
D620,012 S *	7/2010	Chen	D14/451
D677,670 S *	3/2013	Vizcarra	D14/447
D701,212 S *	3/2014	Blevins	D14/447
D707,443 S *	6/2014	Dailey	D3/218
D709,073 S *	7/2014	Inman	D14/447
D751,370 S *	3/2016	McClees	D12/416
D826,948 S *	8/2018	Xiao	D14/447
D871,896 S *	1/2020	Beukema	D8/363
D899,419 S	10/2020	Liao		
10,837,596 B2 *	11/2020	Forbes	G06F 1/1601
D903,651 S *	12/2020	Prince	D14/253

D908,689 S	1/2021	Chen et al.		
D912,654 S	3/2021	Weng		
2005/0205724 A1 *	9/2005	Carnevali	F16M 11/40 248/122.1
2008/0087789 A1 *	4/2008	Haynes	F16M 13/022 248/458

(Continued)

OTHER PUBLICATIONS

Amazon.com_ B-Land Magnetic Phone Holder for MagSafe, first available May 5, 2022 [online], retrieved Aug. 31, 2022, available at URL: <https://a.co/d/0mR2YtV> (Year: 2022).*

(Continued)

Primary Examiner — Wendy L Arminio
Assistant Examiner — Carrie S Gelula

(57) **CLAIM**

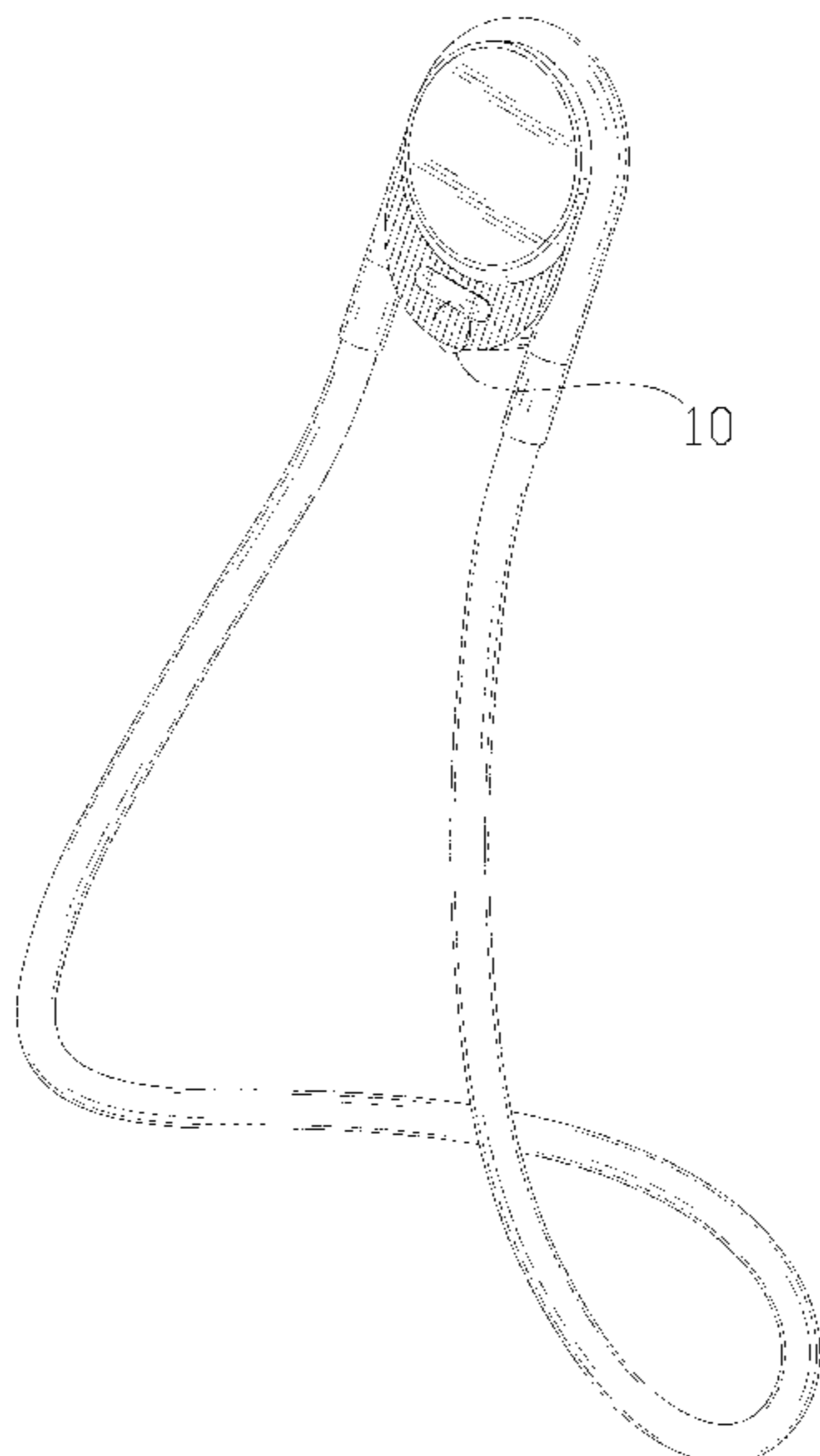
The ornamental design for a mobile phone magnetic stand, as shown and described.

DESCRIPTION

FIG. 1 is a first perspective view of a mobile phone magnetic stand showing my new design;
FIG. 2 is a second perspective view thereof;
FIG. 3 is a third perspective view thereof;
FIG. 4 is a front view thereof;
FIG. 5 is a back view thereof;
FIG. 6 is a left side view thereof;
FIG. 7 is a right side view thereof;
FIG. 8 is a top view thereof;
FIG. 9 is a bottom view thereof; and,
FIG. 10 is an enlarged view of the selected portion 10 in FIG. 1.

The dot-dash broken lines encircling the area of the detail in FIG. 1 and surrounding FIG. 10 denote the boundary of the enlarged detail and form no part of the claimed design.

1 Claim, 10 Drawing Sheets



(56)

References Cited

U.S. PATENT DOCUMENTS

2012/0273541 A1* 11/2012 Zwach A45C 13/30
224/220
2017/0251793 A1* 9/2017 Barratt F16M 11/28

OTHER PUBLICATIONS

Amazon.com_ B-Land Magnetic Phone Holder, first available Oct. 6, 2019 [online], retrieved Aug. 31, 2022, available at URL: <https://a.co/d/8SXq4YU> (Year: 2019).*

Amazon.com_ Ashata Cell Phone Holder, first available Dec. 7, 2021 [online], retrieved Aug. 31, 2022, available at URL: <https://a.co/d/90h0GKe> (Year: 2021).*

Amazon.com_ IMStick Cell Phone Stand for Desk, first available Mar. 6, 2019 [online], retrieved Sep. 1, 2022, available at URL: <https://a.co/d/7YHzGZH> (Year: 2019).*

* cited by examiner

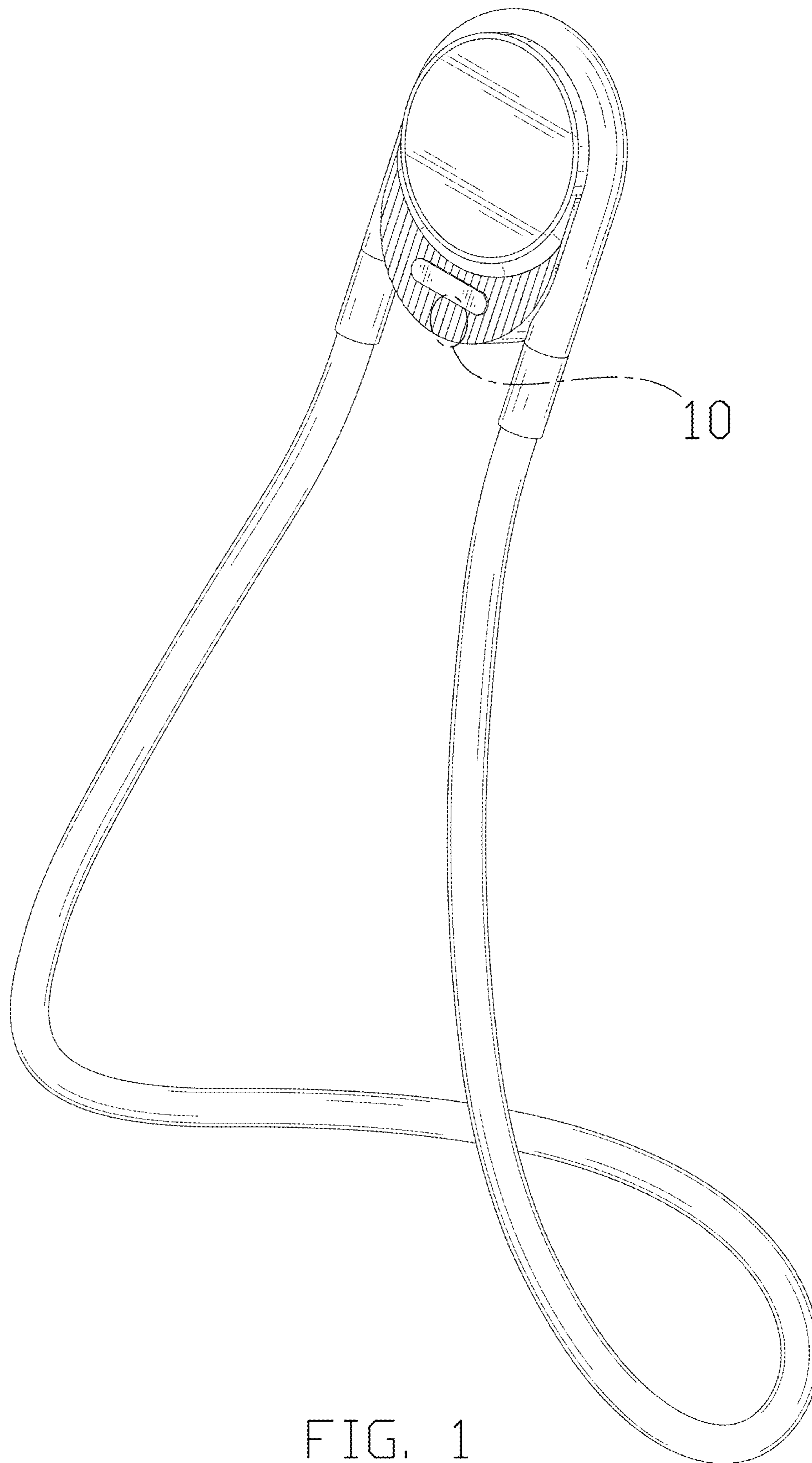


FIG. 1

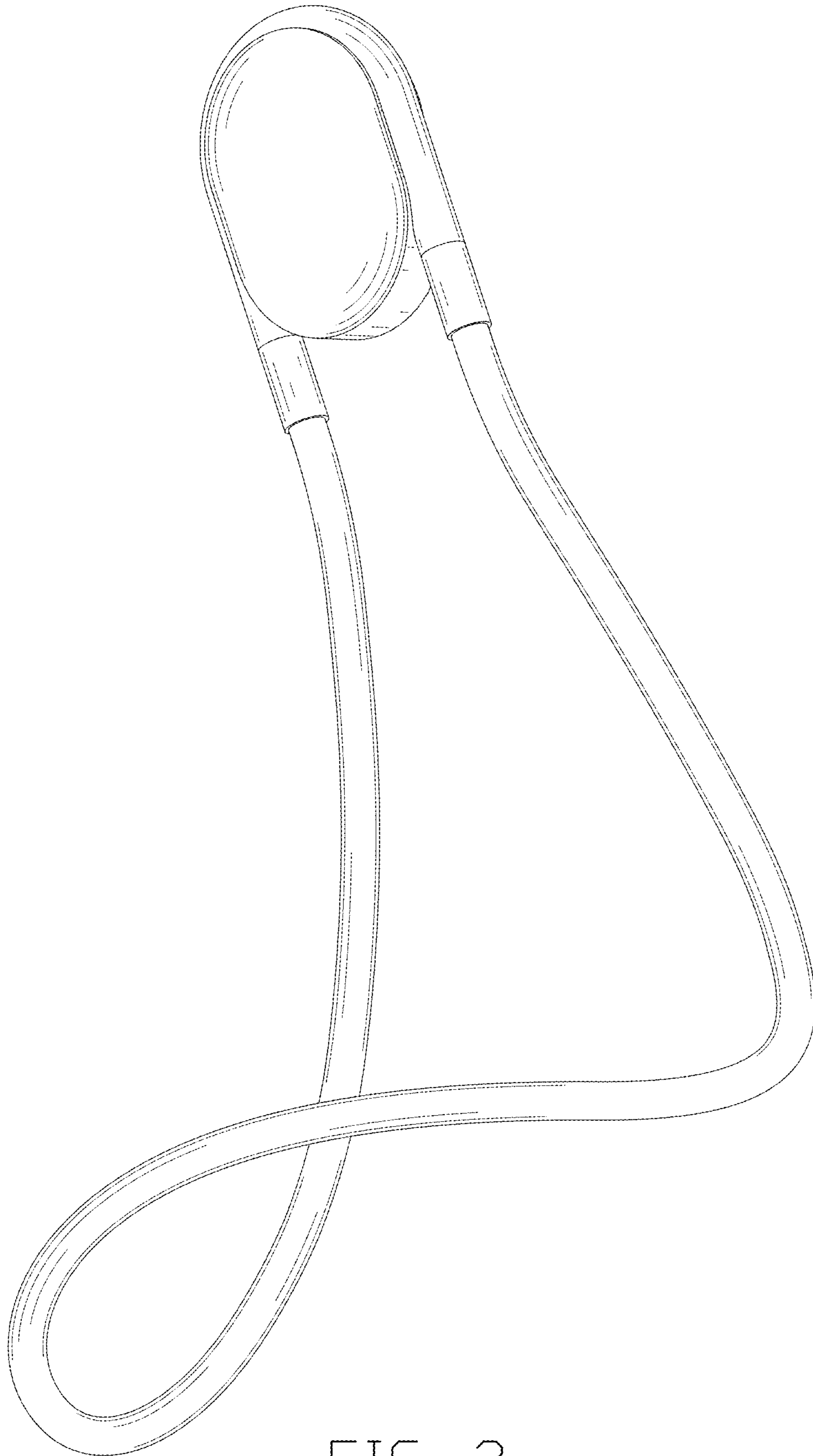


FIG. 2

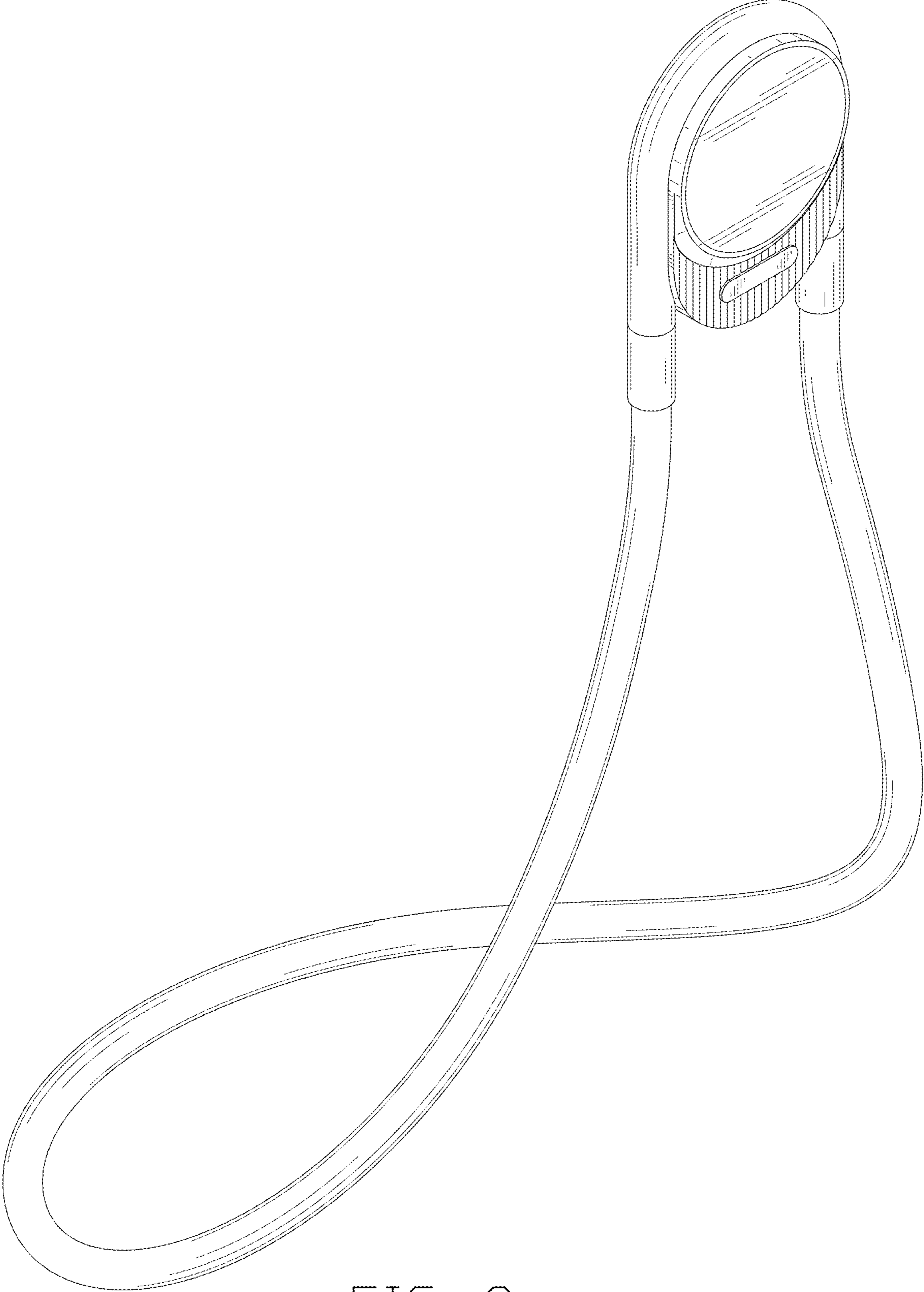


FIG. 3

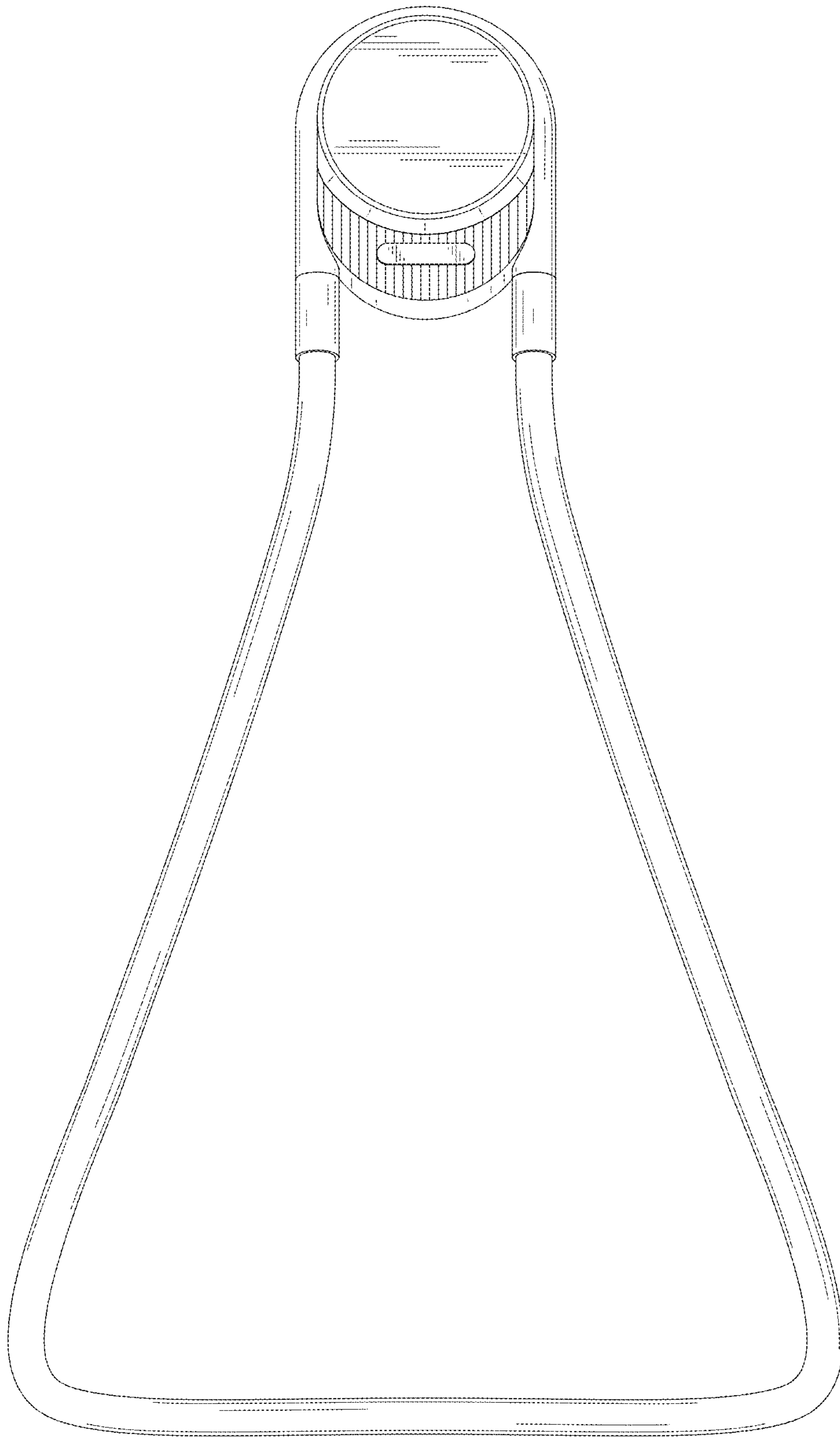


FIG. 4

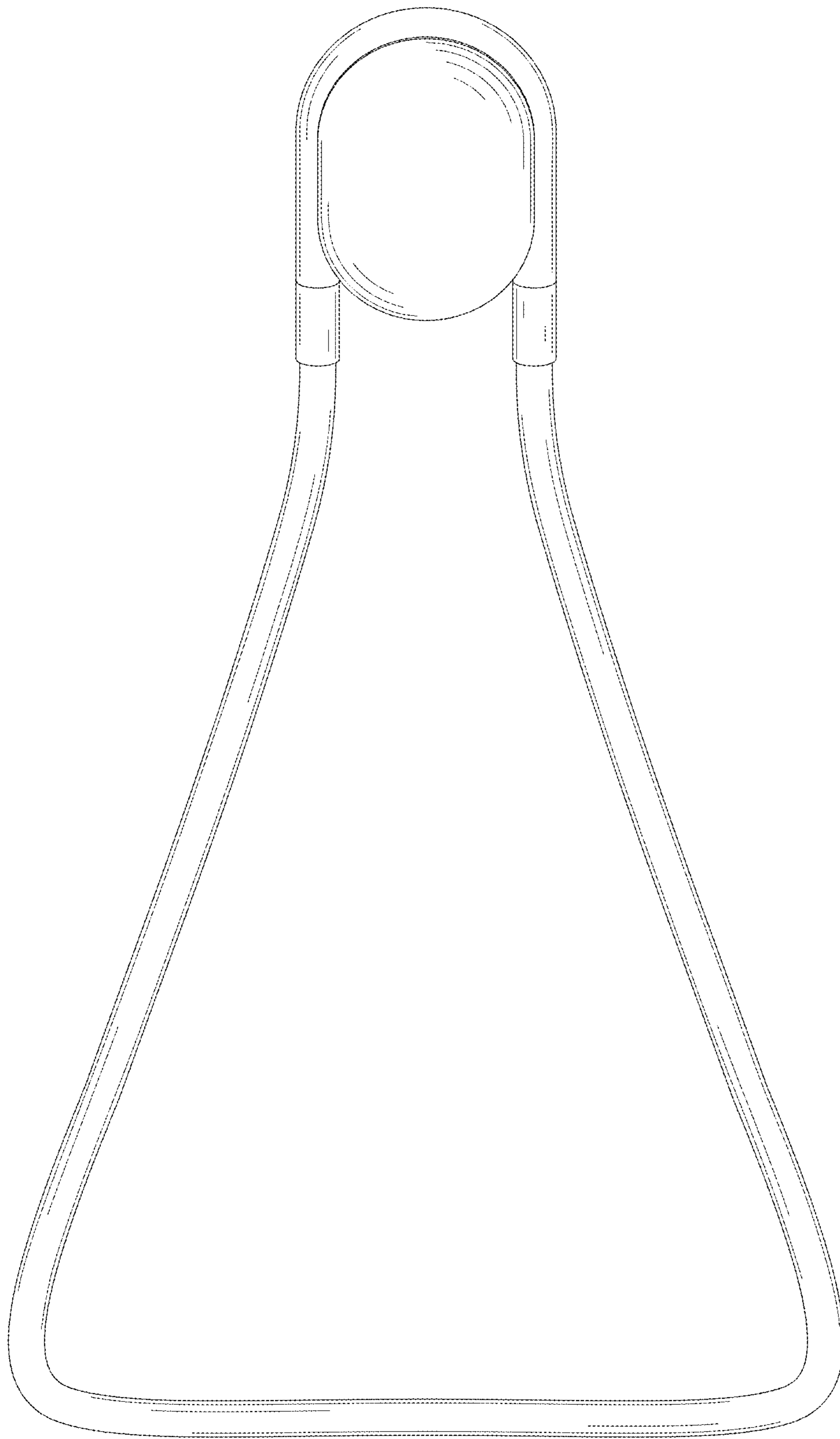


FIG. 5




FIG. 6




FIG. 7

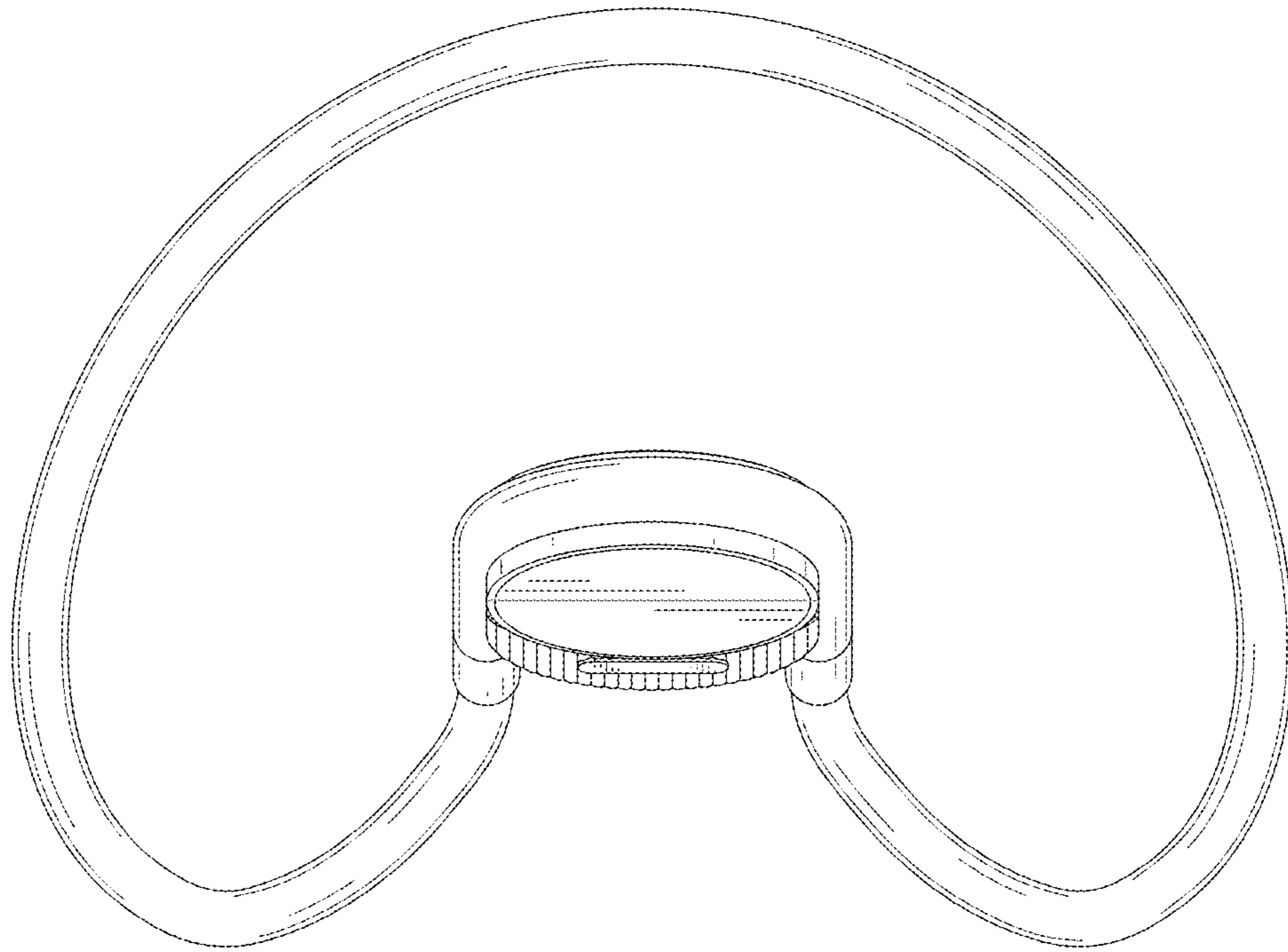


FIG. 8

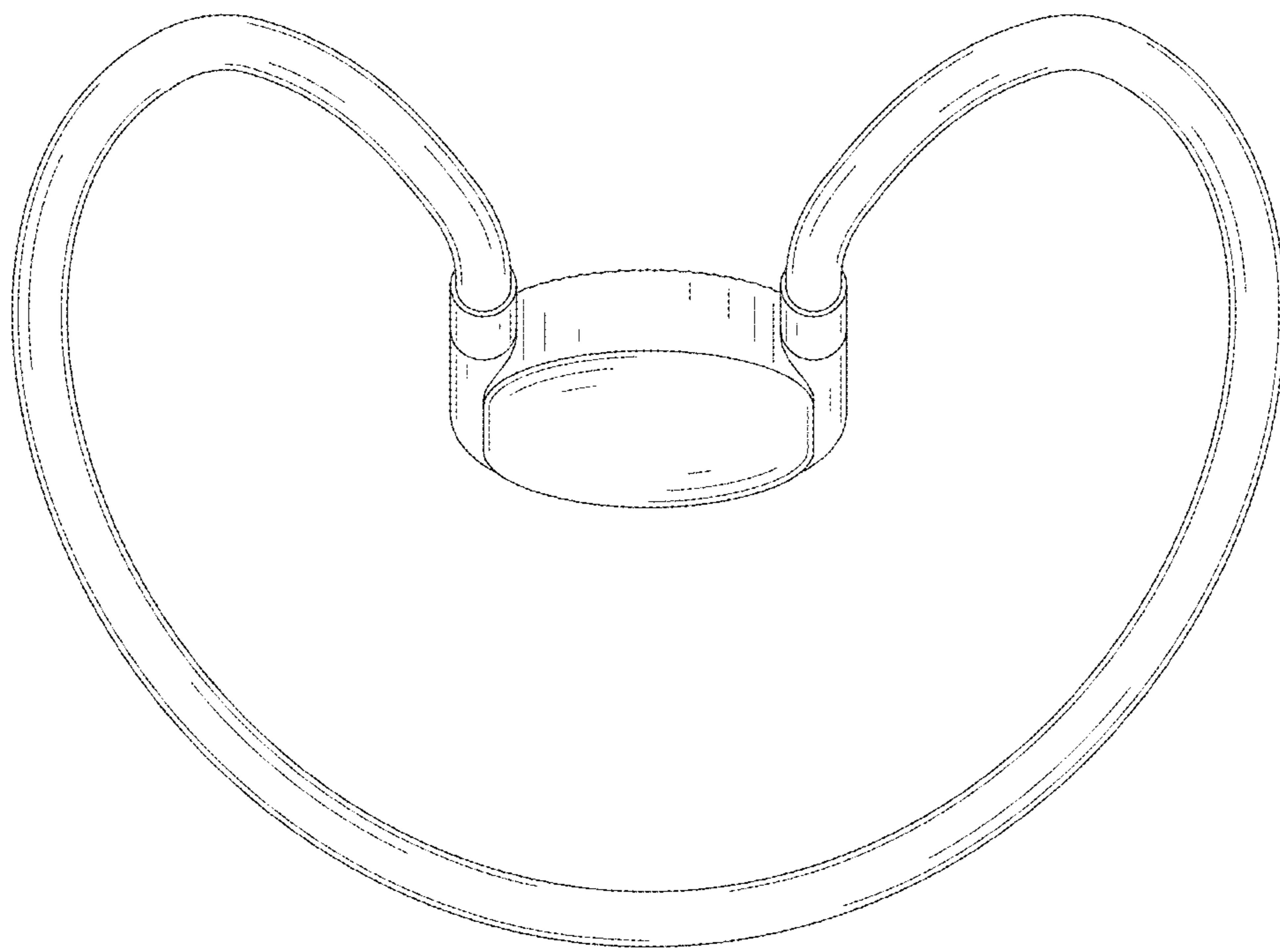


FIG. 9

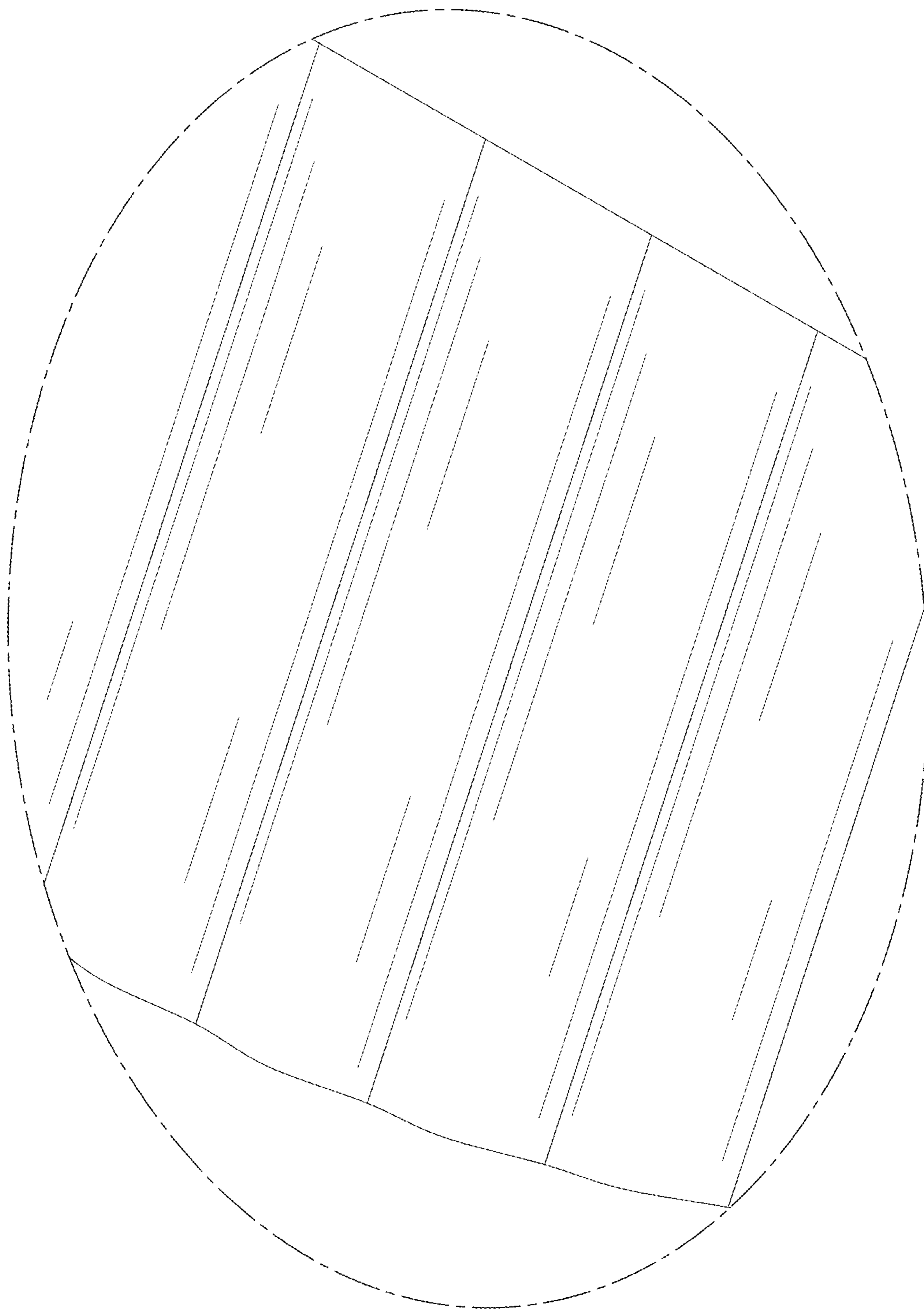


FIG. 10