

US00D971198S

(12) **United States Design Patent** (10) **Patent No.:** **US D971,198 S**
Song et al. (45) **Date of Patent:** **** Nov. 29, 2022**

(54) **ELECTRONIC DEVICE**

- (71) Applicant: **Samsung Electronics Co., Ltd.**, Suwon-si (KR)
- (72) Inventors: **Junyong Song**, Suwon-si (KR); **Byoungjin Kim**, Suwon-si (KR); **Woohyeok Jeong**, Suwon-si (KR); **Eunsoo Kim**, Suwon-si (KR); **Junghyun Choi**, Suwon-si (KR)
- (73) Assignee: **SAMSUNG ELECTRONICS CO., LTD.**, Suwon-si (KR)
- (**) Term: **15 Years**
- (21) Appl. No.: **29/748,774**
- (22) Filed: **Sep. 1, 2020**
- (30) **Foreign Application Priority Data**

Apr. 27, 2020 (KR) 30-2020-0018530

(51) **LOC (13) Cl.** **14-03**

(52) **U.S. Cl.**
USPC **D14/248**

(58) **Field of Classification Search**
USPC D14/345, 348, 426, 439, 496, 138 R, D14/138 AA, 138 AB, 138 AC, 138 AD, D14/138 C, 138 G, 203.1, 203.3, 203.4, D14/203.7, 299; D10/50; D19/26, 32; D21/324
CPC G06F 3/041; G06F 3/0412; G06F 3/0488; G06F 3/04883; G06F 1/1613; G06F 1/1626; G06F 1/1686; G06F 1/1692; G06F 2200/1633; H04M 1/0283; H04M 1/0273; H04M 1/0202; H04M 1/0266; H04M 1/027

See application file for complete search history.

(56) **References Cited**

U.S. PATENT DOCUMENTS

- D749,573 S * 2/2016 Park D14/203.4
- D795,825 S * 8/2017 Kim D14/138 AA
- D808,953 S * 1/2018 Lee D14/341

(Continued)

FOREIGN PATENT DOCUMENTS

- CN 305836461 * 6/2020
- CN 306368126 * 3/2021

OTHER PUBLICATIONS

Galaxy Fold 2 rumor-based renders, www.gsmarena.com, Mar. 27, 2020. https://www.gsmarena.com/galaxy_fold_2_rumorbased_renders_surface_reveal_familiar_but_improved_design-news-42262.php (Year: 2020).*

(Continued)

Primary Examiner — Llorelys Martinez
Assistant Examiner — Kwabena A. Ankobiah
(74) *Attorney, Agent, or Firm* — McAndrews Held & Malloy, Ltd.

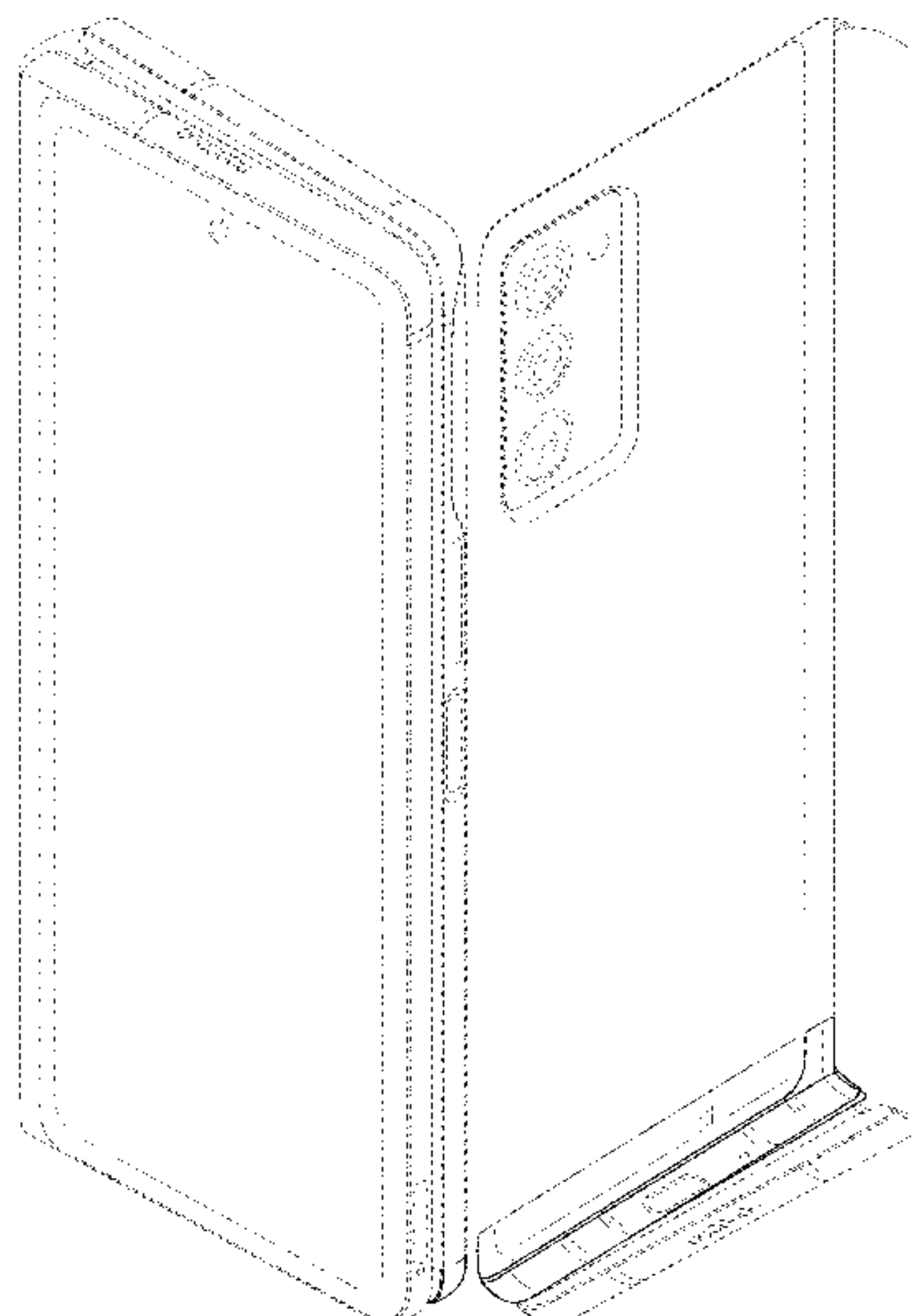
(57) **CLAIM**

The ornamental design for an electronic device, as shown and described.

DESCRIPTION

FIG. 1 is a front perspective view of an electronic device showing our new design;
FIG. 2 is a front elevation view thereof;
FIG. 3 is a rear elevation view thereof;
FIG. 4 is a left side elevation view thereof;
FIG. 5 is a right side elevation view thereof;
FIG. 6 is a top plan view thereof;
FIG. 7 is a bottom plan view thereof; and,
FIG. 8 is a rear perspective view thereof.
The dashed broken lines in the figures illustrate portions of the electronic device that form no part of the claimed design. The dot-dash broken lines in the figures define the boundaries of the claimed design and form no part thereof.

1 Claim, 6 Drawing Sheets



(56)

References Cited

U.S. PATENT DOCUMENTS

D840,394	S	*	2/2019	Son	D14/345
D842,834	S	*	3/2019	Seo	D14/345
D902,878	S	*	11/2020	Kim	D14/138 AB
D902,898	S	*	11/2020	Seo	D14/248
D902,901	S	*	11/2020	Kim	D14/248
D902,902	S	*	11/2020	Kim	D14/248
D902,903	S	*	11/2020	Kim	D14/248
D902,904	S	*	11/2020	Kim	D14/248
D903,621	S	*	12/2020	Kim	D14/138 AB
D904,367	S	*	12/2020	Seo	D14/248
D907,616	S	*	1/2021	Kim	D14/248
D915,337	S	*	4/2021	Lee	D14/138 AD
D915,385	S	*	4/2021	Lee	D14/250
D922,345	S	*	6/2021	Bae	D14/345
D931,846	S	*	9/2021	Lee	D14/250
D943,543	S	*	2/2022	Zhang	D14/138 AB
D948,515	S	*	4/2022	Jeon	D14/440
D948,518	S	*	4/2022	Jeon	D14/440
D951,896	S	*	5/2022	Kim	D14/138 AB
2020/0310494	A1	*	10/2020	Ahn	B32B 17/10

OTHER PUBLICATIONS

Amid Leaks and Rumors, www.yankodesign.com, Apr. 23, 2020.
<https://www.yankodesign.com/2020/04/23/amid-leaks-and-rumors-samsungs-new-galaxy-fold-2-begins-taking-shape/> (Year: 2020).*

* cited by examiner

FIG. 1




FIG. 2




FIG. 3




FIG. 4




FIG. 5




FIG. 6

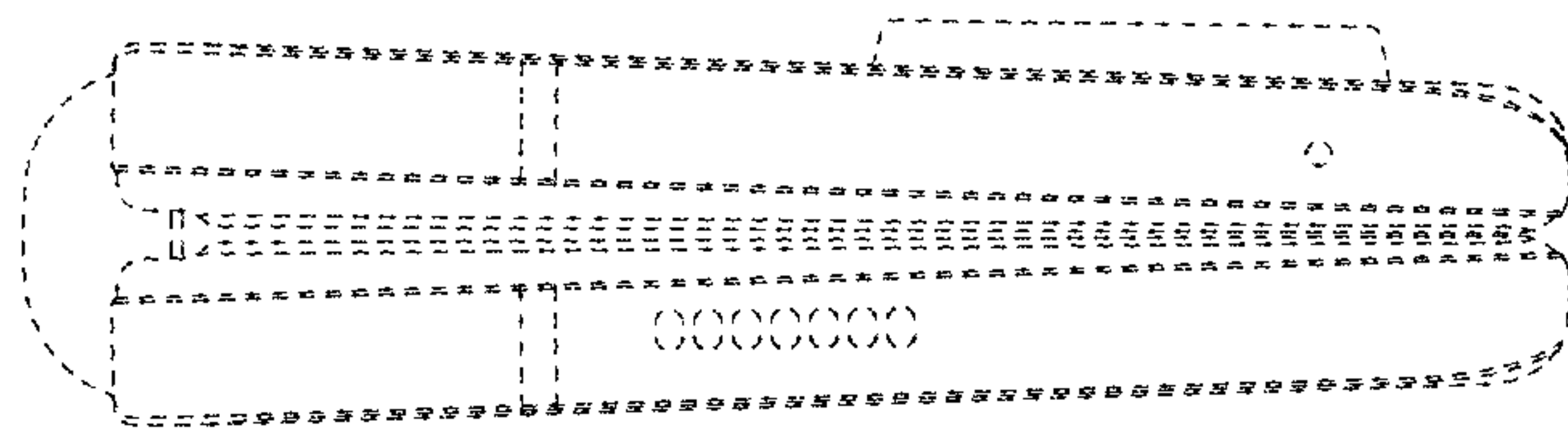


FIG. 7

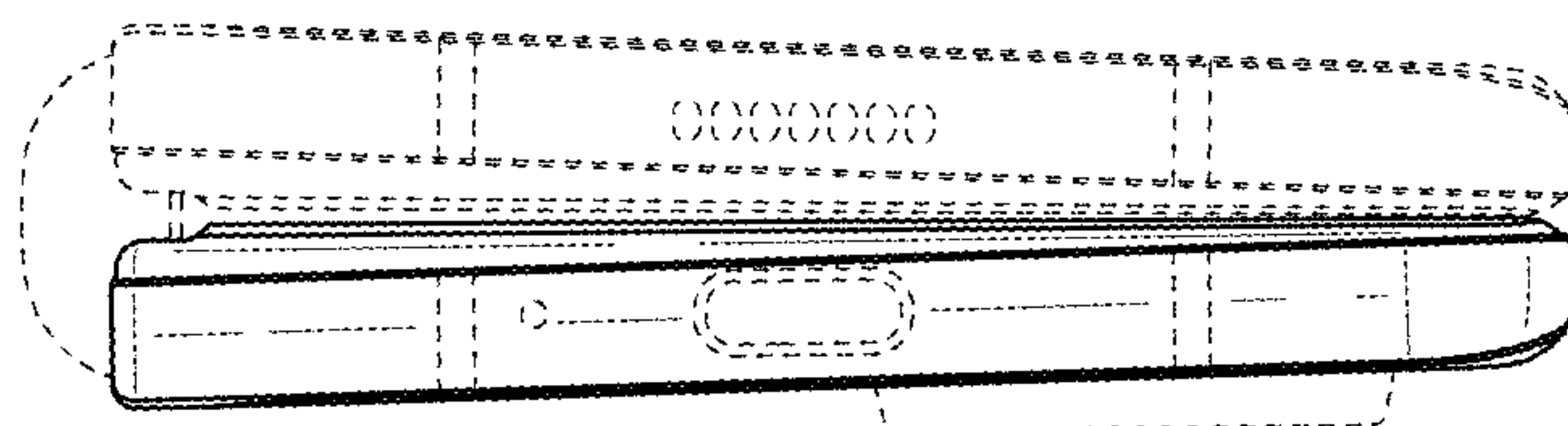


FIG. 8

